



US00D503432S

(12) **United States Design Patent**
Huang

(10) **Patent No.: US D503,432 S**
(45) **Date of Patent: ** Mar. 29, 2005**

(54) **DISH PUSHPIN**

(76) Inventor: **Jin Huang**, No. 9. Zhengxue Road
(W.), Ninghai, Ningbo, Zhejiang (CN),
315600

(**) Term: **14 Years**

(21) Appl. No.: **29/197,342**

(22) Filed: **Jan. 14, 2004**

(30) **Foreign Application Priority Data**

Oct. 17, 2003 (CN) 2003301005113

(51) **LOC (7) Cl. 19-02**

(52) **U.S. Cl. D19/90; D19/65; D19/86;**
D8/391

(58) **Field of Search D11/103, 56, 207;**
D8/388, 390, 391, 392, 393; D19/65, 86,
90, 91, 99, 100; D20/43; 24/711.3, 711.4;
411/485, 439, 493, 499; 248/507-509; 63/29.1;
40/668, 669; 428/5, 15

(56) **References Cited**

U.S. PATENT DOCUMENTS

- 301,083 A * 7/1884 Bornstein 24/711.4
- 796,480 A * 8/1905 Weel 24/711.4
- 996,678 A * 7/1911 Reynolds 63/29.1
- 1,625,303 A * 4/1927 Fenton 24/356
- 1,640,398 A * 8/1927 Diggs 40/668
- 1,872,171 A * 8/1932 Panitzsch 24/362

- 2,317,746 A * 4/1943 Ellerstein 24/711.4
- 2,366,244 A * 1/1945 Ellerstein 24/711.4
- D175,275 S * 8/1955 Romine D8/391
- D175,680 S * 9/1955 Glasgow D8/391
- 3,728,763 A * 4/1973 Warzecha 24/711.4
- D354,924 S * 1/1995 Garner et al. D10/104
- D374,978 S * 10/1996 Ferdi D3/215
- D428,058 S * 7/2000 Wagner D19/65
- 6,196,782 B1 * 3/2001 Wagner et al. 411/485
- D464,993 S * 10/2002 Rosen D19/65

* cited by examiner

Primary Examiner—Martie K. Holtje

(74) *Attorney, Agent, or Firm*—Ohlandt, Greeley, Ruggiero
& Perle L.L.P.

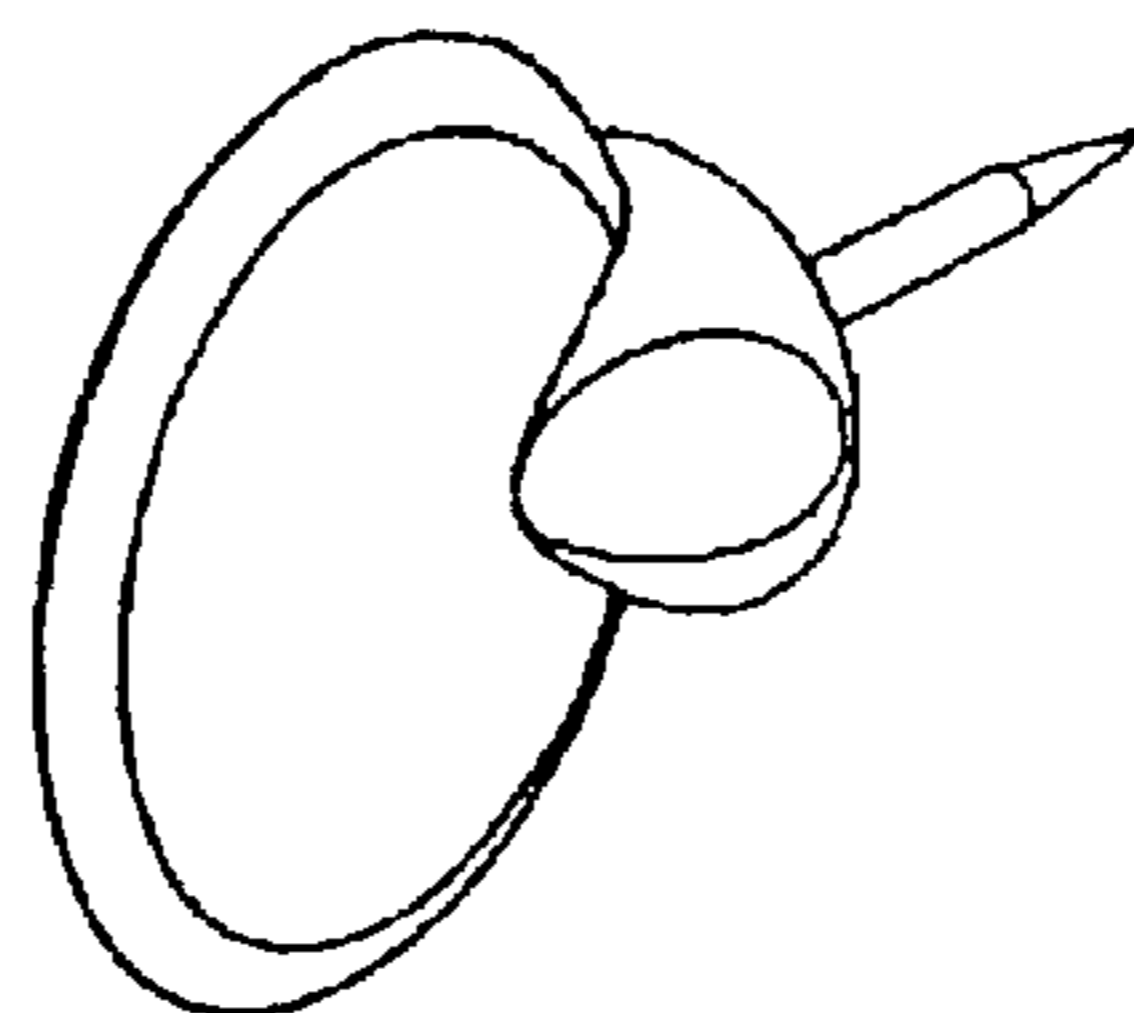
(57) **CLAIM**

The ornamental design for a dish pushpin, as shown and
described.

DESCRIPTION

FIG. 1 is a perspective view of the dish pushpin of the
present invention showing the new design;
FIG. 2 is a front elevational view thereof, the rear elevational
view being identical thereto;
FIG. 3 is a side elevational view thereof, the opposite side
being identical thereto;
FIG. 4 is a top plan view thereof, and,
FIG. 5 is a bottom plan view thereof.

1 Claim, 1 Drawing Sheet



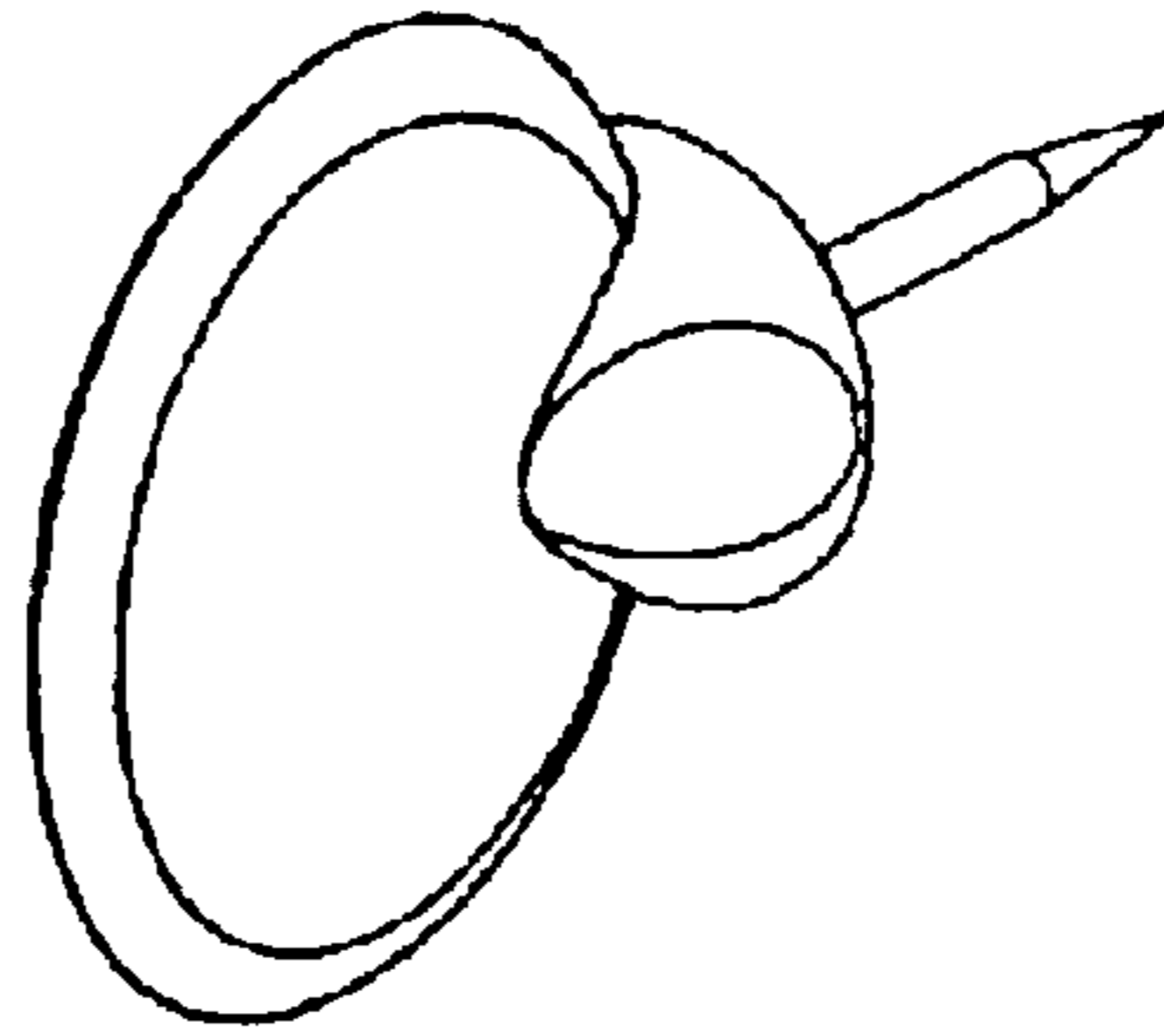


FIG.1

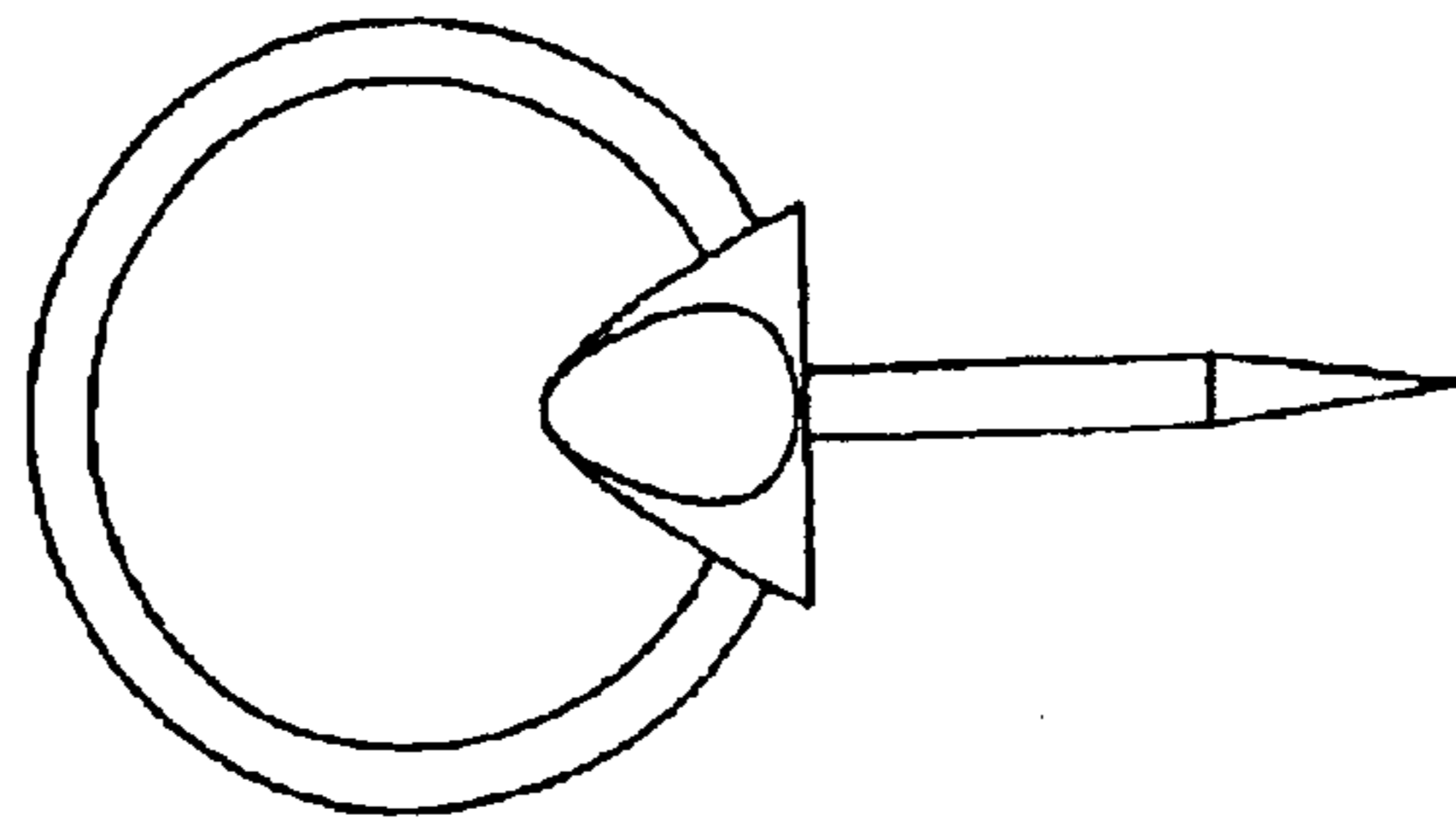


FIG.2

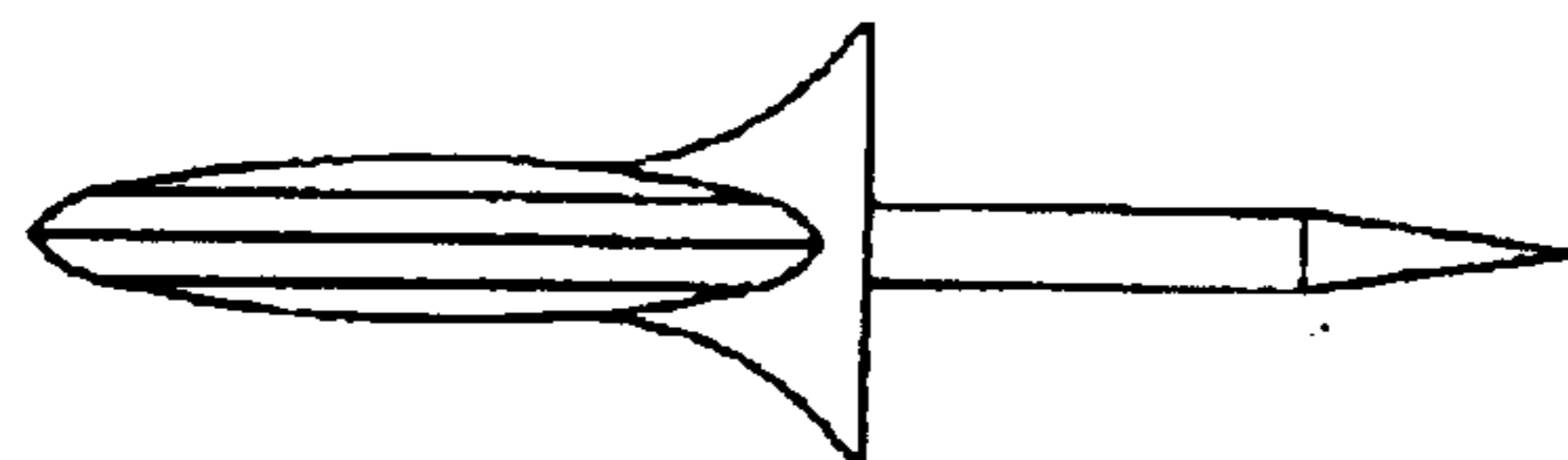


FIG.3




FIG.4

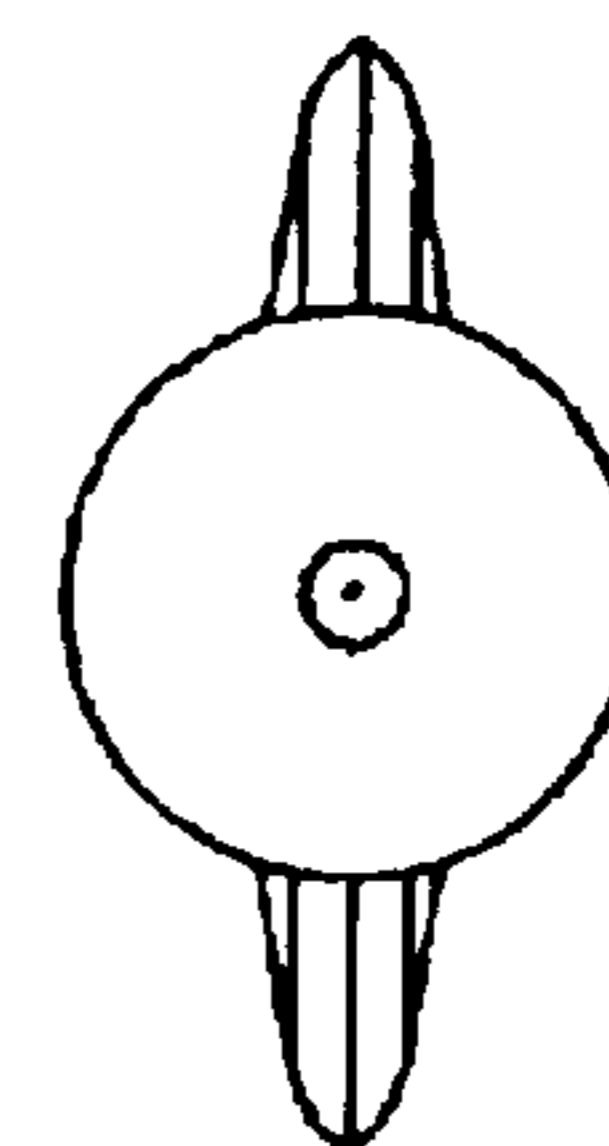


FIG.5