

US00D503428S

(12) **United States Design Patent**
Chen

(10) **Patent No.:** **US D503,428 S**
(45) **Date of Patent:** **** Mar. 29, 2005**

(54) **COMBINED PEN AND LASER POINTER**

(75) **Inventor:** **Tony Chen, Keelung (TW)**

(73) **Assignee:** **Quorton, Inc., Taiwan (CN)**

(**) **Term:** **14 Years**

(21) **Appl. No.:** **29/206,118**

(22) **Filed:** **May 26, 2004**

(30) **Foreign Application Priority Data**

Dec. 19, 2003 (TW) 92307606

(51) **LOC (7) Cl.** **19-06**

(52) **U.S. Cl.** **D19/36; D19/51; D19/57;**
D26/38

(58) **Field of Search** **D26/38, 51; D19/35,**
D19/36, 41-51, 53-58, 81-85; 401/6, 7,
88, 98, 52, 243-247, 195, 202, 99-110,
111-117, 209, 213; 362/118, 259; 368/10;
24/10 R, 11 R, 11 C, 11 P, 11 F, 11 HC,
11 CT, 11 M

(56) **References Cited**

U.S. PATENT DOCUMENTS

5,193,897 A * 3/1993 Halsey 362/118

D360,650 S * 7/1995 Irby D19/51
5,617,304 A * 4/1997 Huang 362/118
5,663,828 A * 9/1997 Knowles et al. 362/118
D395,919 S * 7/1998 Rosenbaum D19/51
D400,921 S * 11/1998 Ting D19/36
D469,123 S * 1/2003 Briggl et al. D19/48
6,542,437 B1 * 4/2003 Chen 368/10

* cited by examiner

Primary Examiner—Martie K. Holtje

(74) *Attorney, Agent, or Firm*—Raymond Sun


(57) **CLAIM**

The ornamental design for a combined pen and laser pointer, as shown and described.

DESCRIPTION

FIG. 1 is a perspective view of a combined pen and laser pointer showing my new design;
FIG. 2 is a bottom plan view thereof;
FIG. 3 is a top plan view thereof;
FIG. 4 is a left side elevational view thereof;
FIG. 5 is a right side elevational view thereof;
FIG. 6 is a front elevational view thereof; and,
FIG. 7 is a rear elevational view thereof.

1 Claim, 7 Drawing Sheets



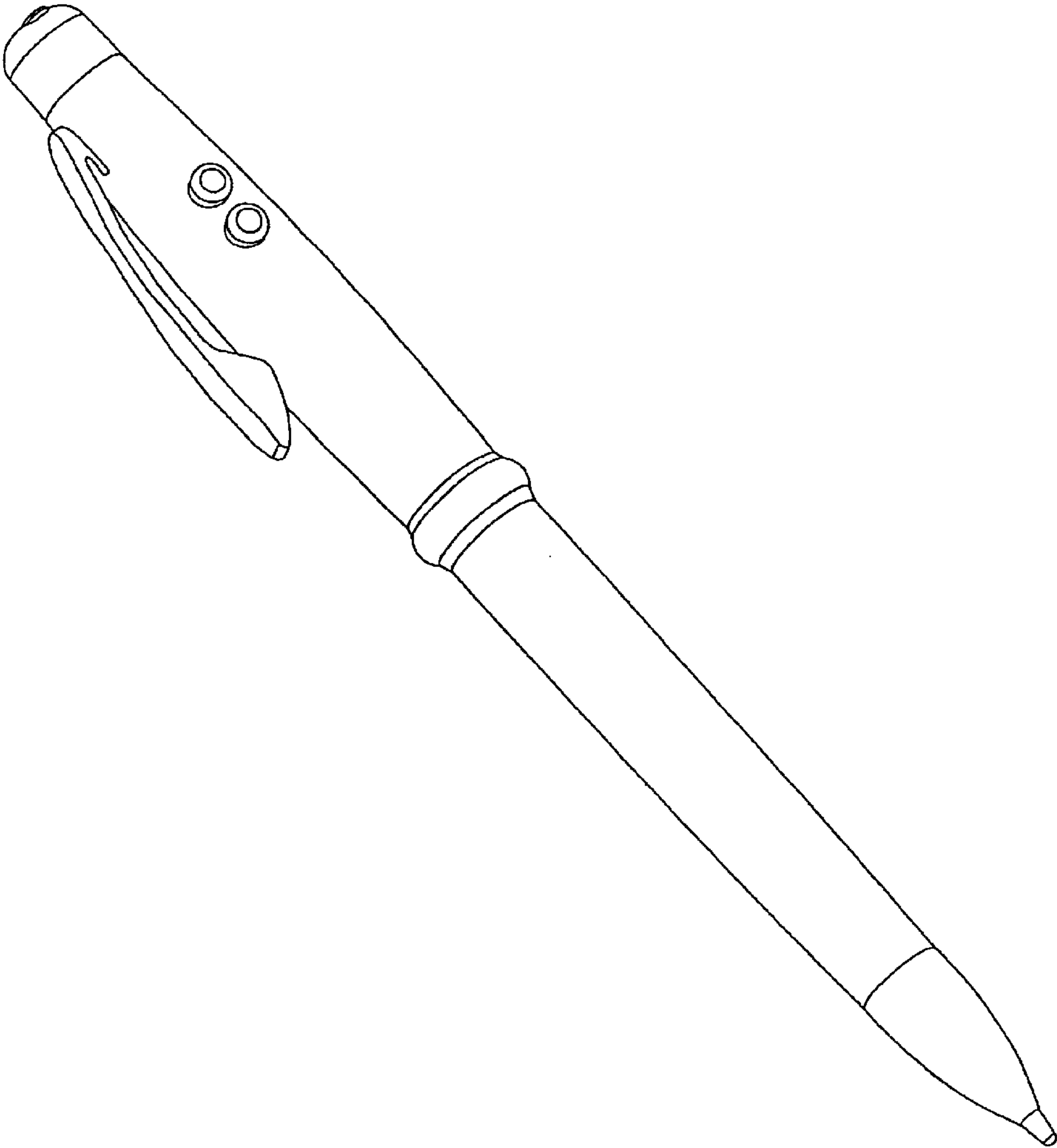


FIG. 1

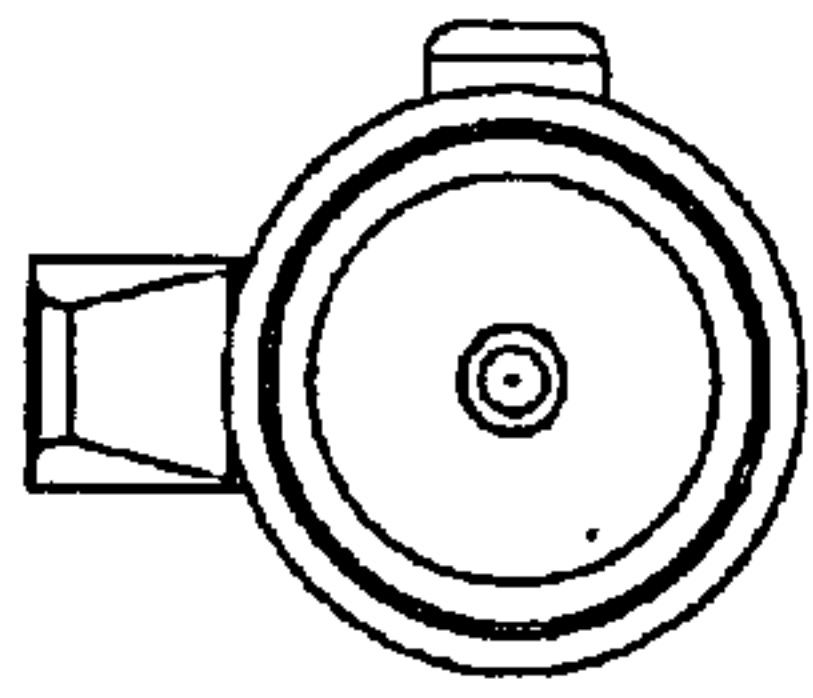


FIG. 2

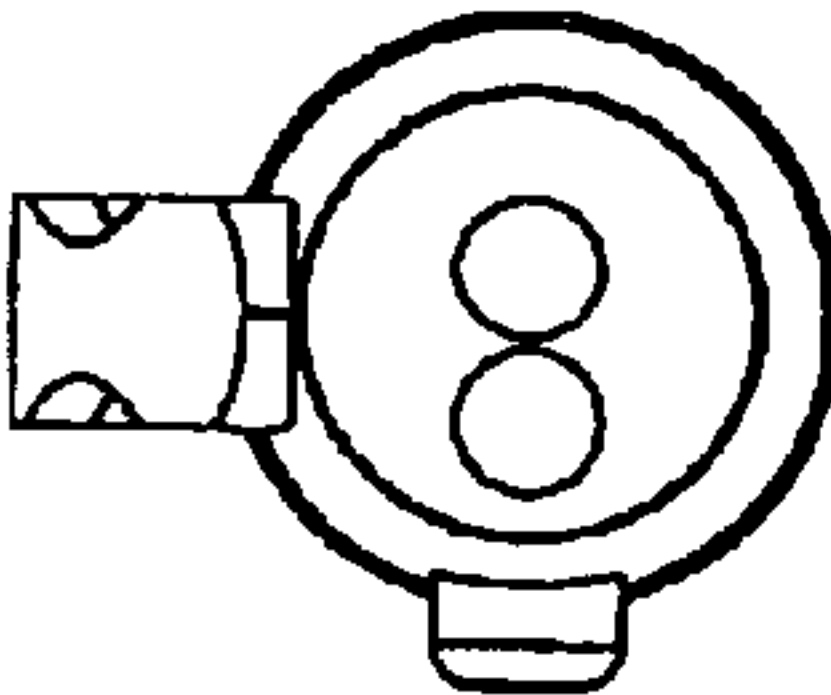


FIG. 3




FIG.4

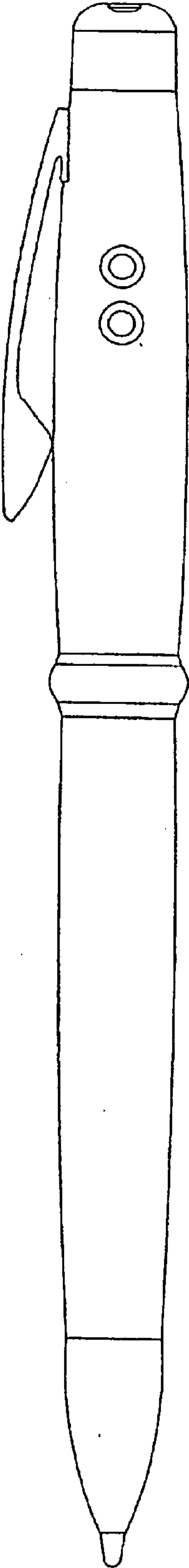


FIG. 5




FIG. 6

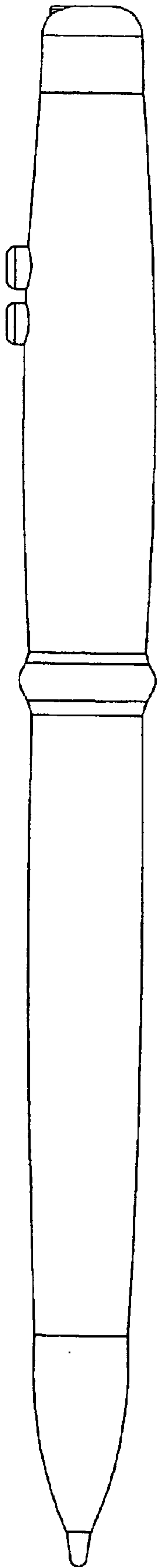


FIG. 7