

US00D503427S

(12) **United States Design Patent**
Goldberg

(10) **Patent No.:** **US D503,427 S**
(45) **Date of Patent:** **** Mar. 29, 2005**

(54) **WRITING IMPLEMENT WITH CARABINER**

(76) **Inventor:** **Edward Goldberg**, 501 Reis Ave.,
Teaneck, NJ (US) 07666

(**) **Term:** **14 Years**

(21) **Appl. No.:** **29/179,766**

(22) **Filed:** **Apr. 15, 2003**

(51) **LOC (7) Cl.** **19-06**

(52) **U.S. Cl.** **D19/36; D19/46; D19/54;**
D8/356

(58) **Field of Search** **D19/35, 36, 41-51,**
D19/53-58, 81-85; 401/52, 195; D8/356,
383, 367, 370; D3/208-211; 24/573.5, 583.1,
598.1, 599.5, 11 M, 600.1; D11/164; 70/456 R,
459; 224/255

(56) **References Cited**

U.S. PATENT DOCUMENTS

286,253	A	*	10/1883	Benson	24/599.5
D292,188	S	*	10/1987	Weder et al.	D11/164
RE32,656	E	*	4/1988	Bellavance	401/104
4,765,767	A		8/1988	Marynissen et al.	401/213
D300,087	S	*	3/1989	Henderson	D3/209
4,833,902	A	*	5/1989	Mori	70/456 R
D332,625	S	*	1/1993	LaPerche	D19/44
5,270,909	A		12/1993	Weiss et al.	362/208
5,463,798	A		11/1995	Wurzer	24/599.5
D407,212	S	*	3/1999	Molaro	D3/211
6,223,372	B1		5/2001	Barber	7/118

D449,857	S	*	10/2001	Rosenbaum	D19/44
D468,770	S	*	1/2003	Rosenbaum	D19/44
D474,239	S	*	5/2003	Rosenbaum	D19/44
D475,276	S	*	6/2003	Kelleghan	D8/356
D490,296	S	*	5/2004	Shaljian	D8/356

OTHER PUBLICATIONS

Internet web page—New Dimensions of Carabiner Pens.
Copy, catalog page “Fiskars Hip Clip”.

* cited by examiner

Primary Examiner—Martie K. Holtje

(74) *Attorney, Agent, or Firm*—Kaplan & Gilman, LLP

(57) **CLAIM**

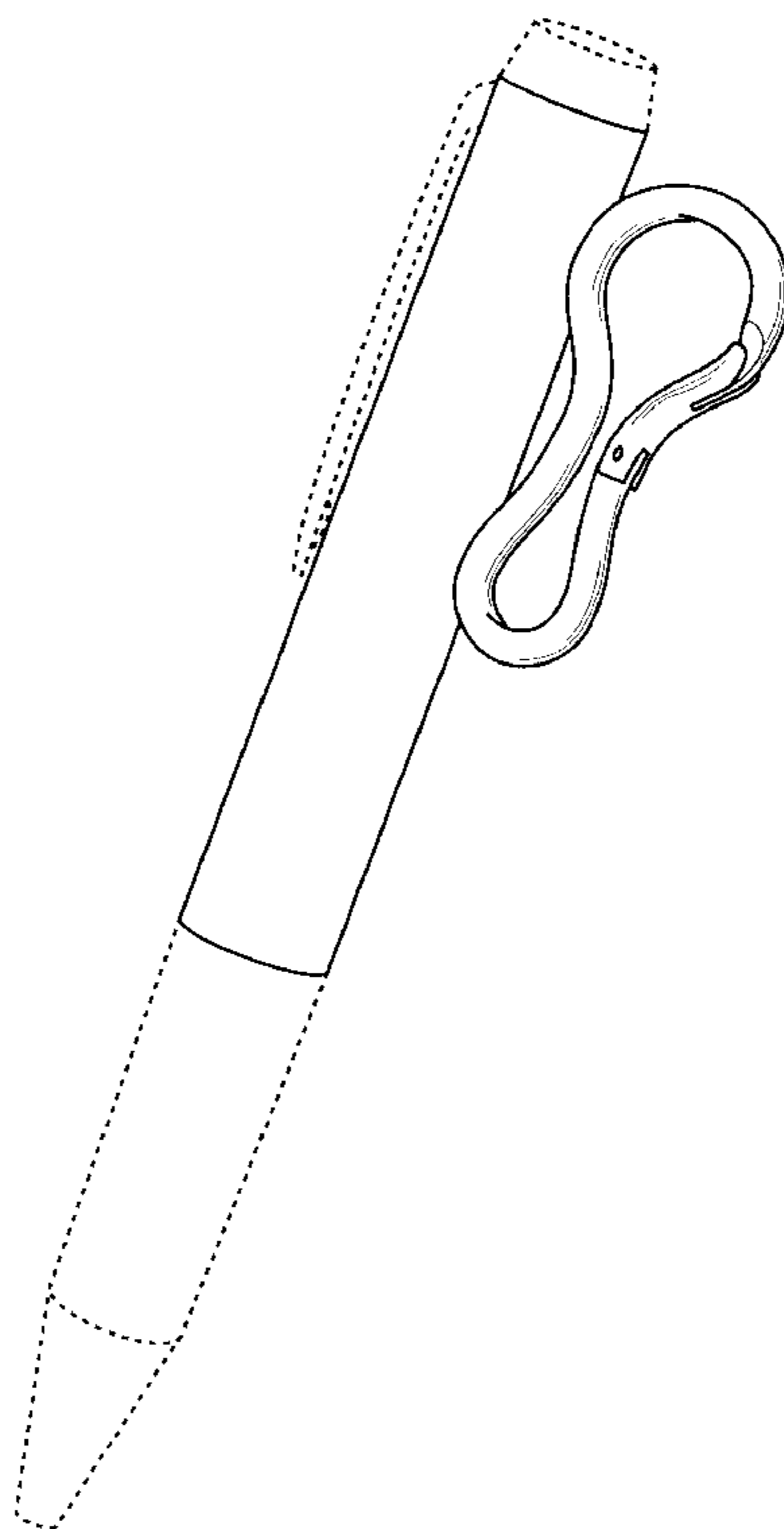
The ornamental design for a writing implement with carabiner, as shown and described.

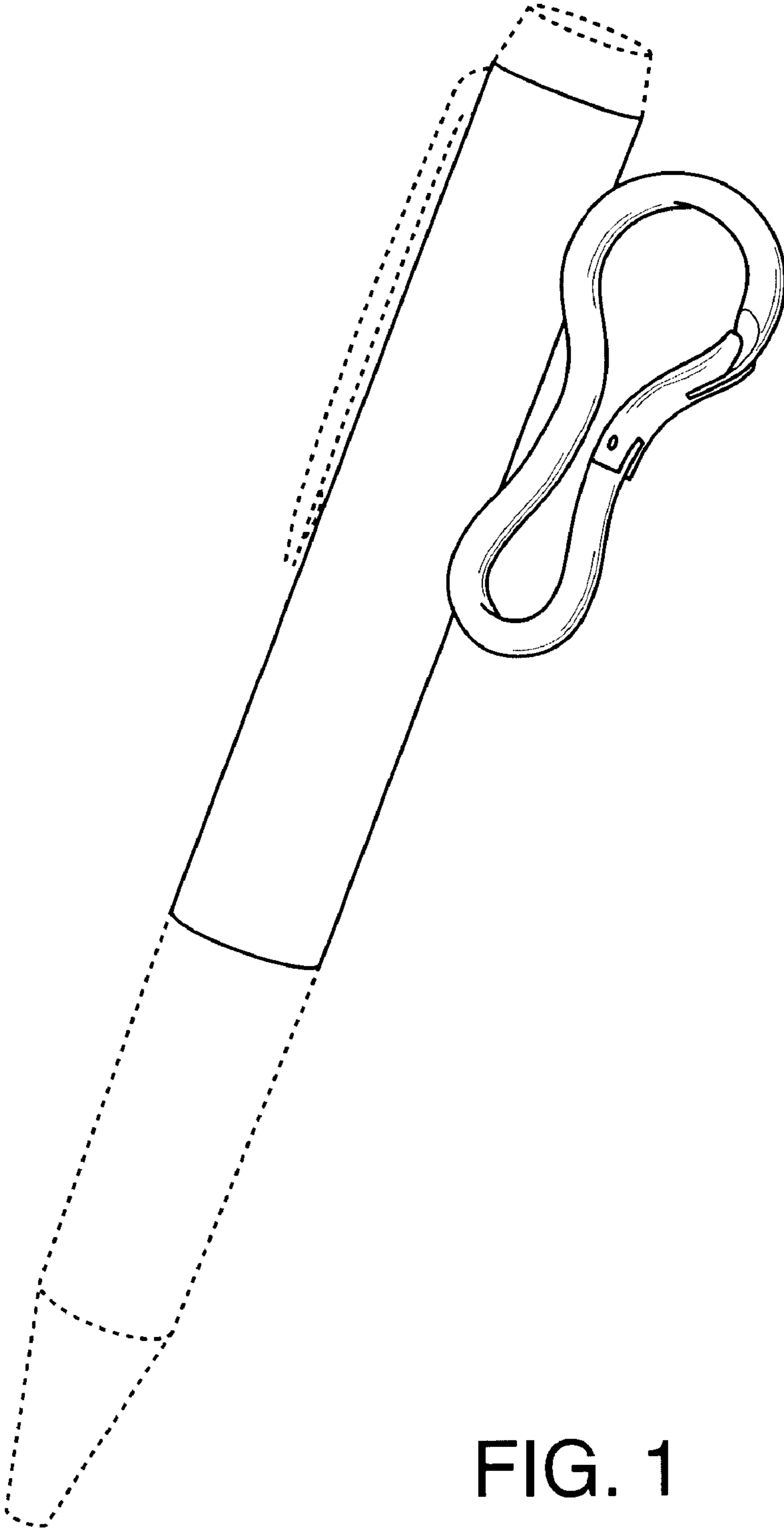
DESCRIPTION

FIG. 1 is a perspective view of the writing implement with carabiner according to my design;
FIG. 2 is a front elevational view thereof;
FIG. 3 is a left side elevational view thereof;
FIG. 4 is a right side elevational view thereof;
FIG. 5 is a top plan view thereof;
FIG. 6 is a bottom plan view thereof; and,
FIG. 7 is a perspective view of a second embodiment of my design of FIG. 1.

The broken lines shown on the drawings are for illustrative purposes only and form no part of the claimed design.

1 Claim, 3 Drawing Sheets








FIG. 2

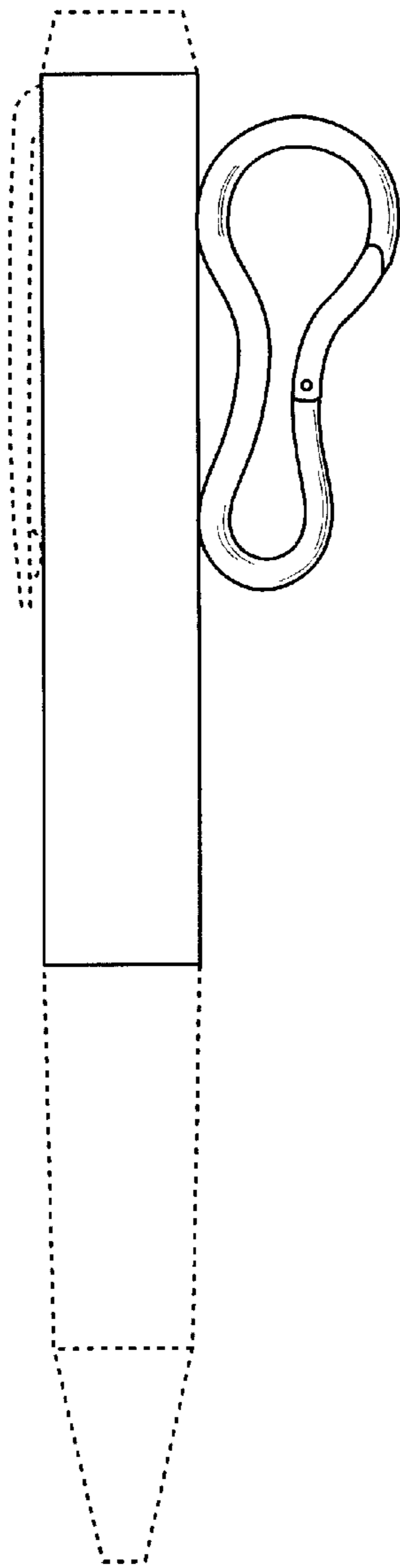


FIG. 3

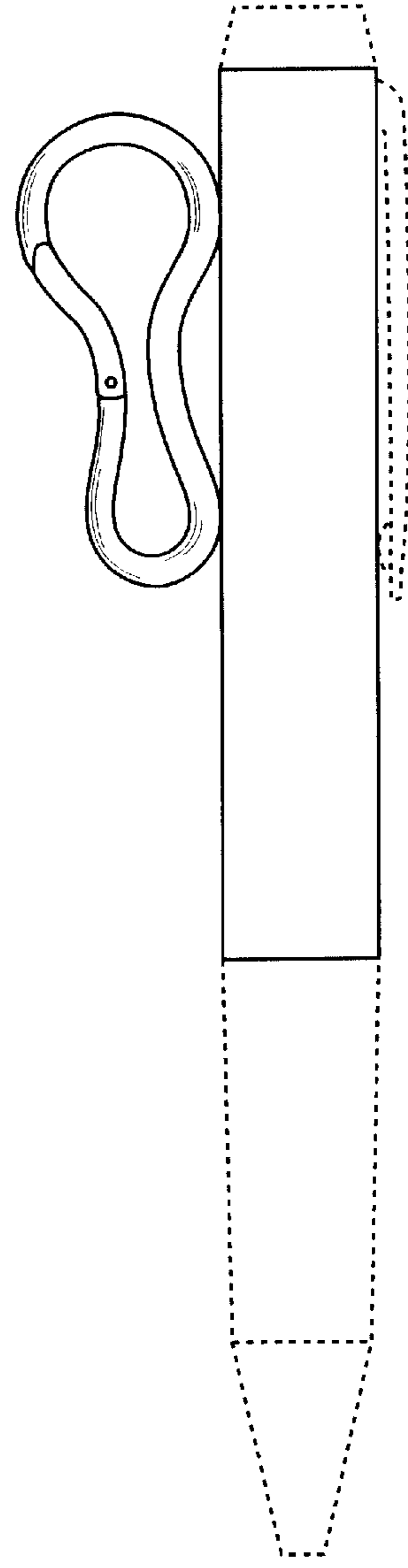


FIG. 4

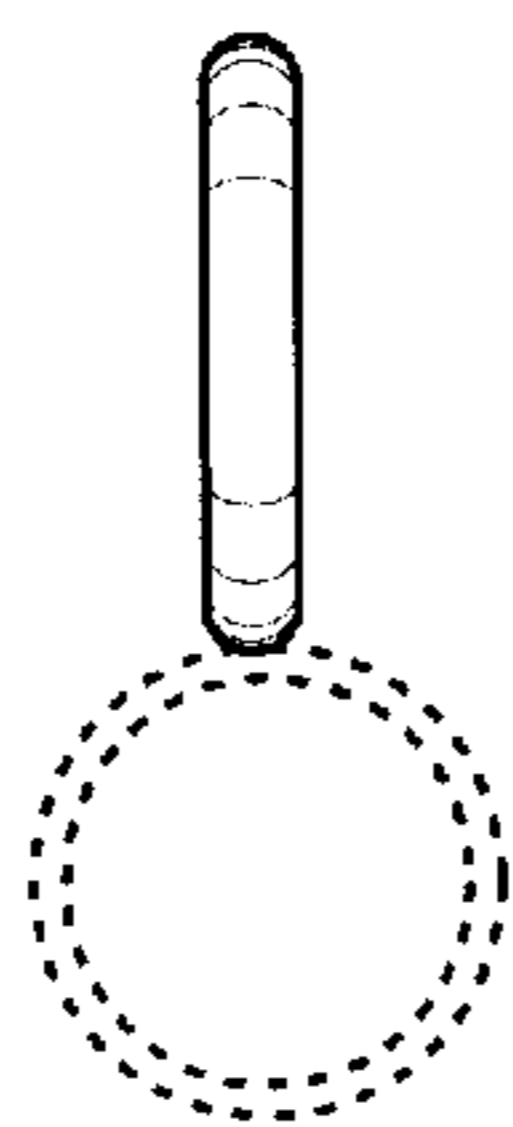


FIG. 5

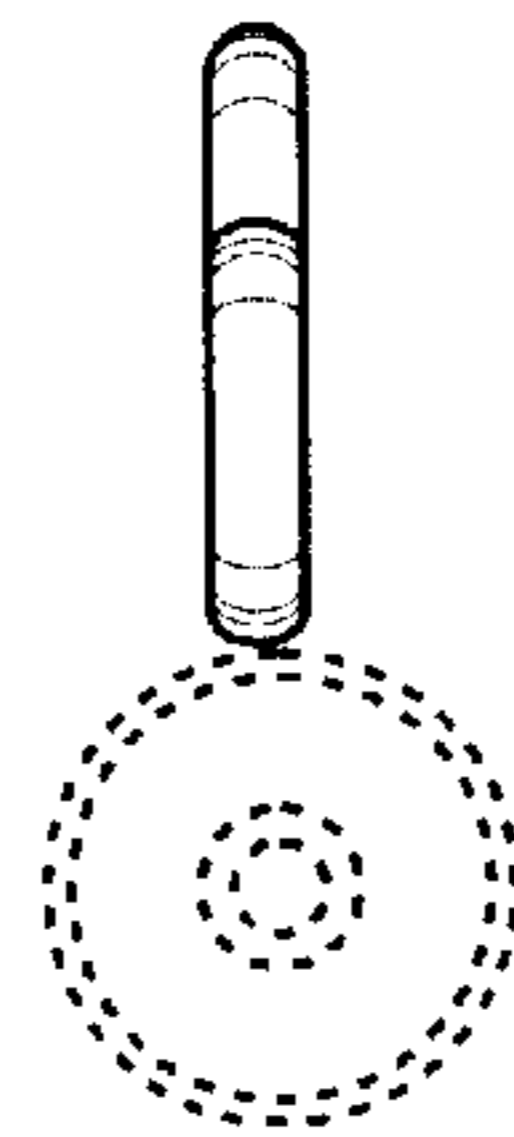


FIG. 6

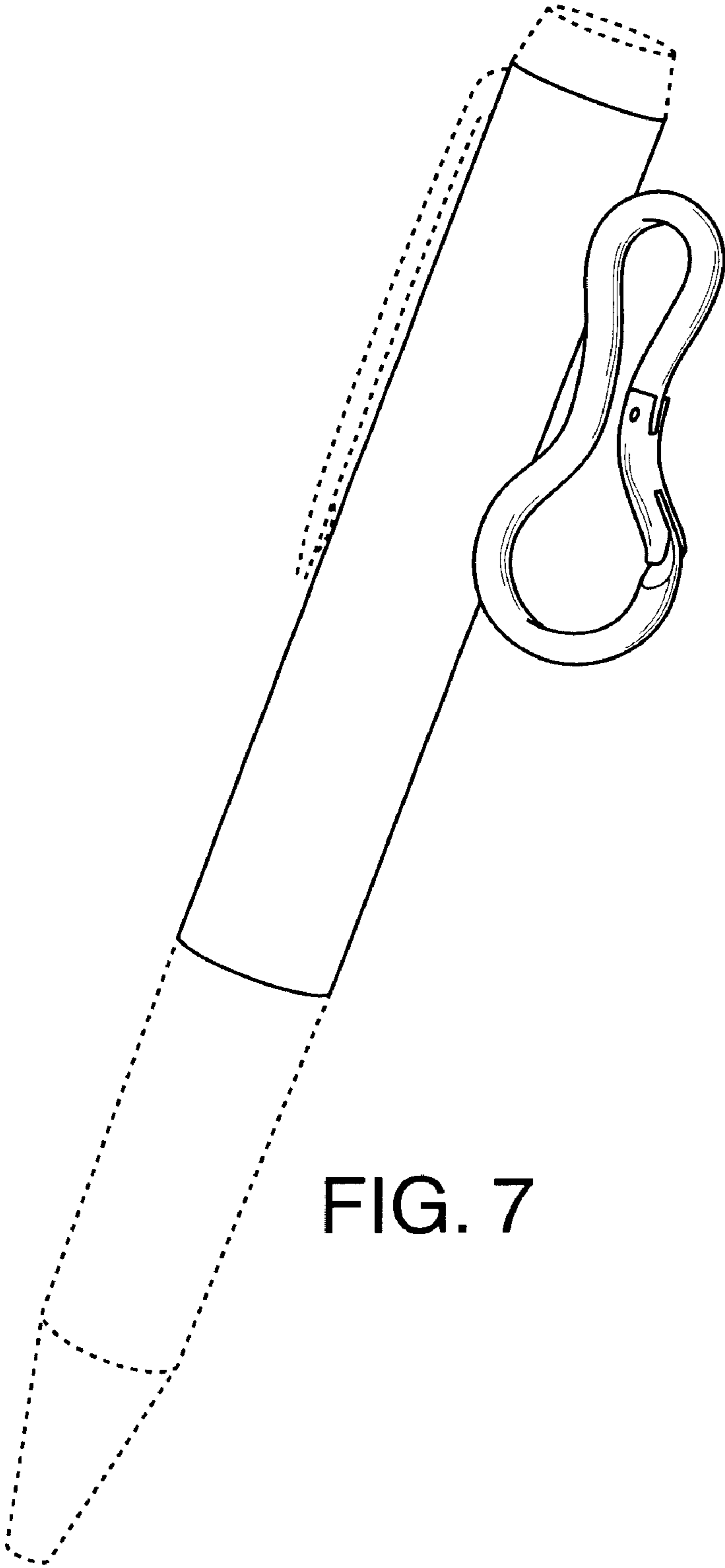


FIG. 7