

US00D503406S

(12) **United States Design Patent** (10) **Patent No.:** **US D503,406 S**
Peter et al. (45) **Date of Patent:** **** Mar. 29, 2005**

(54) **IDEOGRAM FOR CONFIGURATION STORAGE IN MEMORY FUNCTIONS OF A MICROSCOPE SYSTEM ON A PORTION OF A DISPLAY PANEL OR MICROSCOPE DISPLAY**

(75) Inventors: **Katja Peter**, Wetzlar (DE); **Frank Toennissen**, Bottrop (DE); **Christian Knoll**, Stuttgart (DE); **Dietmar Kempf**, Schoenaich (DE); **Hendrik Kuijs**, Rosenfeld (DE)

(73) Assignees: **Fraunhofer Gesellschaft zur Foerderung der angewandten Forschung e.V.**, Munich (DE); **Leica Microsystems Wetzlar GmbH**, Wetzlar (DE)

(**) Term: **14 Years**

(21) Appl. No.: **29/186,069**

(22) Filed: **Jul. 9, 2003**

(30) **Foreign Application Priority Data**

Jan. 10, 2003 (DE) 4 03 00 051

(51) **LOC (7) Cl.** **14-02**

(52) **U.S. Cl.** **D14/489**

(58) **Field of Search** D14/24-33; D18/24-33; D19/6; D20/11; D21/324-33; 345/700-26, 764-866

(56) **References Cited**

U.S. PATENT DOCUMENTS

D295,876 S	*	5/1988	Wells-Papanek et al. ..	D14/489
D341,848 S	*	11/1993	Bigelow et al.	D18/27
D398,598 S	*	9/1998	Culp et al.	D14/489
D471,205 S	*	3/2003	Lane	D14/489
D473,566 S	*	4/2003	Platz et al.	D14/489
D484,142 S	*	12/2003	Bungert	D14/489
D488,818 S	*	4/2004	Lee et al.	D14/489

* cited by examiner

Primary Examiner—M. H. Tung

(74) *Attorney, Agent, or Firm*—Simpson & Simpson, PLLC

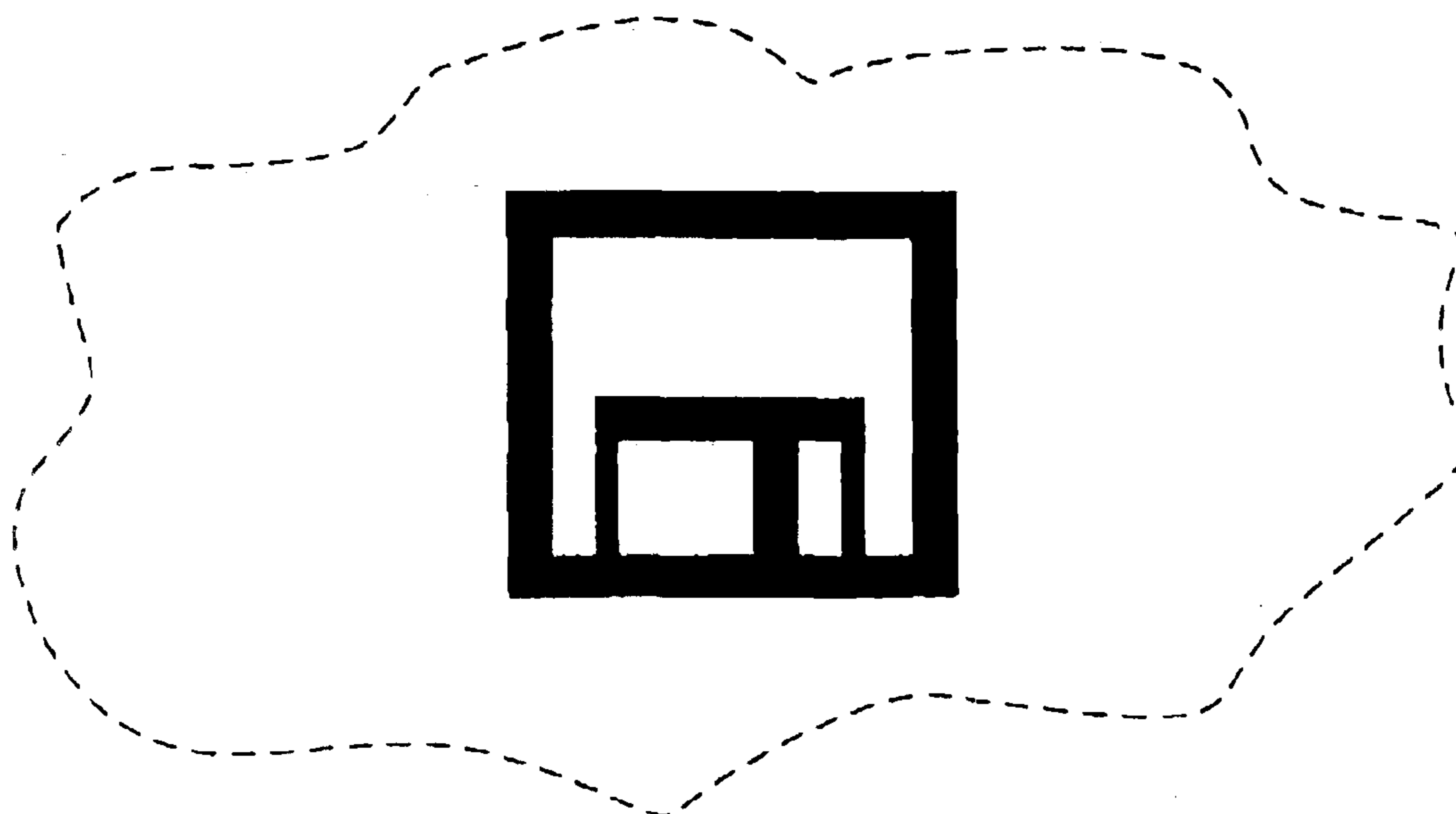
(57) **CLAIM**

The ornamental design for an ideogram for configuration storage in memory functions of a microscope system on a portion of a display panel or microscope display, as shown and described.

DESCRIPTION

FIG. 1 is a front view of a microscope display with an computer icon for configuration storage in memory functions of a microscope system on a portion of a display panel or microscope display showing our new design; and, FIG. 2 is a front view of a second embodiment thereof. The broken line drawing of a portion of a display panel or microscope display is for illustrative purposes only and forms no part of the claimed design.

1 Claim, 1 Drawing Sheet



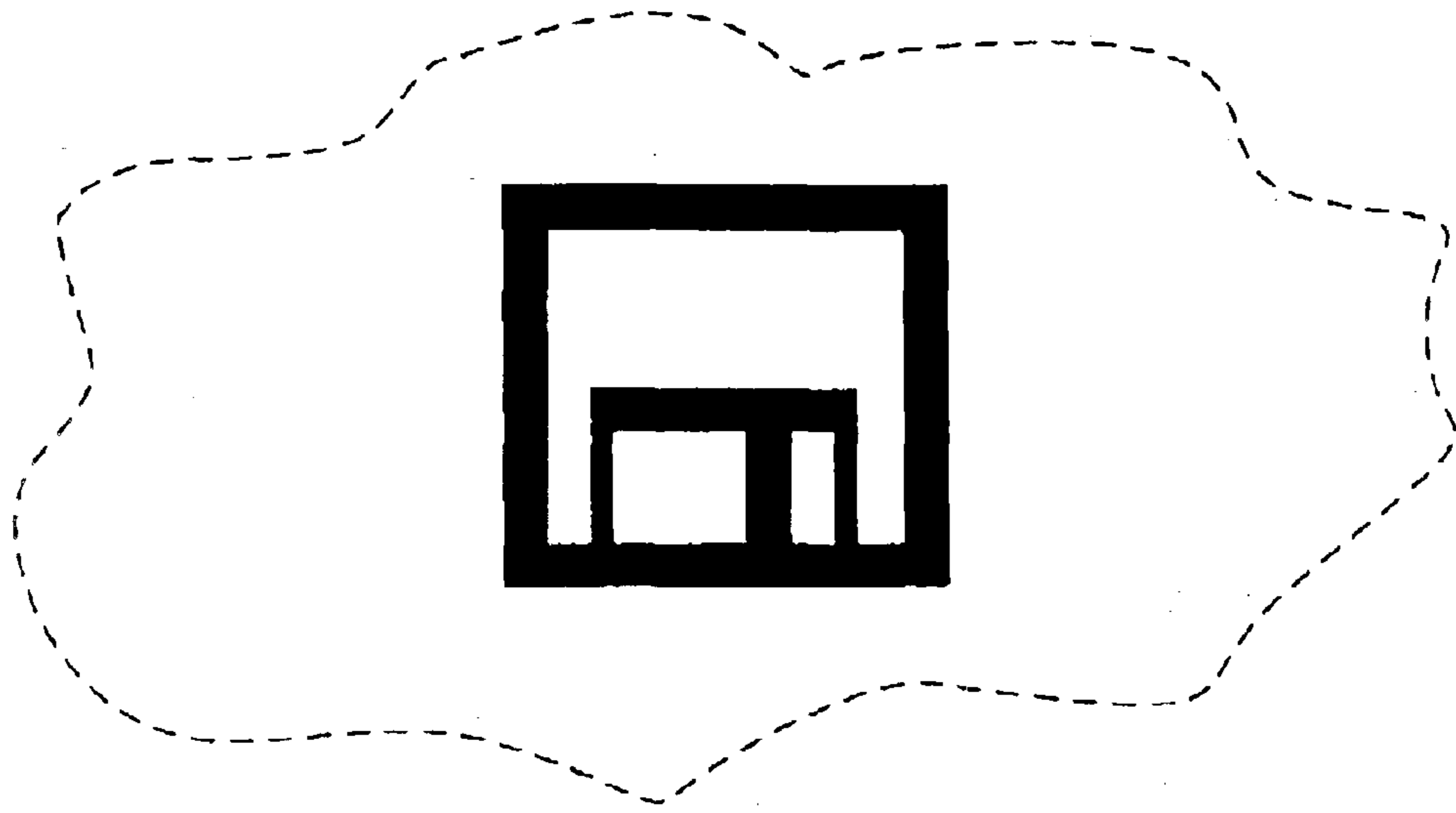


Fig. 1




Fig. 2