

US00D503378S

(12) **United States Design Patent**
Hussaini et al.

(10) **Patent No.:** **US D503,378 S**
(45) **Date of Patent:** **** Mar. 29, 2005**

(54) **BATTERY BOOSTER**

(75) Inventors: **Saied Hussaini**, Miami, FL (US); **Marc Iacovelli**, Miami, FL (US)

(73) Assignee: **Rally Manufacturing, Inc.**, Miami, FL (US)

(**) Term: **14 Years**

(21) Appl. No.: **29/204,535**

(22) Filed: **Apr. 30, 2004**

(51) **LOC (7) Cl.** **13-02**

(52) **U.S. Cl.** **D13/107**

(58) **Field of Search** D13/106-110,
D13/118; D14/188, 251, 253, 265; 320/104-105,
107-116; 439/501, 504

(56) **References Cited**

U.S. PATENT DOCUMENTS

D374,859 S	*	10/1996	Guay et al.	D13/110
D423,451 S	*	4/2000	Heckenast et al.	D13/110
D429,482 S	*	8/2000	Hussaini et al.	D13/107
D432,985 S	*	10/2000	Wan	D13/107
6,215,273 B1	*	4/2001	Shy	320/105
D444,125 S	*	6/2001	Shy	D13/110
RE37,482 E	*	12/2001	Guay et al.	D13/110
6,356,050 B1	*	3/2002	Hussaini	320/105

D464,619 S	*	10/2002	Krieger et al.	D13/110
D464,620 S	*	10/2002	Krieger et al.	D13/110
D466,077 S	*	11/2002	Wang	D13/110
D466,862 S	*	12/2002	Casarella	D13/107
D474,151 S	*	5/2003	James et al.	D13/119

* cited by examiner

Primary Examiner—Alan P. Douglas

Assistant Examiner—Rosemary Tarcza

(74) *Attorney, Agent, or Firm*—Liniak, Berenato & White

(57) **CLAIM**

The ornamental design for a battery booster, as shown and described.

DESCRIPTION

FIG. 1 is front view of the battery booster according to the present invention.

FIG. 2 is a rear view of the battery booster of FIG. 1.

FIG. 3 is a right side view of the battery booster of FIG. 1.

FIG. 4 is a left side view of the battery booster of FIG. 1.

FIG. 5 is a top view of the battery booster of FIG. 1.

FIG. 6 is a bottom view of the battery booster of FIG. 1; and,

FIG. 7 is a perspective view of the battery booster of FIG. 1.

The dashed lines represent environmental elements only and form no part of the claimed design.

1 Claim, 6 Drawing Sheets

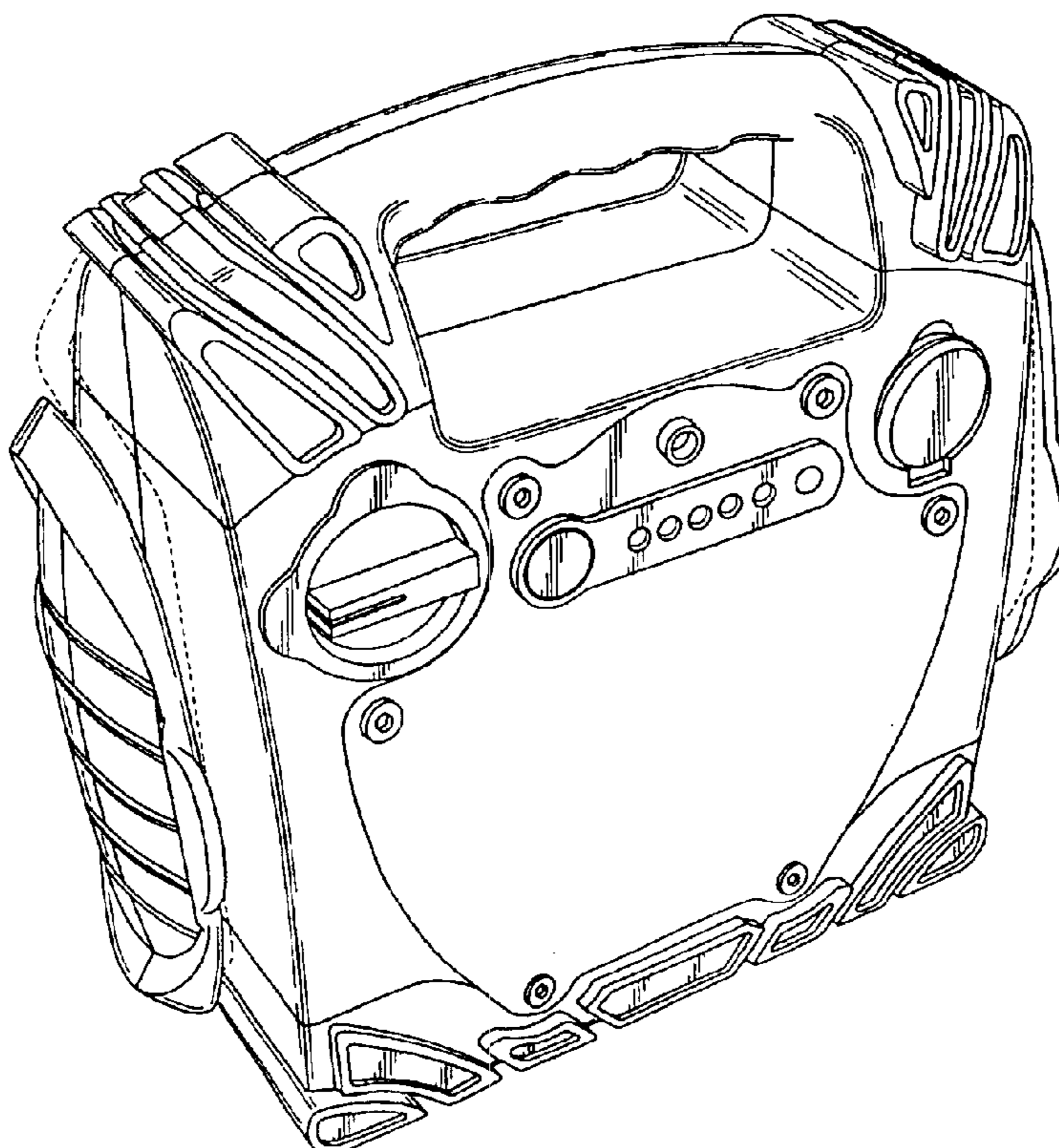


Fig. 1




Fig. 2

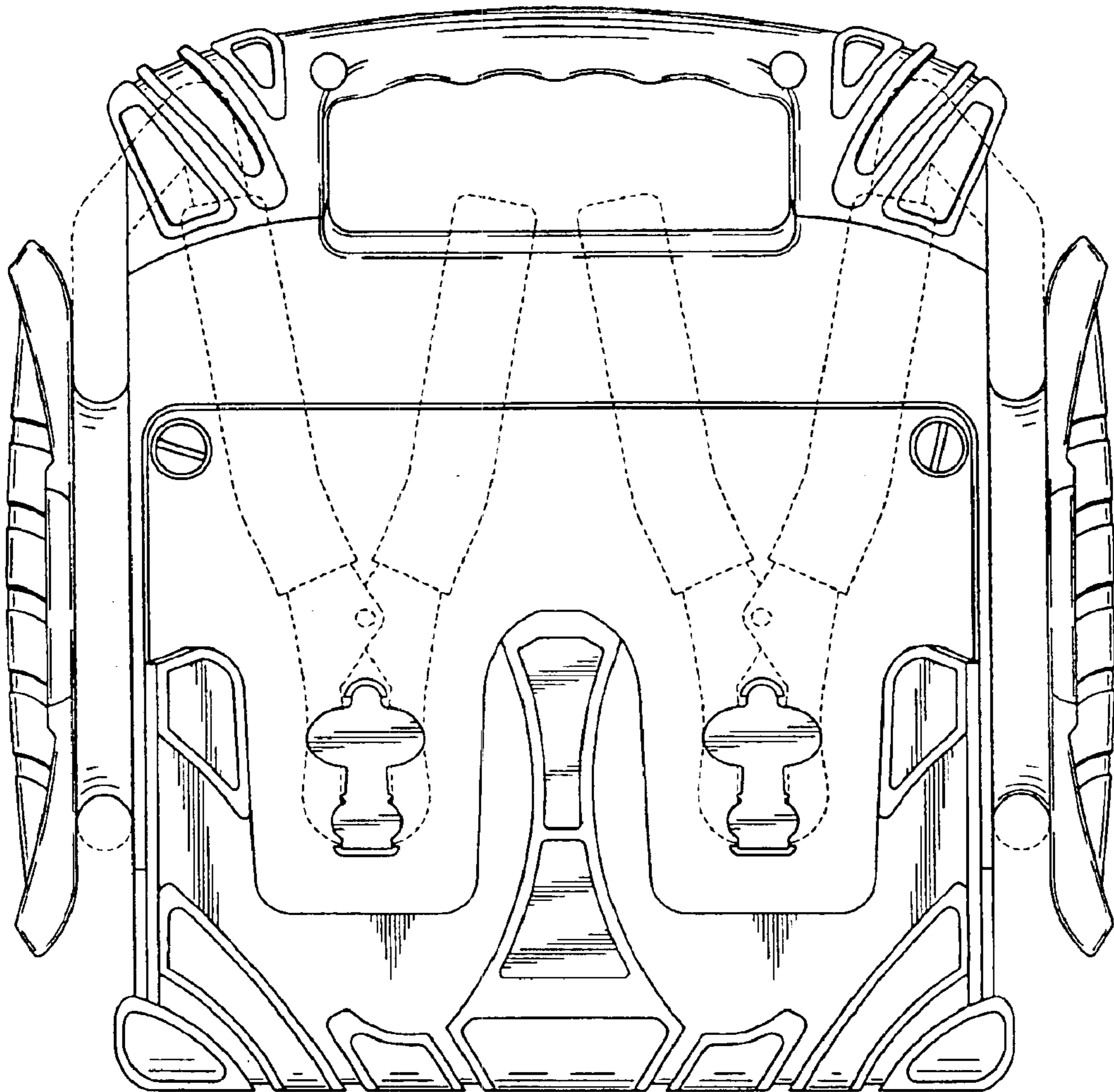


Fig. 3

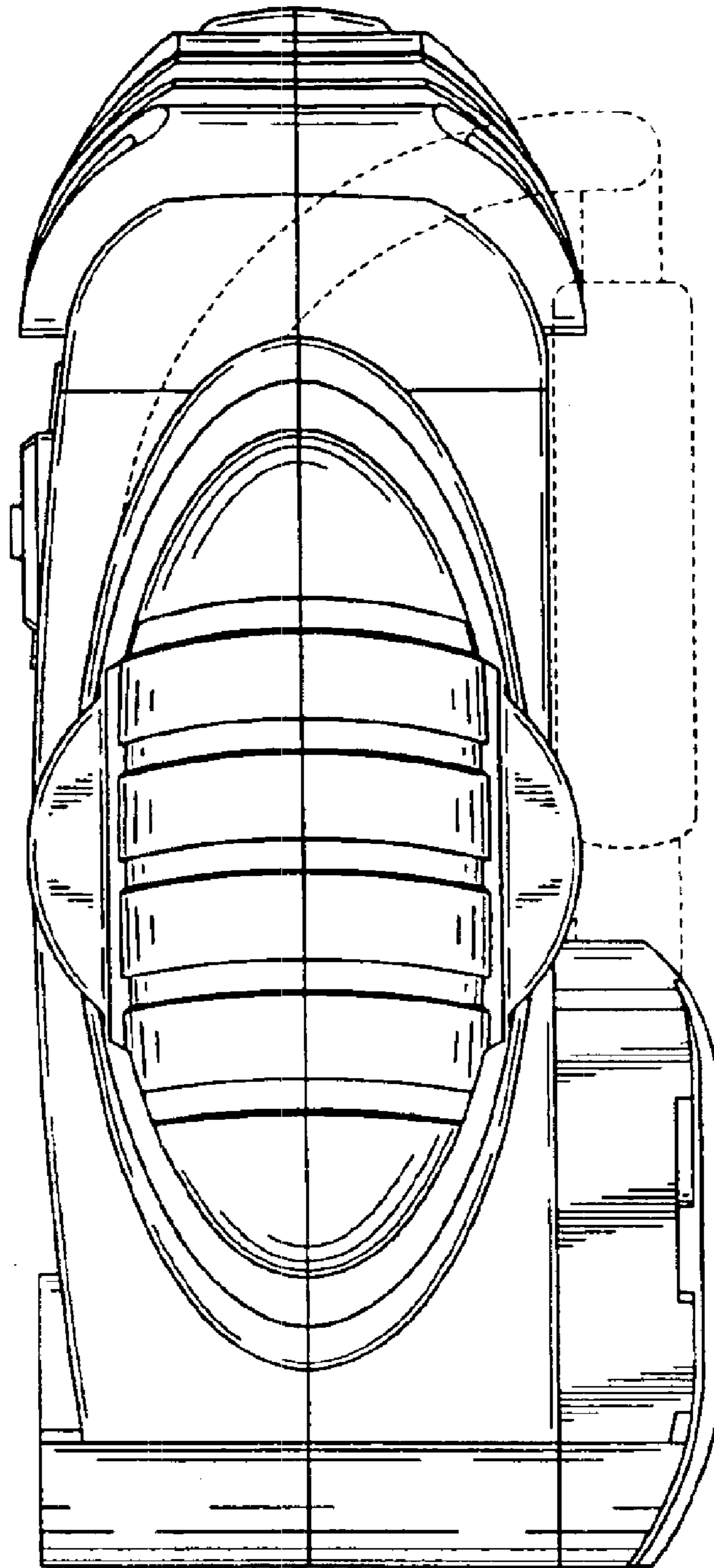


Fig. 4

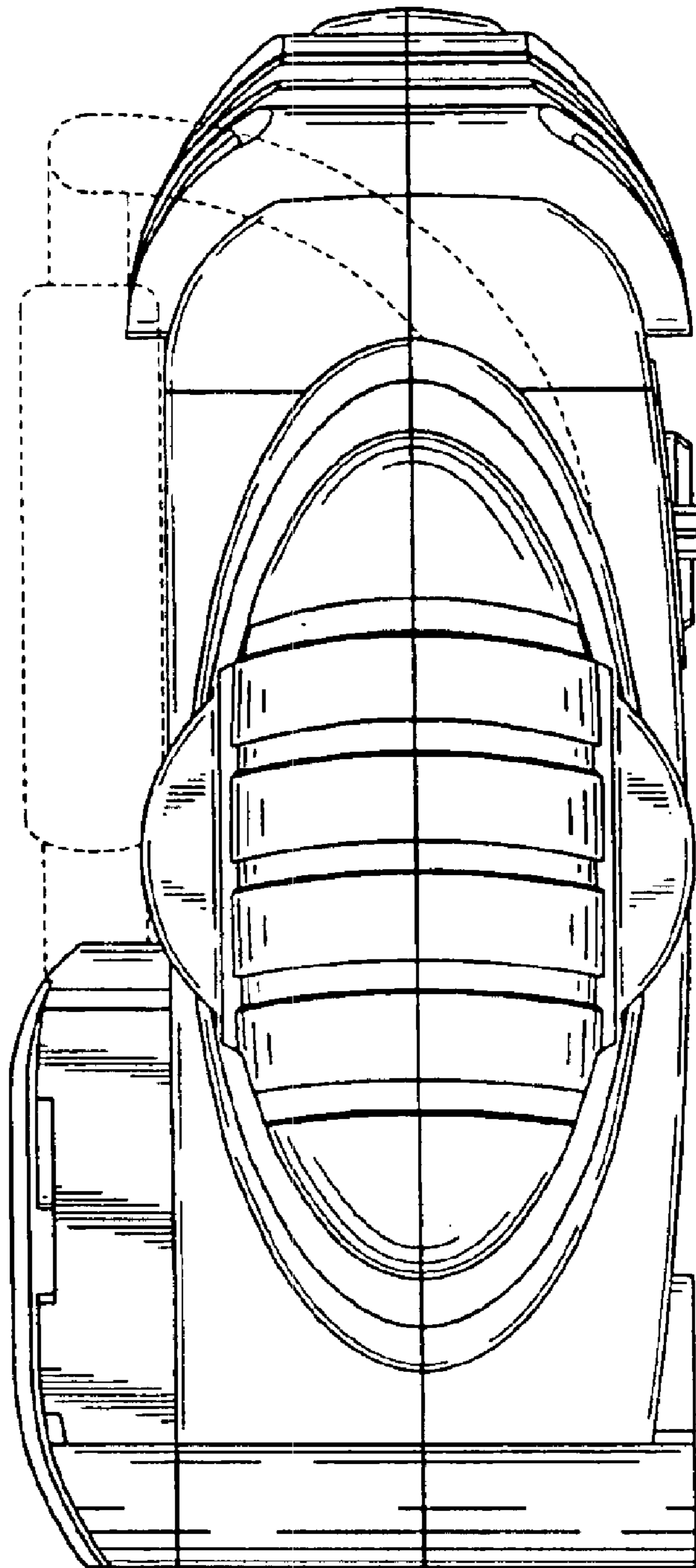


Fig. 5

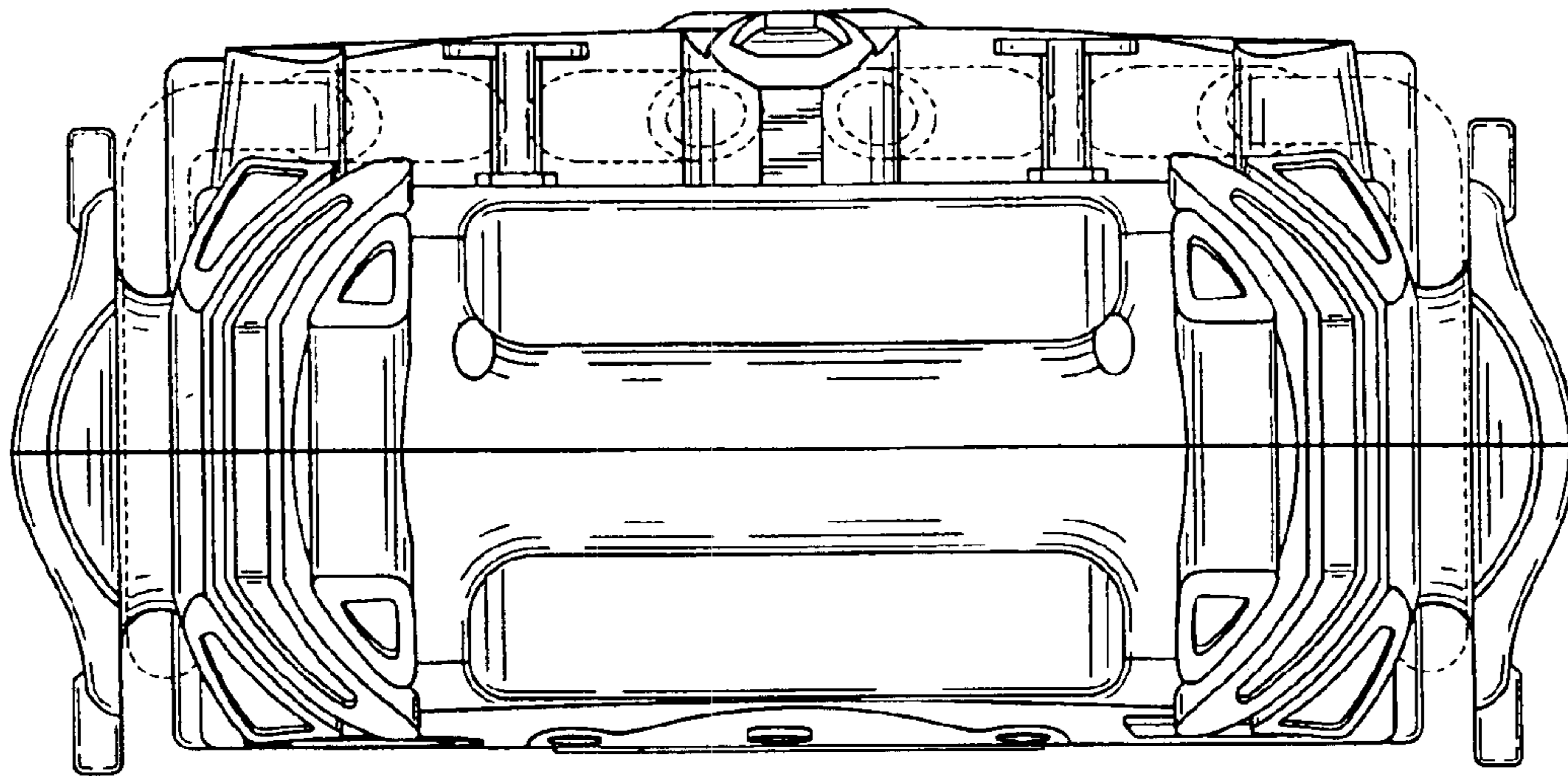


Fig. 6

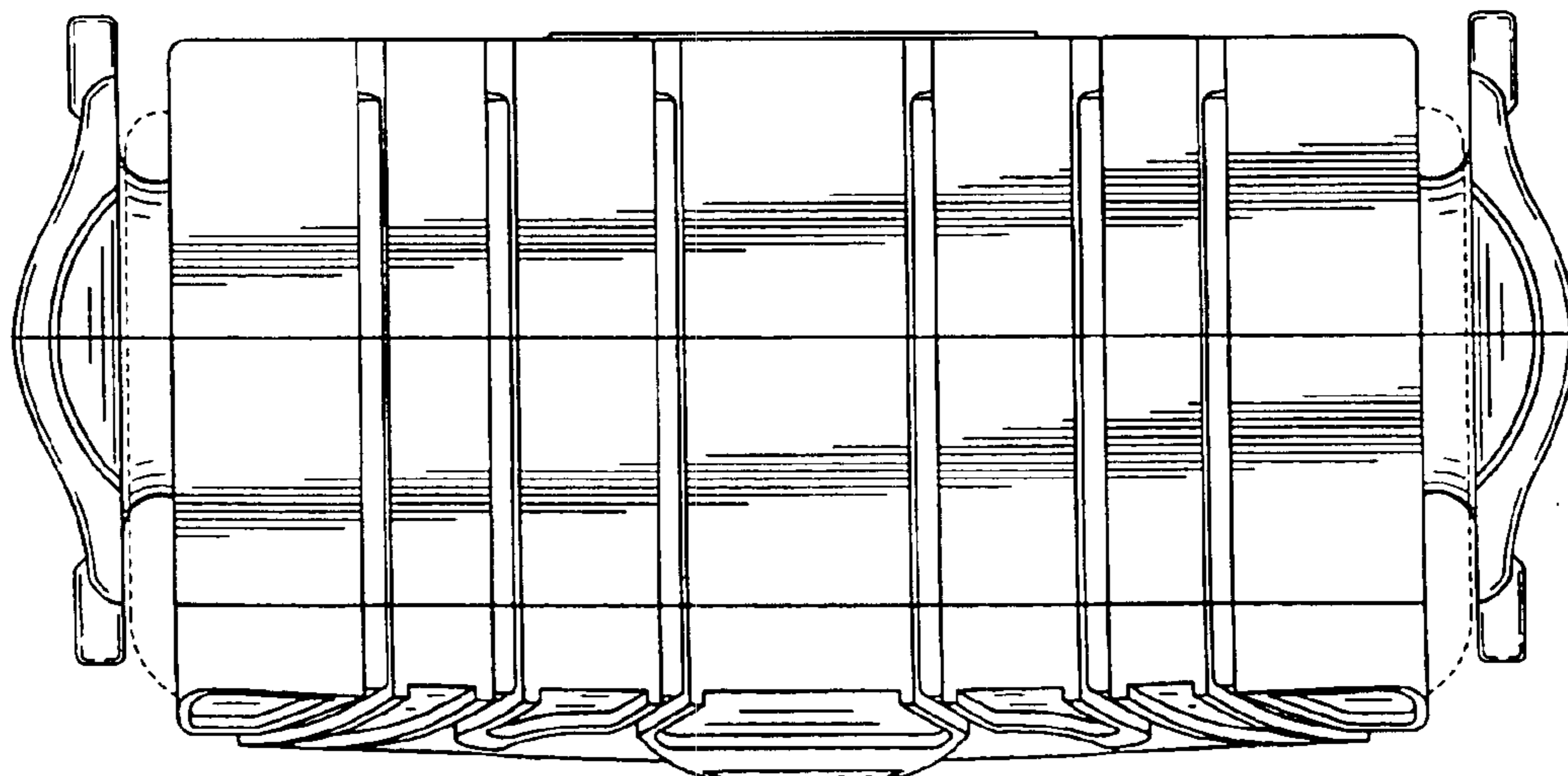


Fig. 7

