



US00D503377S

(12) **United States Design Patent** (10) **Patent No.:** **US D503,377 S**
Krieger et al. (45) **Date of Patent:** **** Mar. 29, 2005**

(54) **BATTERY CHARGER**

(75) Inventors: **Michael Krieger**, Miami Beach, FL (US); **Kevin Ellsworth**, Hollywood, FL (US)

(73) Assignee: **Vector Products, Inc.**, Ft. Lauderdale, FL (US)

(**) Term: **14 Years**

(21) Appl. No.: **29/202,031**

(22) Filed: **Mar. 25, 2004**

Related U.S. Application Data

(62) Division of application No. 29/183,222, filed on Jun. 10, 2003, now Pat. No. Des. 494,925.

(51) **LOC (7) Cl.** **13-02**

(52) **U.S. Cl.** **D13/107**

(58) **Field of Search** D13/106–110, D13/118; D14/188, 251, 253, 265; 320/104–105, 107–116; 439/501, 504

(56) **References Cited**

U.S. PATENT DOCUMENTS

4,990,144 A	2/1991	Blott	604/304
D330,187 S	* 10/1992	Shimoo et al.	D13/107
D377,335 S	* 1/1997	Katooka et al.	D13/110
D393,446 S	4/1998	Bellofatto et al.	D13/106
D403,661 S	* 1/1999	Mariani	D13/106
D407,065 S	* 3/1999	Chang	D13/110
5,955,866 A	* 9/1999	Peng	320/105
D423,451 S	* 4/2000	Heckenast et al.	D13/110
D429,482 S	* 8/2000	Hussaini et al.	D13/107
D432,985 S	* 10/2000	Wan	D13/107
6,201,370 B1	* 3/2001	Reller et al.	320/107
6,215,273 B1	* 4/2001	Shy	320/105
D444,122 S	6/2001	Krieger et al.	D13/107
D444,125 S	6/2001	Shy	D13/110
D446,500 S	8/2001	Krieger et al.	D13/110

D452,474 S	* 12/2001	Casarella	D13/107
D469,401 S	1/2003	Griffey et al.	D13/110
D474,151 S	5/2003	James et al.	D13/110 X
D483,326 S	12/2003	Krieger et al.	
2001/0043052 A1	11/2001	Griffey et al.	320/114
2003/0149496 A1	8/2003	Johnson	700/91

OTHER PUBLICATIONS

U.S. Appl. No. 29/182,824 filed Jun. 3, 2003, Krieger et al., now allowed.

U.S. design application, a division of U.S. Appl. No. 29/182,824 filed Mar. 25, 2004, application serial number not yet assigned, Krieger et al.

U.S. Appl. No. 29/186,592 filed Jul. 21, 2003, Krieger et al.

U.S. Appl. No. 29/186,130 filed Jul. 10, 2003, Krieger et al.

(Continued)

Primary Examiner—Alan P. Douglas

Assistant Examiner—Rosemary Tarcza

(74) *Attorney, Agent, or Firm*—Venable LLP; Robert Kinberg

(57) **CLAIM**

The ornamental design for a battery charger, as shown and described.

DESCRIPTION

FIG. 1 is a perspective view from the front-top-right side of the battery charger showing our new design;

FIG. 2 is a front view of the design shown in FIG. 1;

FIG. 3 is a rear view of the design shown in FIG. 1;

FIG. 4 is a left side view of the design shown in FIG. 1;

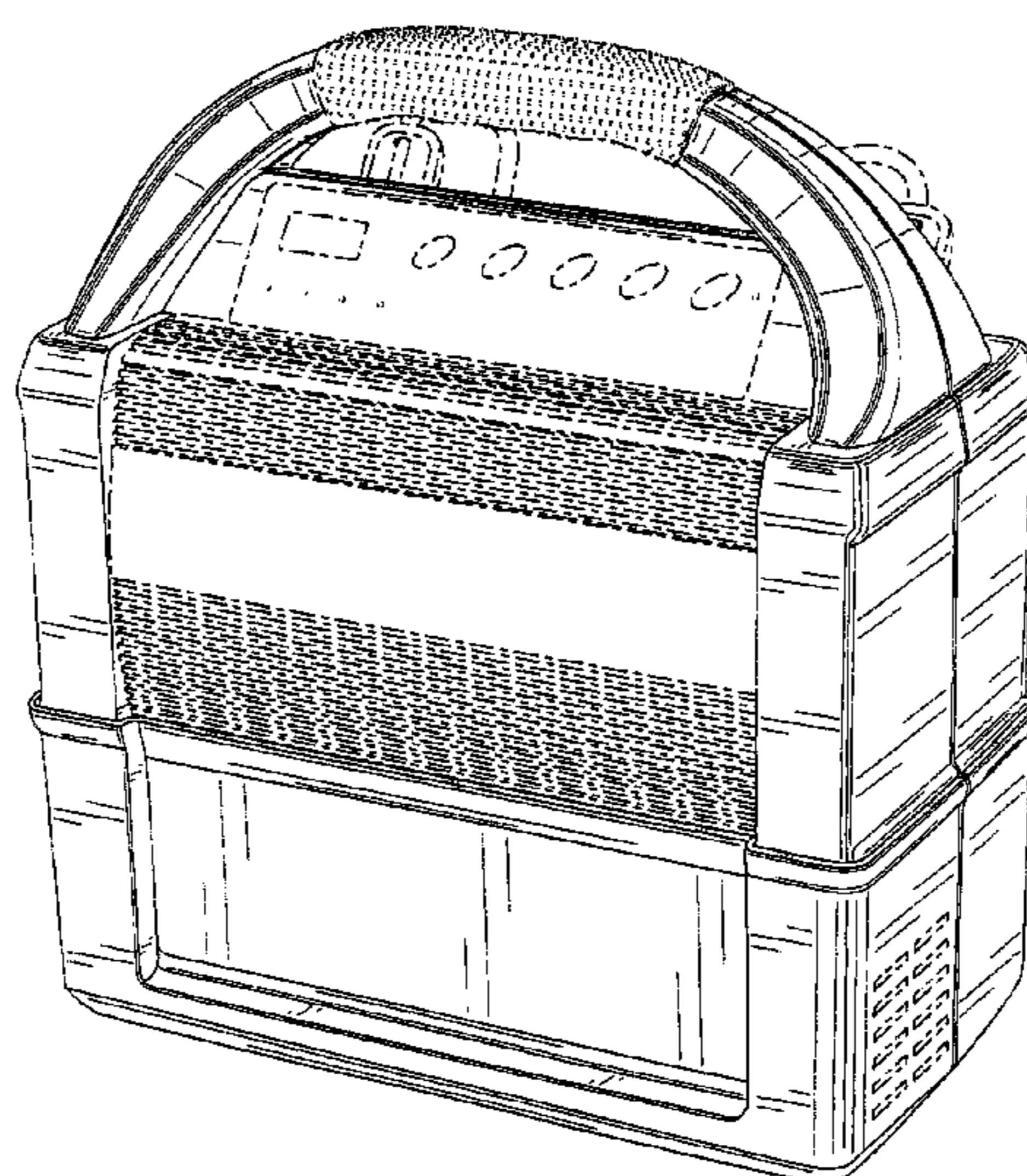
FIG. 5 is a right side view of the design shown in FIG. 1;

FIG. 6 is a top view of the design shown in FIG. 1; and,

FIG. 7 is a bottom view of the design shown in FIG. 1.

The broken lines immediately adjacent the shaded areas represent the bounds of the claimed design while all other broken lines are for illustrative purposes only; the broken lines form no part of the claimed design.

1 Claim, 7 Drawing Sheets



OTHER PUBLICATIONS

U.S. Appl. No. 29/183,223 filed Jun. 10, 2003, Krieger et al., now allowed.

U.S. design application, a division of U.S. Appl. No. 29/183,223 filed Mar. 25, 2004, application serial number not yet assigned, Krieger et al.

U.S. Appl. No. 29/180,674 filed Apr. 30, 2003, now allowed, Krieger et al.

U.S. design application, a division of U.S. Appl. No. 29/180,674 filed Mar. 25, 2004, application serial number not yet assigned, Krieger et al.

* cited by examiner

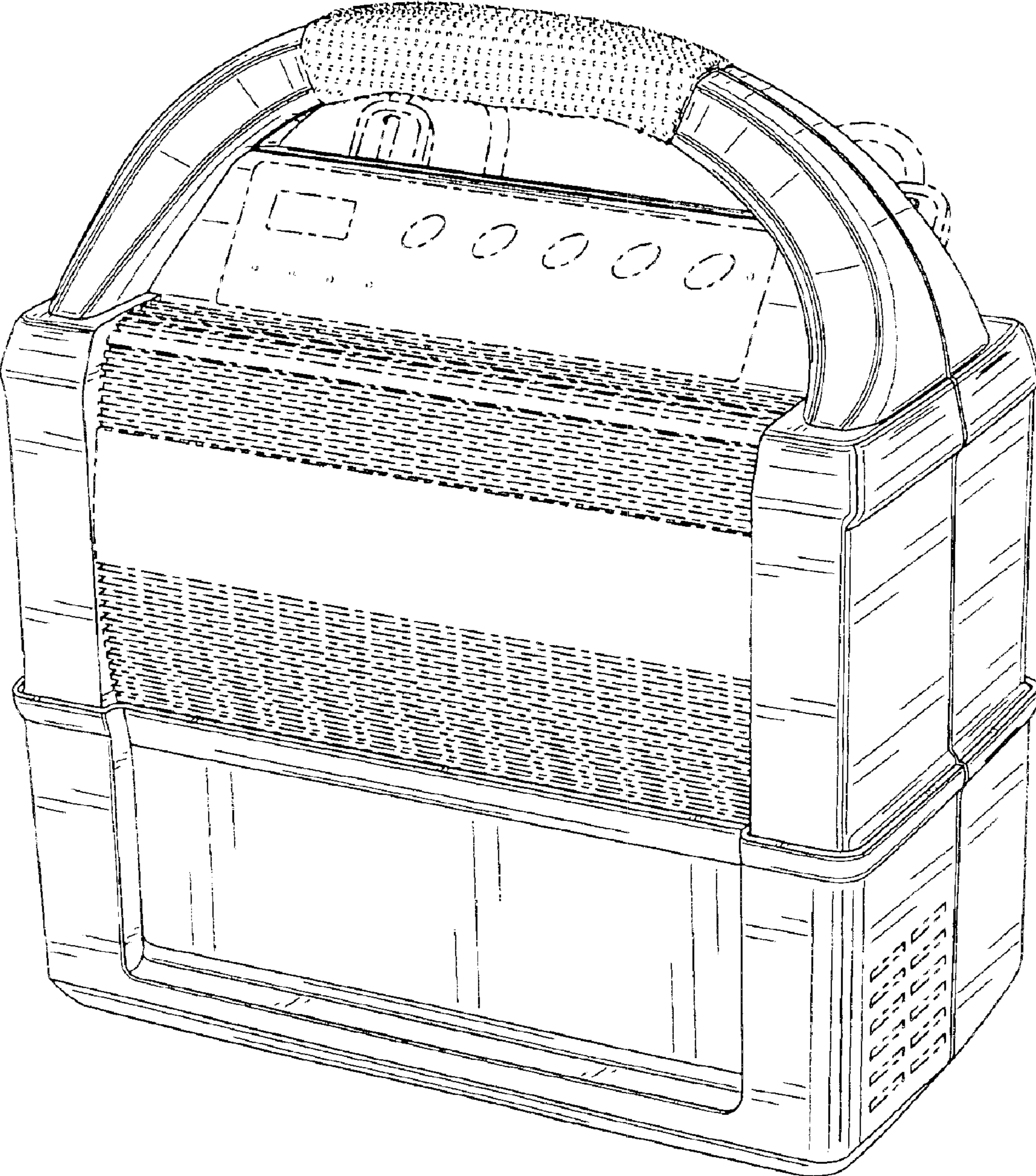


FIG. 1

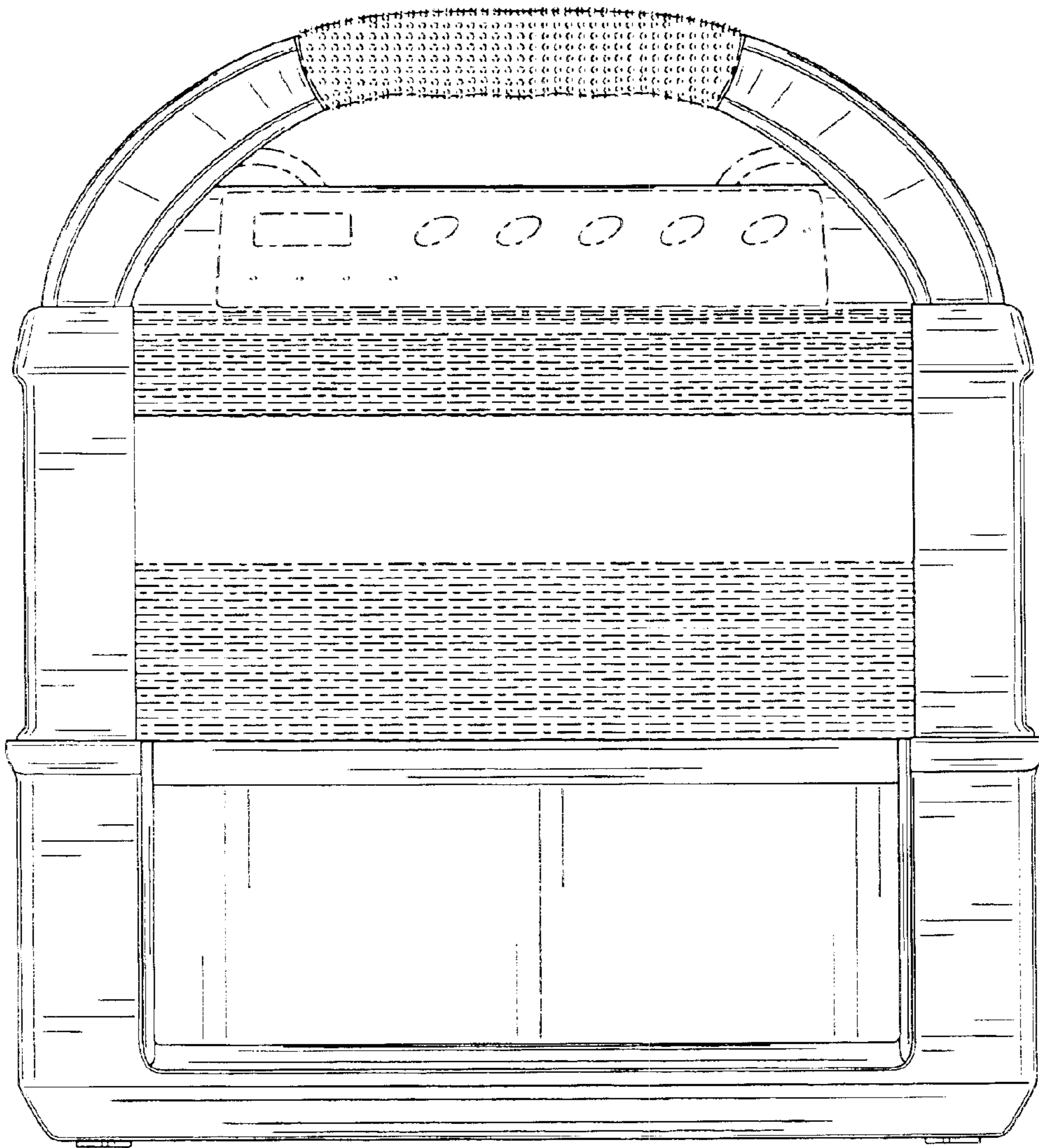


FIG. 2

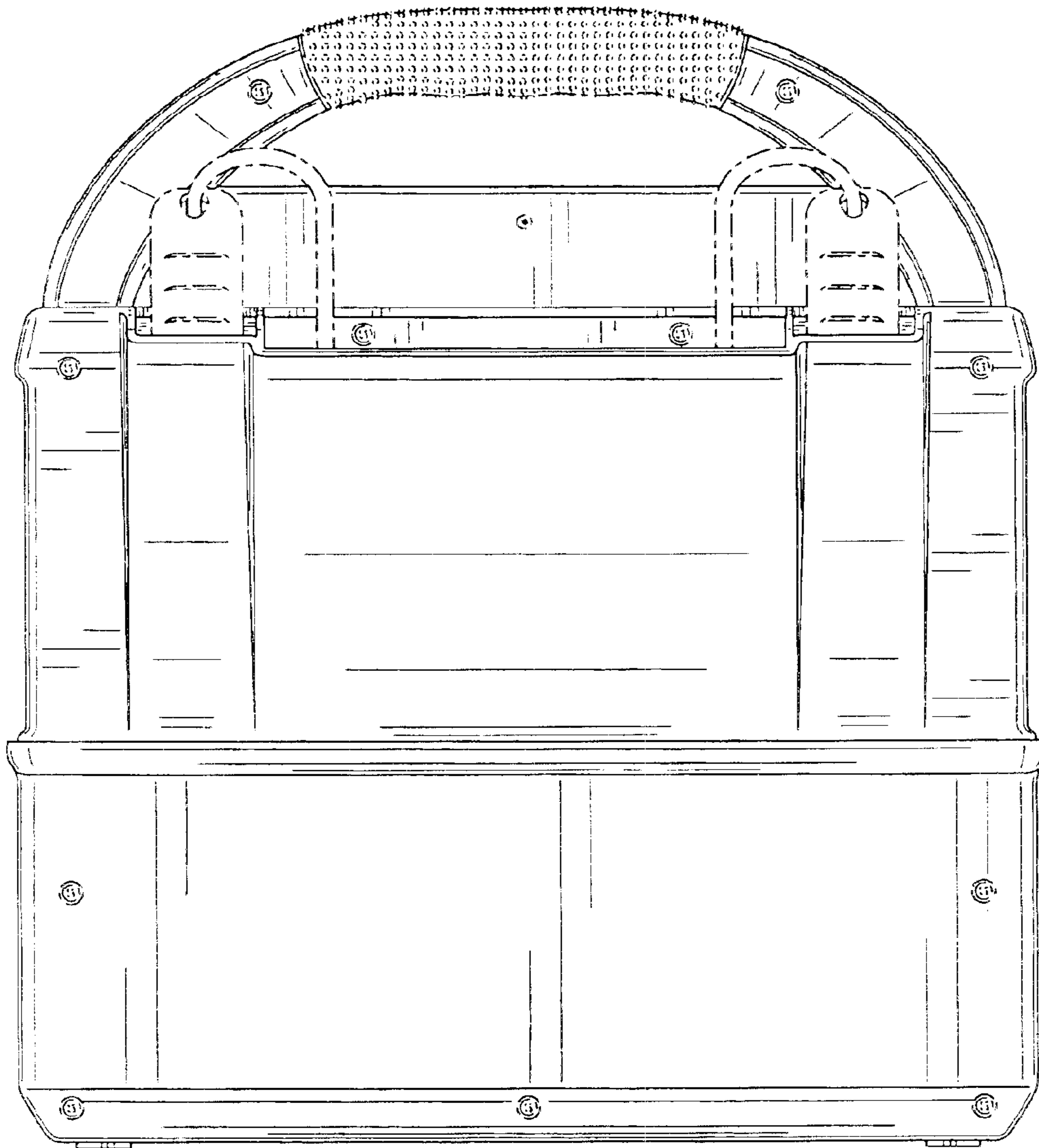


FIG. 3

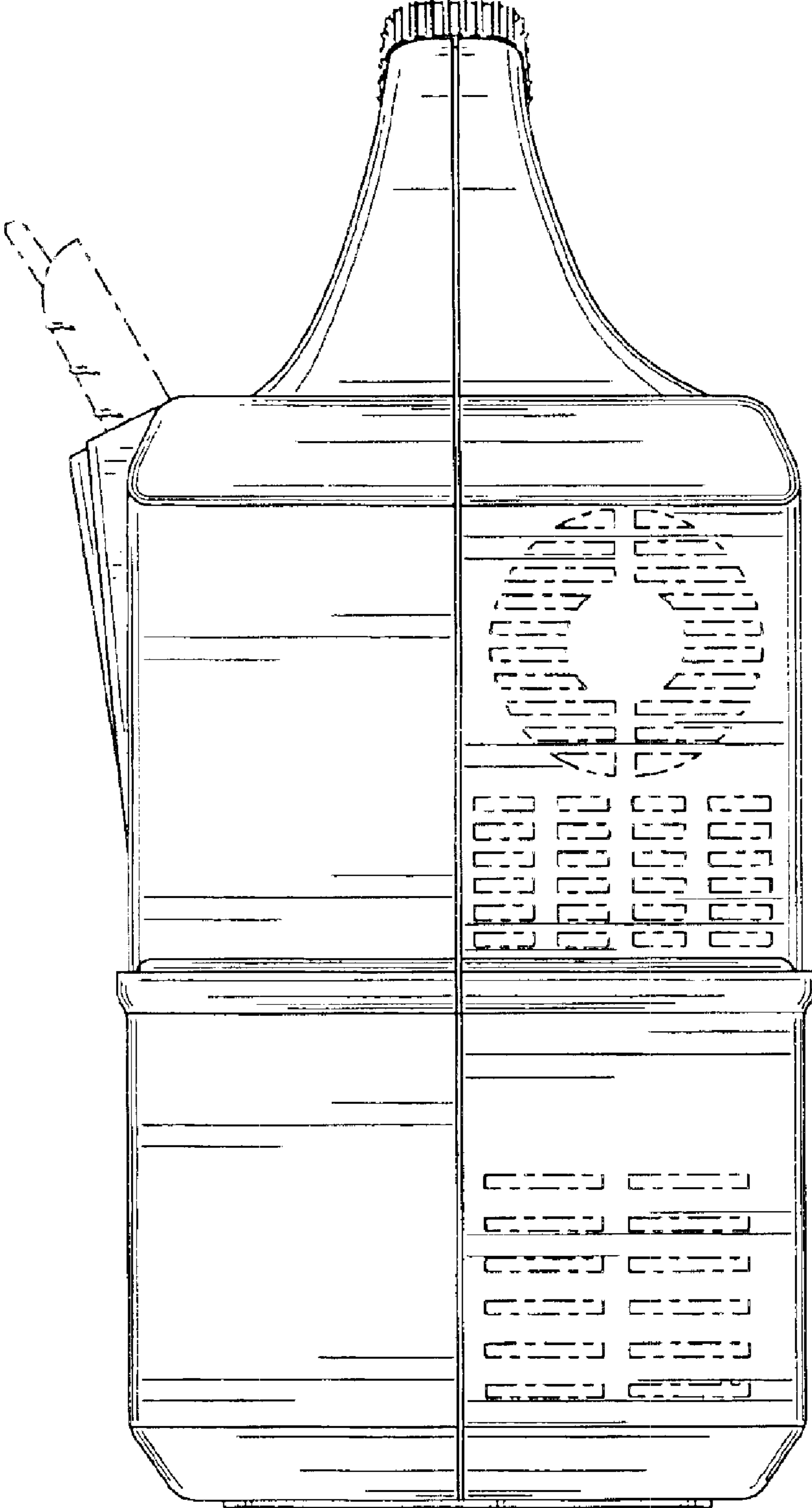


FIG. 4

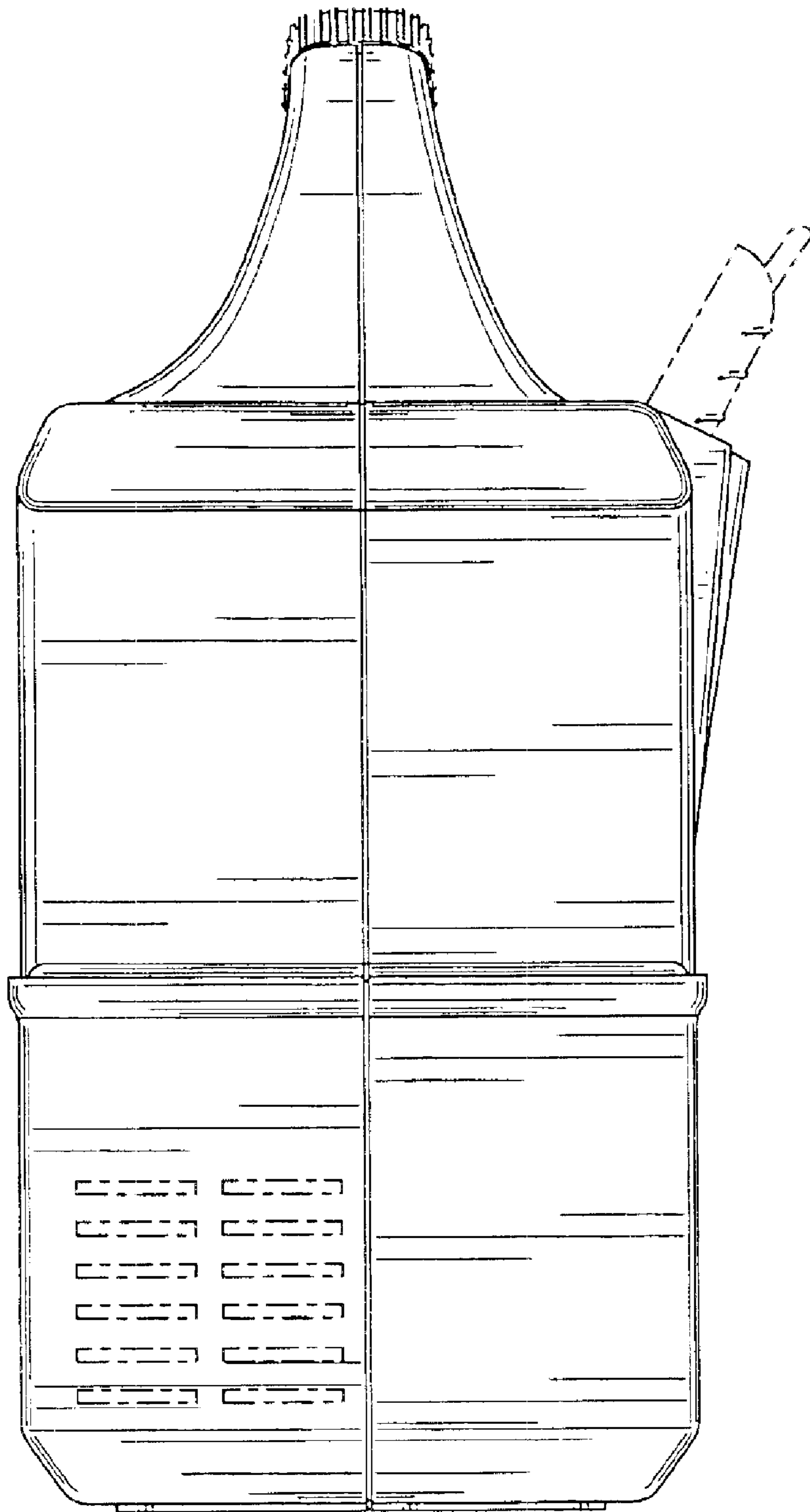


FIG. 5

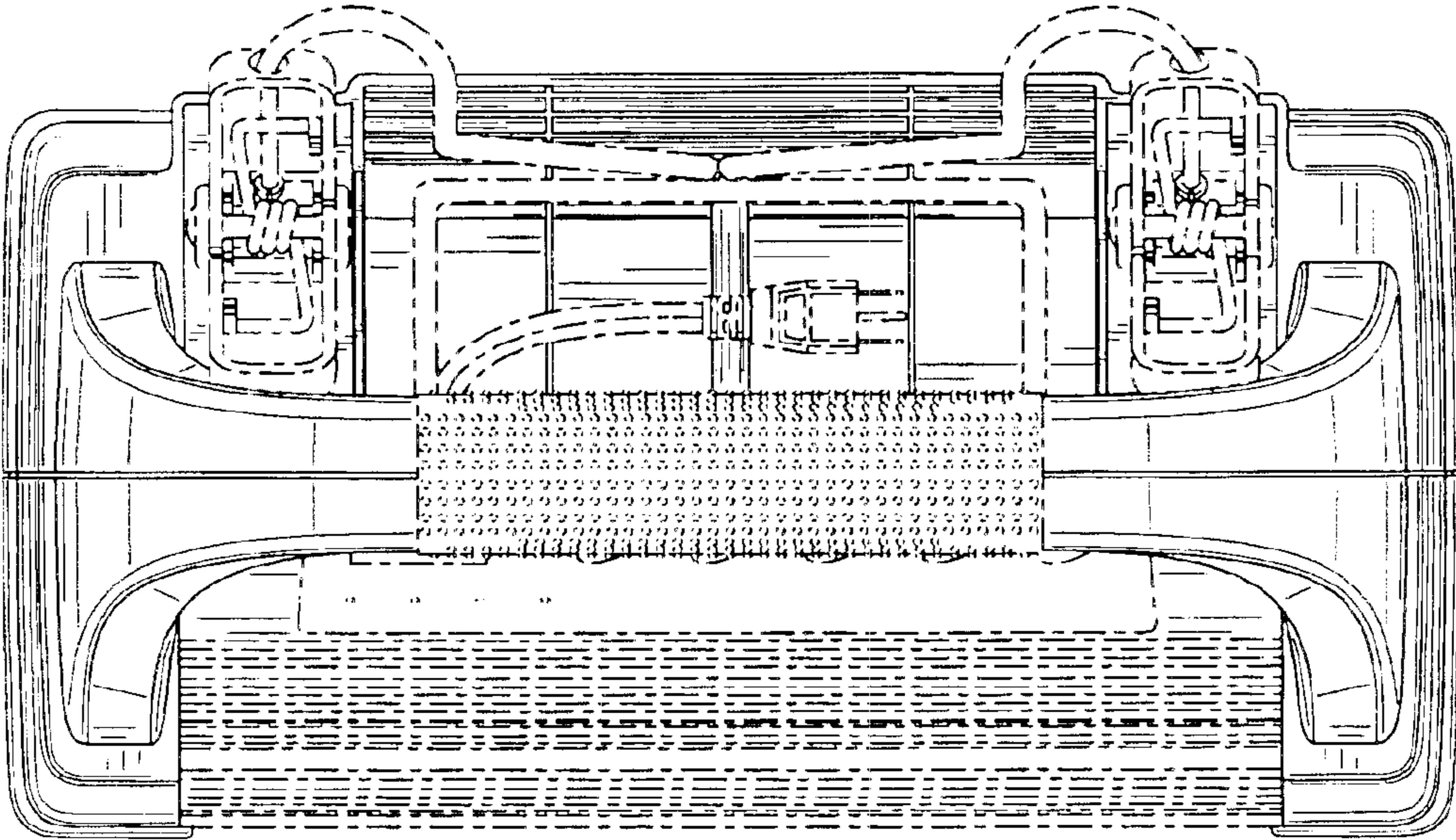


FIG. 6




FIG. 7