

US00D503375S

(12) **United States Design Patent**
Heinen

(10) **Patent No.:** **US D503,375 S**
(45) **Date of Patent:** **** Mar. 29, 2005**

(54) **TIRE TREAD**

(75) Inventor: **Richard Heinen**, Habay-la-Neuve (BE)

(73) Assignee: **The Goodyear Tire & Rubber Company**, Akron, OH (US)

(**) Term: **14 Years**

(21) Appl. No.: **29/204,080**

(22) Filed: **Apr. 23, 2004**

(51) **LOC (7) Cl.** **12-15**

(52) **U.S. Cl.** **D12/567**

(58) **Field of Search** D12/547, 549–556,
D12/559, 564–567, 586, 588, 590, 600;
152/209.1, 209.9, 209.13, 209.18, 209.25,
209.28

(56) **References Cited**

U.S. PATENT DOCUMENTS

D102,275 S	*	12/1936	Huebener	D12/536
5,198,047 A	*	3/1993	Graas et al.	152/209.18
D344,918 S	*	3/1994	Graas	D12/567
D355,876 S	*	2/1995	Diensthuber	D12/563
D361,967 S	*	9/1995	White	D12/599
D378,075 S	*	2/1997	Hashimoto et al.	D12/567
D378,505 S	*	3/1997	Graas	D12/602
D383,717 S	*	9/1997	Freund et al.	D12/567
D450,652 S	*	11/2001	Shimizu et al.	D12/549
D451,452 S	*	12/2001	Welbes	D12/567
D451,856 S	*	12/2001	Graas	D12/567
6,439,284 B1	*	8/2002	Fontaine	152/209.15
6,659,146 B2	*	12/2003	Dorrie et al.	152/209.15

OTHER PUBLICATIONS

Goodyear Eagle F1 Tire, 2003 Tread Design Guide, Jan. 2003, p. 29. 2/5.*

Kumho Ecsta Supra 712 Tire, 2003 Tread Design Guide, Jan. 2003, p. 36. 1/1.*

* cited by examiner

Primary Examiner—Robert M. Spear

(74) *Attorney, Agent, or Firm*—Richard B. O’Planick

(57) **CLAIM**

The ornamental Design for a tire tread, as shown and described.

DESCRIPTION

FIG. 1 is a perspective view of a tire tread showing my new design, it being understood that the pattern repeats uniformly throughout the circumference of the tread;

FIG. 2 is a front elevational view thereof;

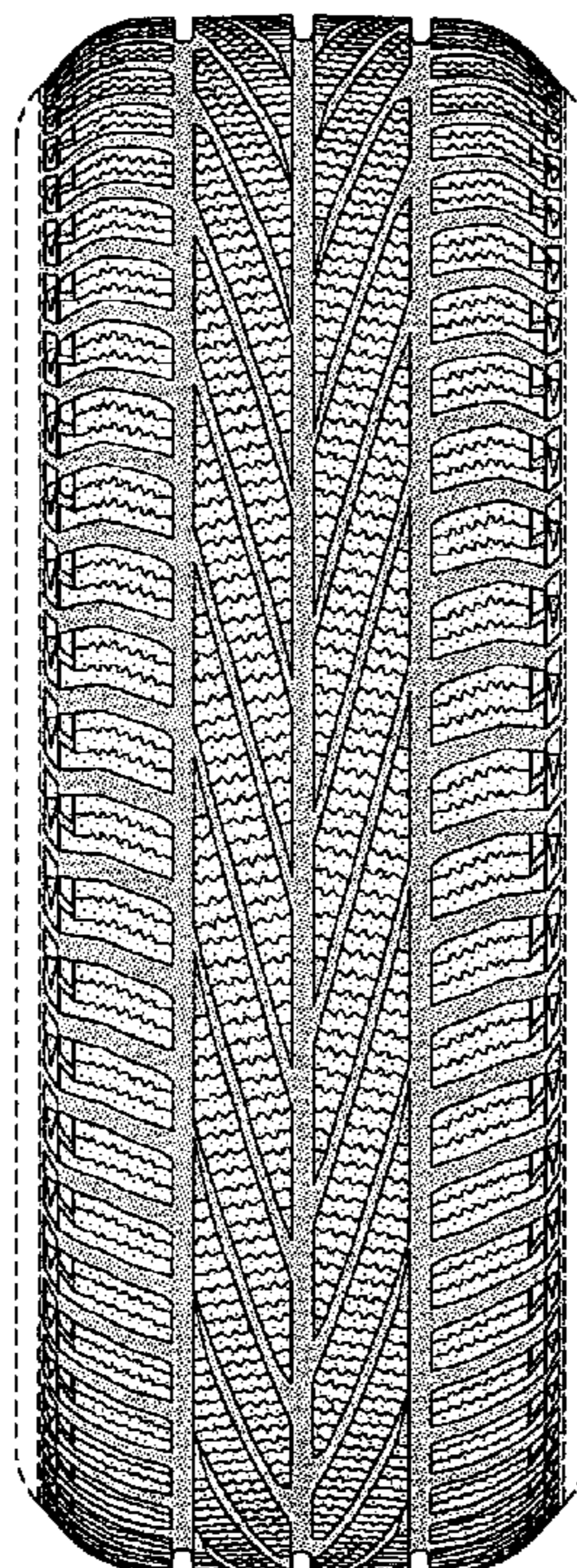
FIG. 3 is a right side elevational view thereof; the opposite side being a mirror image thereof; and,

FIG. 4 is an enlarged fragmentary front elevational view thereof.

In the drawings, the broken lines defining the side wall, inner bead and the peripheral boundary between the tire tread and the sidewall are for illustrative purposes only and form no part of the claimed design.

In the drawings, the dark stippled surface shading represents the recessed portion of the tread grooves, having a depth as best shown in FIG. 2.

1 Claim, 4 Drawing Sheets



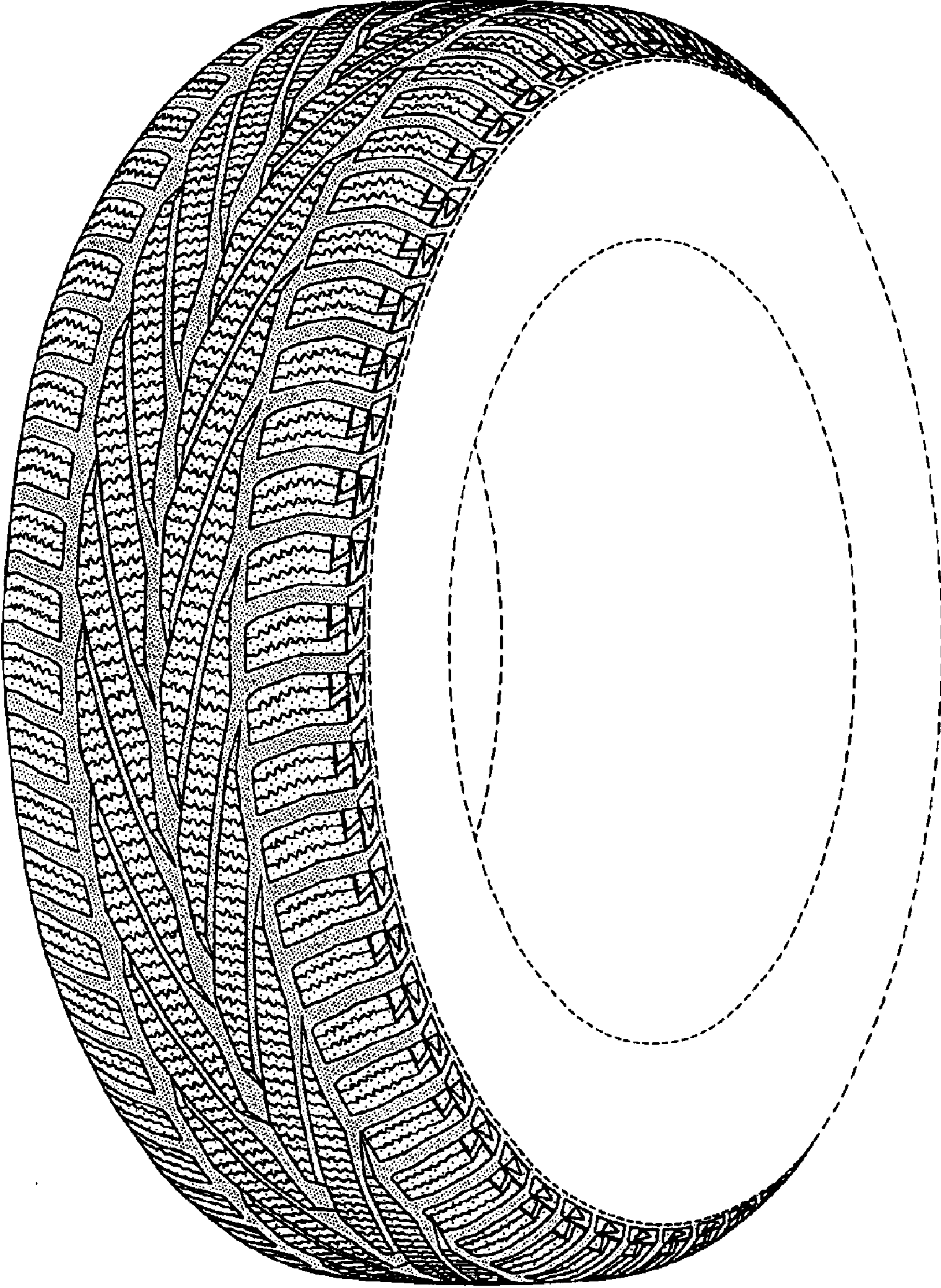


FIG-1




FIG-2




FIG-3

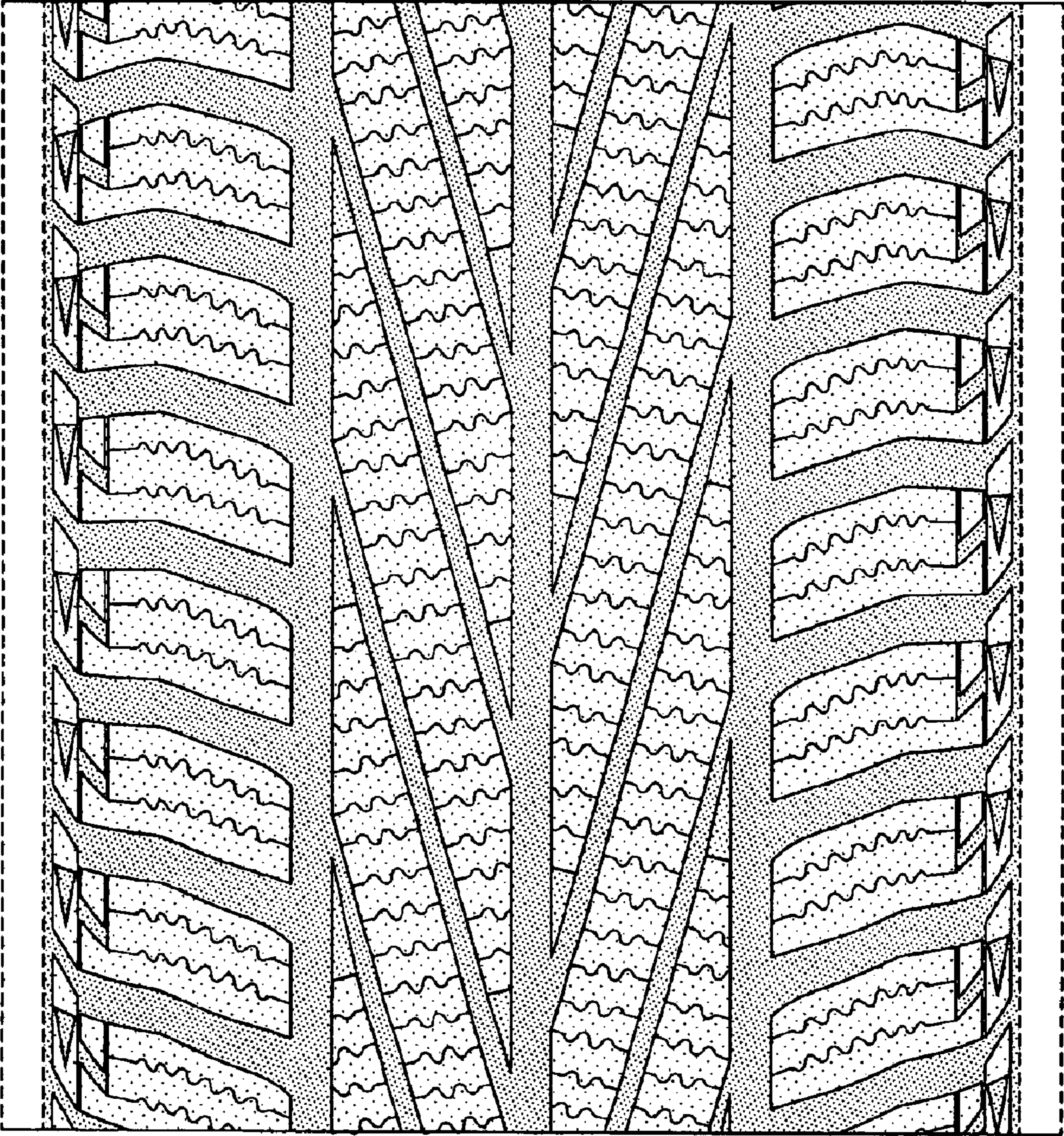


FIG-4