

US00D503345S

(12) **United States Design Patent** (10) **Patent No.:** **US D503,345 S**  
**Py et al.** (45) **Date of Patent:** **\*\* Mar. 29, 2005**

- (54) **PUMP FOR A DISPENSER** 4,636,412 A 1/1987 Field
- (75) Inventors: **Daniel Py**, Stamford, CT (US); **Julian V. Chan**, Spring Valley, NY (US); **Catalina M. Aranyi**, Easton, CT (US) 4,700,838 A 10/1987 Falciani et al.
- (73) Assignee: **Medical Instill Technologies, Inc.**, Stamford, CT (US) 4,704,510 A 11/1987 Matsui
- (\*\*) Term: **14 Years** 4,784,652 A 11/1988 Wikström
- (21) Appl. No.: **29/205,954** 4,854,481 A 8/1989 Bohl et al.
- (22) Filed: **May 21, 2004** 4,859,513 A 8/1989 Gibbons et al.
- 4,880,675 A 11/1989 Mehta
- 4,910,147 A 3/1990 Bacehowski et al.
- 4,921,733 A 5/1990 Gibbons et al.
- 4,981,479 A 1/1991 Py
- 5,102,705 A 4/1992 Yamamoto et al.
- 5,201,726 A 4/1993 Kirkham
- 5,238,153 A 8/1993 Castillo et al.
- 5,263,946 A 11/1993 Klug
- 5,267,986 A 12/1993 Py
- D344,132 S \* 2/1994 Schneberger et al. .... D24/108

**Related U.S. Application Data**

- (60) Division of application No. 29/169,537, filed on Oct. 21, 2002, now Pat. No. Des. 492,192, which is a continuation-in-part of application No. 10/001,745, filed on Oct. 23, 2001, now Pat. No. 6,761,286.
- (51) **LOC (7) Cl.** ..... **09-01**
- (52) **U.S. Cl.** ..... **D9/683**
- (58) **Field of Search** ..... D9/300, 683, 448; D24/108, 110, 113, 115, 120; 604/294, 295, 297, 298, 299, 301, 302, 216; 222/95, 105, 386.5, 387, 389, 321.6

(List continued on next page.)

**FOREIGN PATENT DOCUMENTS**

EP 0802827 B1 8/1998

*Primary Examiner*—Paula A. Greene  
(74) *Attorney, Agent, or Firm*—McCarter & English LLP

(57) **CLAIM**

The ornamental design for a pump for a dispenser, as shown and described.

**DESCRIPTION**


FIG. 1 is a front perspective view of a pump showing our new design;  
FIG. 2 is a front elevational view of the pump of FIG. 1;  
FIG. 3 is a side elevational view of the pump of FIG. 1;  
FIG. 4 is a rear elevational view of the pump of FIG. 1;  
FIG. 5 is a second side elevational view of the pump of FIG. 1;  
FIG. 6 is a top plan view of the pump of FIG. 1; and,  
FIG. 7 is a bottom plan view of the pump of FIG. 1.  
The broken lines shown in the drawing figures are for illustrative purposes only and form no part of the claimed design.

(56) **References Cited**

**U.S. PATENT DOCUMENTS**

- 1,471,091 A 10/1923 Bessesen
- D229,034 S \* 11/1973 Miller ..... D9/683
- 3,921,333 A 11/1975 Clendinning et al.
- 3,993,069 A 11/1976 Buckles et al.
- 4,023,607 A 5/1977 Jensen et al.
- D253,374 S \* 11/1979 Bonk ..... D24/115
- 4,233,262 A 11/1980 Curto
- 4,240,465 A 12/1980 Rader
- 4,264,018 A 4/1981 Warren
- 4,479,989 A 10/1984 Mahal
- 4,482,585 A 11/1984 Ohodaira et al.
- 4,501,781 A 2/1985 Kushida et al.
- 4,578,295 A 3/1986 Jabarin
- 4,579,757 A 4/1986 Su et al.
- 4,603,066 A 7/1986 Jabarin

**1 Claim, 4 Drawing Sheets**




U.S. PATENT DOCUMENTS

5,320,845 A	6/1994	Py	5,746,728 A	5/1998	Py
5,366,108 A	11/1994	Darling	5,780,130 A	7/1998	Hansen et al.
5,401,259 A	3/1995	Py	5,803,311 A	9/1998	Fuchs
5,419,465 A	5/1995	Schroeder	5,804,236 A	9/1998	Frisk
5,429,254 A	7/1995	Christine	5,816,772 A	10/1998	Py
RE35,187 E	3/1996	Gortz	5,875,931 A	3/1999	Py
D368,774 S	4/1996	Py	5,931,386 A	8/1999	Jouillat
D374,719 S	10/1996	Py	5,944,702 A	8/1999	Py
5,562,960 A	10/1996	Sugiura et al.	RE36,410 E	11/1999	Meshberg
5,565,160 A	10/1996	Makuuchi et al.	6,033,384 A	3/2000	Py
5,613,957 A	3/1997	Py	6,062,430 A	5/2000	Fuchs
5,615,795 A	4/1997	Tipps	6,343,713 B1	2/2002	Abplanalp
5,641,004 A	6/1997	Py	D485,489 S	1/2004	Kadlubowski et al.
5,676,267 A	10/1997	Slat et al.	D492,192 S *	6/2004	Py et al. .... D9/300
5,685,869 A	11/1997	Py	6,761,286 B2 *	7/2004	Py et al. .... 222/105
5,687,882 A	11/1997	Mueller			

\* cited by examiner

FIG. 1



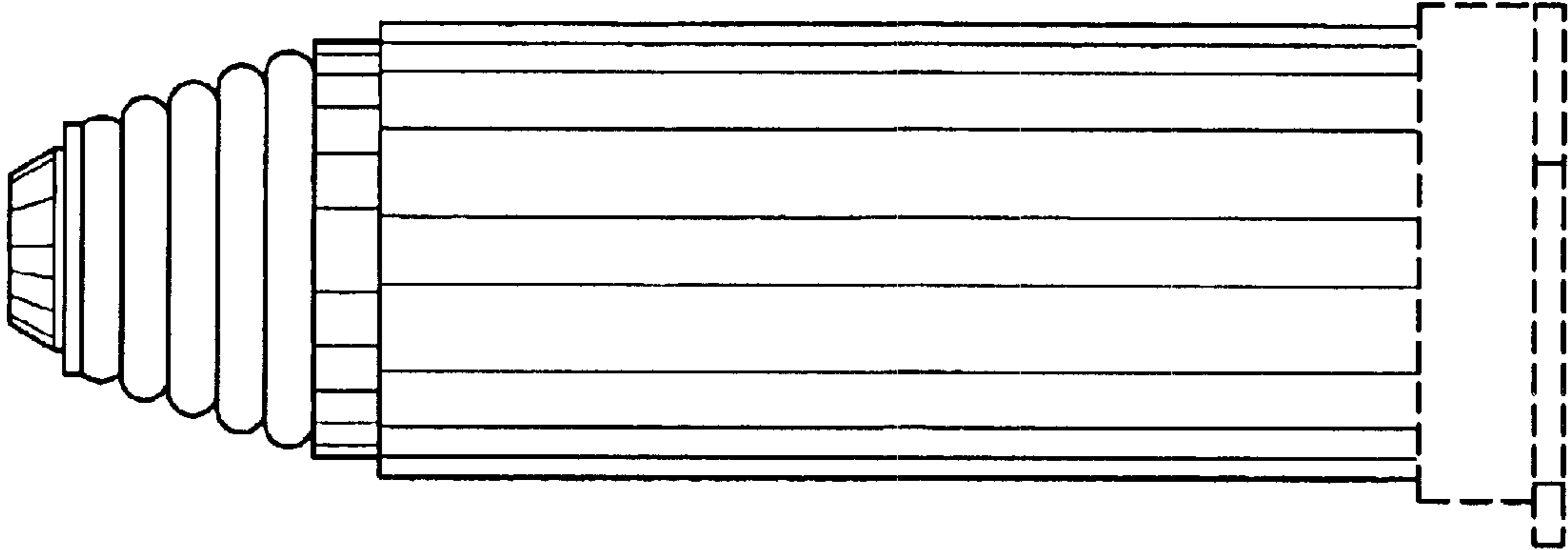


FIG. 3




FIG. 2




FIG. 5

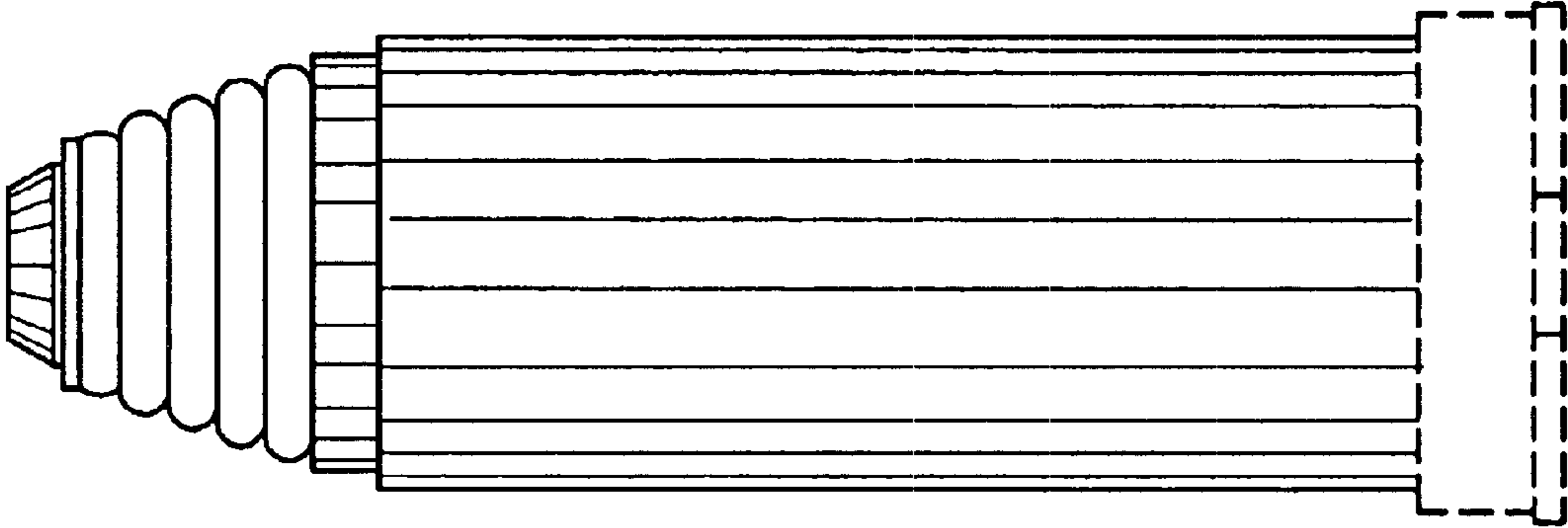


FIG. 4

FIG. 6

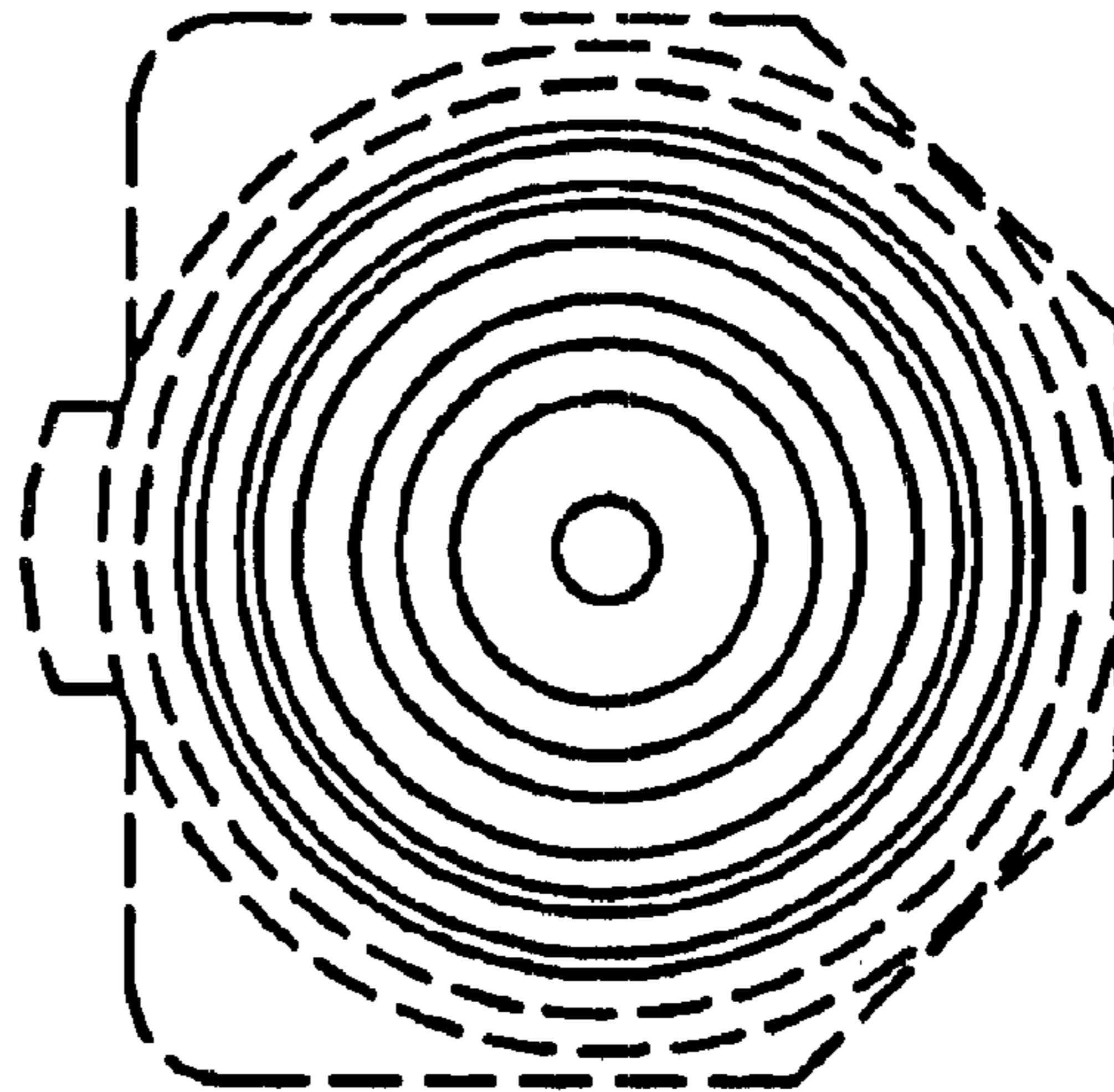


FIG. 7

