

US00D503336S

(12) **United States Design Patent**
Tucker et al.

(10) **Patent No.:** **US D503,336 S**
(45) **Date of Patent:** **** Mar. 29, 2005**

(54) **FOOD CONTAINER**

(75) Inventors: **Lewis Alexander Tucker**, Fairfield, OH (US); **Gregory Alan Zimmer**, Cincinnati, OH (US); **Wayne Stuart Marcus**, Fairfield, CT (US)

(73) Assignee: **The Iams Company**, Dayton, OH (US)

(**) Term: **14 Years**

(21) Appl. No.: **29/188,719**

(22) Filed: **Aug. 22, 2003**

(51) **LOC (7) Cl.** **09-07**

(52) **U.S. Cl.** **D9/425; D9/423; D9/431**

(58) **Field of Search** D9/414, 430, 420-425, D9/431, 432, 428, 426; D7/629, 602, 641; 229/400, 406, 407, 938, 902-906, 116.1, 108; 220/4.21, 4.27, 669-675, 656-659, 556; 206/216, 541, 508; 426/106, 129

(56) **References Cited**

U.S. PATENT DOCUMENTS

D120,746 S	5/1940	Trevisan	
D175,202 S	7/1955	Tupper	
D198,057 S	4/1964	Swett	
3,344,974 A	* 10/1967	Bostrom 229/123.1
3,448,888 A	* 6/1969	Collie et al. 220/781
D272,971 S	3/1984	Tallon	
D285,906 S	* 9/1986	Tyler D9/425
D299,768 S	2/1989	Windom	
4,819,824 A	* 4/1989	Longbottom et al. 220/266
D321,477 S	11/1991	Gunter	
D351,090 S	* 10/1994	Narsutis D7/629
5,377,860 A	* 1/1995	Littlejohn et al. 220/790

D378,563 S	3/1997	Ferris	
D383,671 S	9/1997	Phillips	
D398,526 S	9/1998	Schwarz et al.	
5,816,674 A	* 10/1998	Manos et al. 312/290
D407,015 S	3/1999	Jones	
D411,448 S	* 6/1999	Baker D9/415
D416,794 S	* 11/1999	Cormack D9/425
D462,902 S	9/2002	Gittins et al.	
D469,689 S	* 2/2003	Buchalski et al. D9/425
D472,773 S	* 4/2003	Samartgis D7/629
D489,975 S	* 5/2004	Jackson et al. D9/425

* cited by examiner

Primary Examiner—Prabhakar Deshmukh
(74) *Attorney, Agent, or Firm*—Kelly L. McDow-Dunham; Karen F. Clark

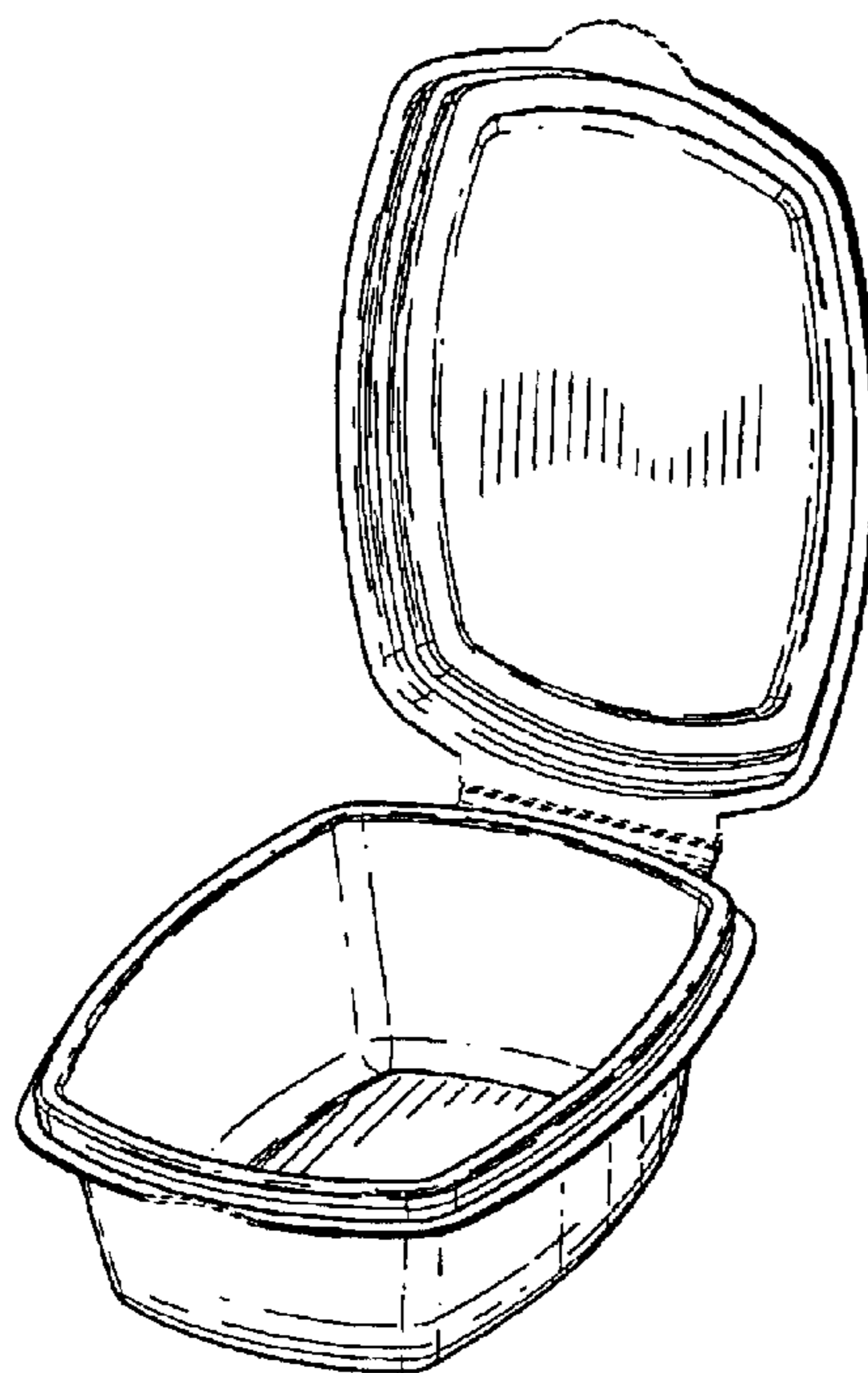
(57) **CLAIM**

The ornamental design for a food container, as shown and described.

DESCRIPTION

FIG. 1 is a perspective view thereof of a food container, embodying my design;
FIG. 2 is a top plan view thereof;
FIG. 3 is a bottom plan view thereof;
FIG. 4 is a side elevational view thereof, the opposite side being identical;
FIG. 5 is a front end view, thereof;
FIG. 6 is a rear end view thereof; and,
FIG. 7 is a perspective view thereof, showing the cover in a partially open position.
The broken lines are for illustrative purpose only and from no part of the claimed design.

1 Claim, 2 Drawing Sheets



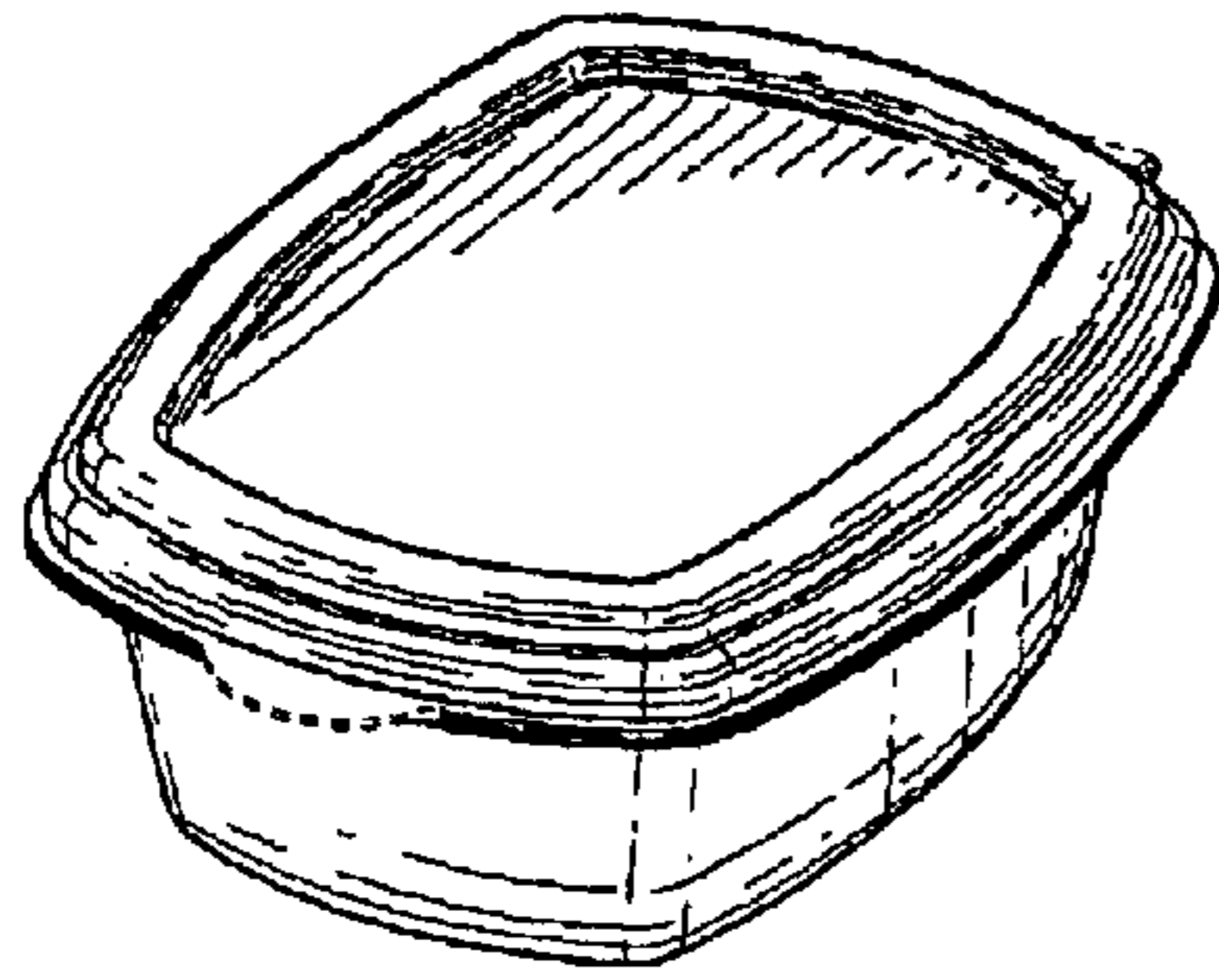


Fig. 1

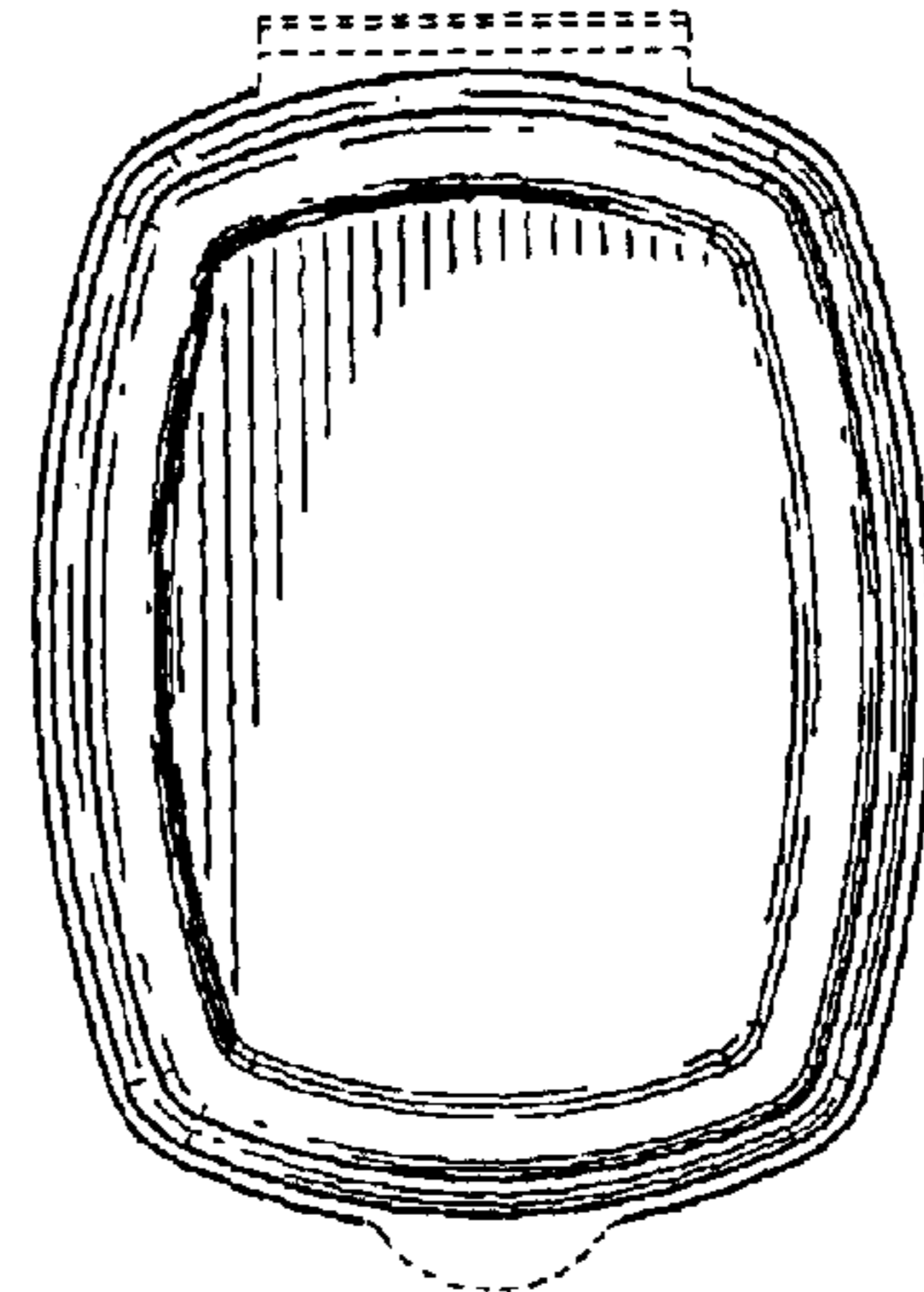


Fig. 2

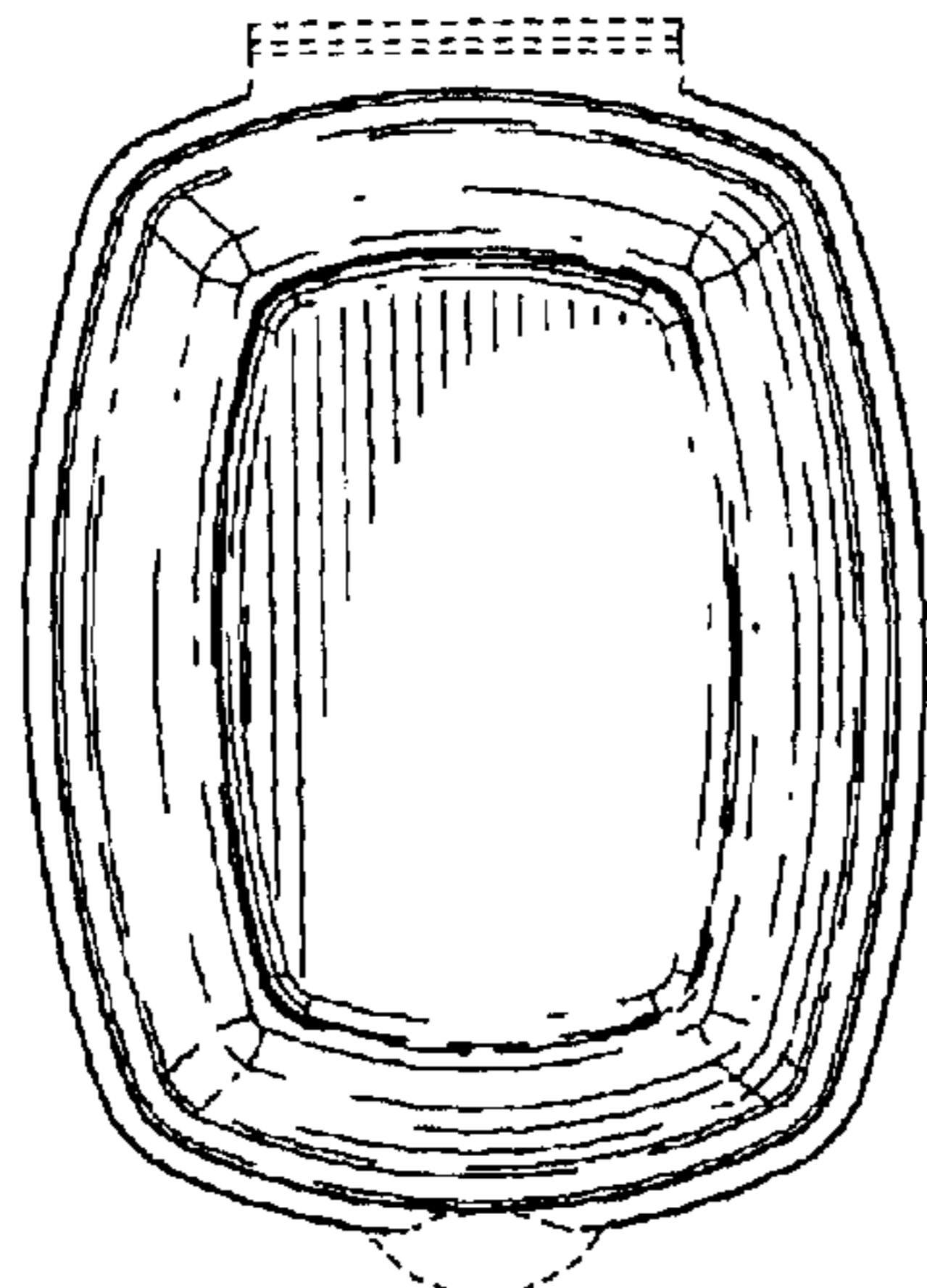


Fig. 3

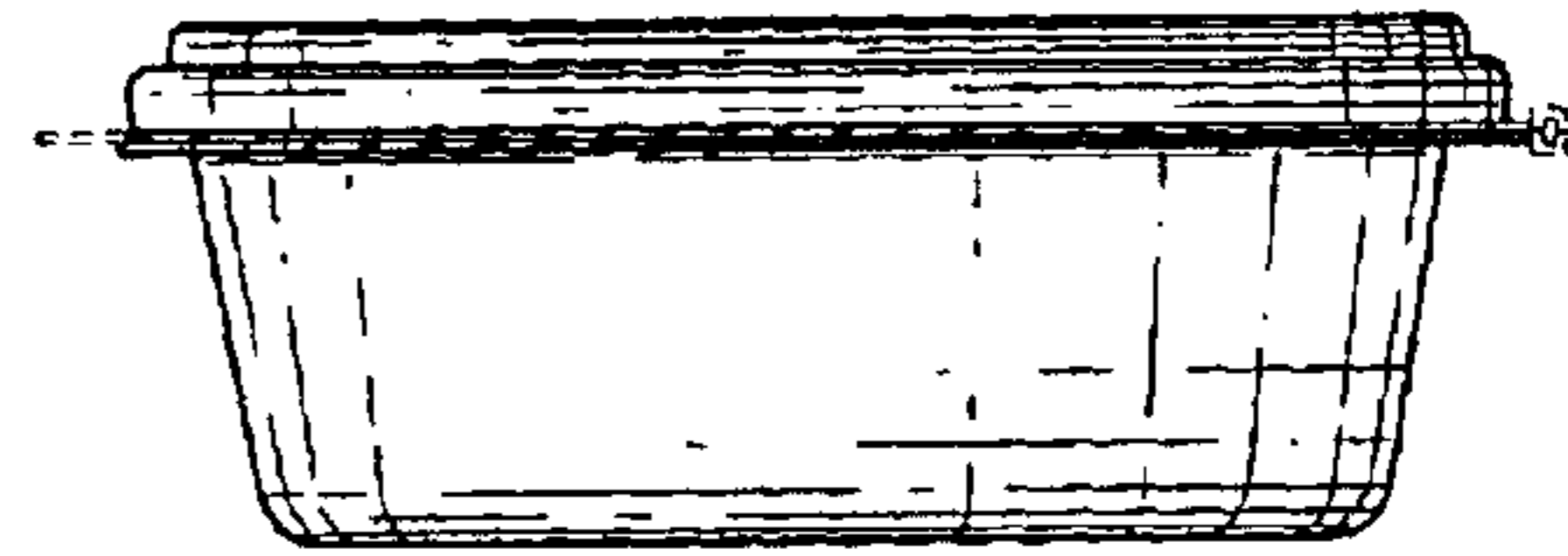


Fig. 4

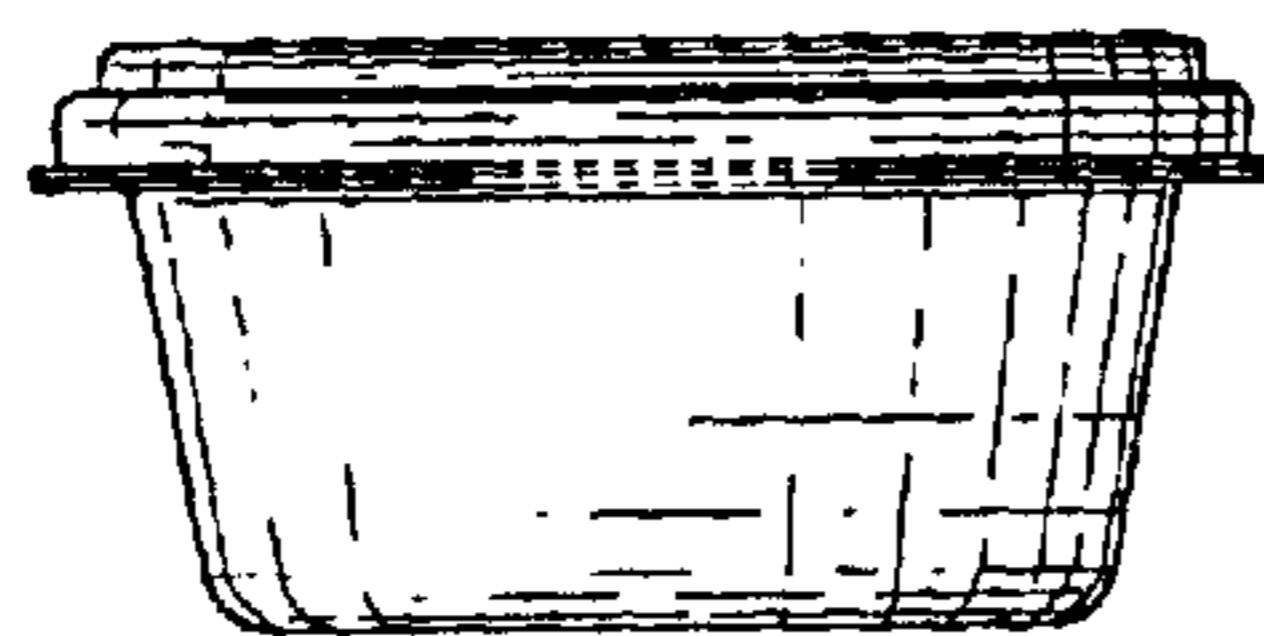


Fig. 5

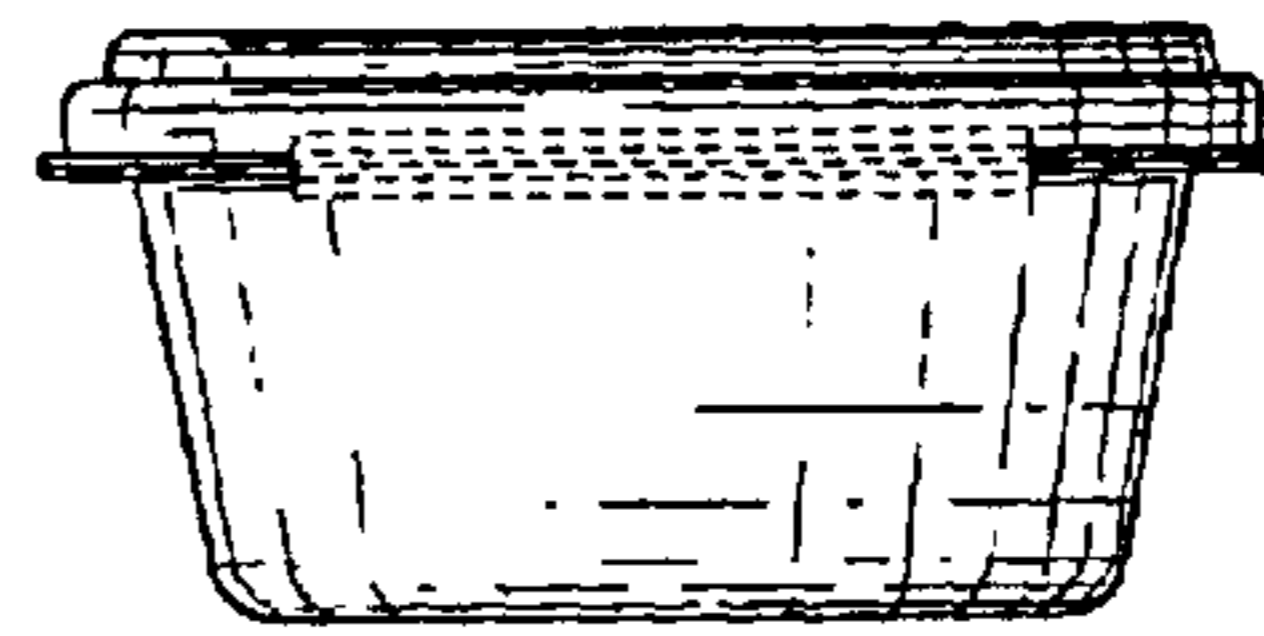


Fig. 6

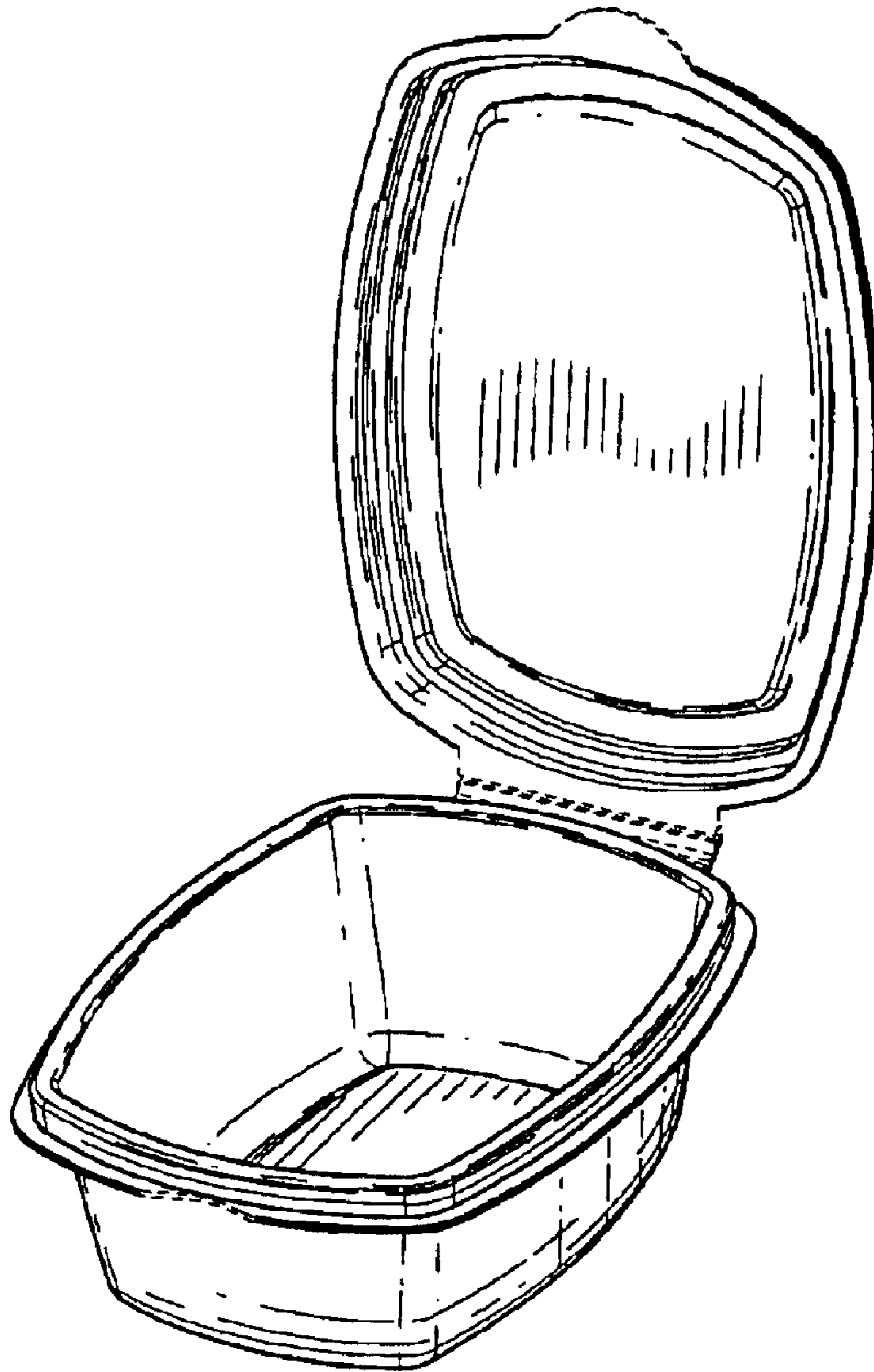


Fig. 7