

US00D503303S

(12) **United States Design Patent** (10) **Patent No.:** **US D503,303 S**  
**Yorek** (45) **Date of Patent:** **\*\* Mar. 29, 2005**

(54) **SHELVING**

(76) Inventor: **Robert F. Yorek**, 11475 90th St., Little Falls, MN (US) 56345

(\*\*) Term: **14 Years**

(21) Appl. No.: **29/208,263**

(22) Filed: **Jun. 24, 2004**

**Related U.S. Application Data**

(62) Division of application No. 29/190,154, filed on Sep. 15, 2003, now Pat. No. Des. 493,996, which is a division of application No. 29/165,909, filed on Aug. 19, 2002, now Pat. No. Des. 483,210.

(51) **LOC (7) Cl.** ..... **60-04**

(52) **U.S. Cl.** ..... **D6/574**

(58) **Field of Search** ..... D6/553, 567, 569-571, D6/574; 211/13.1, 42, 70.01, 86.01, 87.01, 90.01, 90.04, 134

(56) **References Cited**

**U.S. PATENT DOCUMENTS**

D297,388 S \* 8/1988 Glendinning ..... D6/574  
D393,556 S \* 4/1998 Jordan ..... D6/540  
D416,737 S \* 11/1999 Mutrux ..... D6/567  
D428,291 S \* 7/2000 Koncar ..... D6/574

D430,985 S \* 9/2000 Jackson et al. .... D6/574  
D435,383 S \* 12/2000 Evans et al. .... D6/574  
D471,394 S \* 3/2003 Robinson ..... D6/574

\* cited by examiner

*Primary Examiner*—Brian N Vinson

(74) *Attorney, Agent, or Firm*—Albert W. Watkins

(57) **CLAIM**

I claim the ornamental design for shelving, as shown and described.

**DESCRIPTION**

FIG. 1 is a front elevational view of shelving showing my new design;

FIG. 2 is a rear elevational view thereof;

FIG. 3 is a left side elevational view thereof;

FIG. 4 is a right side elevational view thereof;

FIG. 5 is a top plan view thereof; and

FIG. 6 is a bottom plan view thereof; and,

FIG. 7 is a back view showing an alternative embodiment of my new design identical from left, right, front, top and bottom views to the embodiment of FIGS. 1-6 shown and described, and further illustrating the use of hanging ornaments within grooves formed therein, the dashed content of the figure to which no claim is made.

**1 Claim, 2 Drawing Sheets**




FIG. 1




FIG. 4

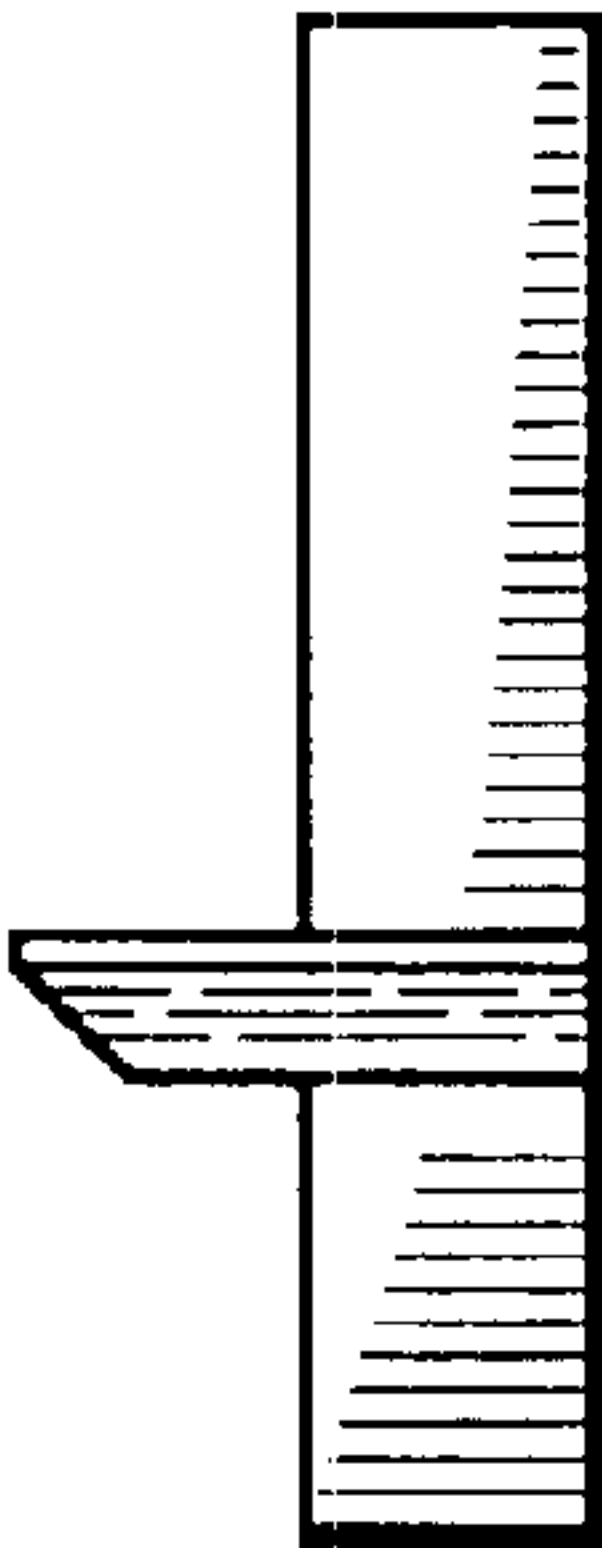


FIG. 2

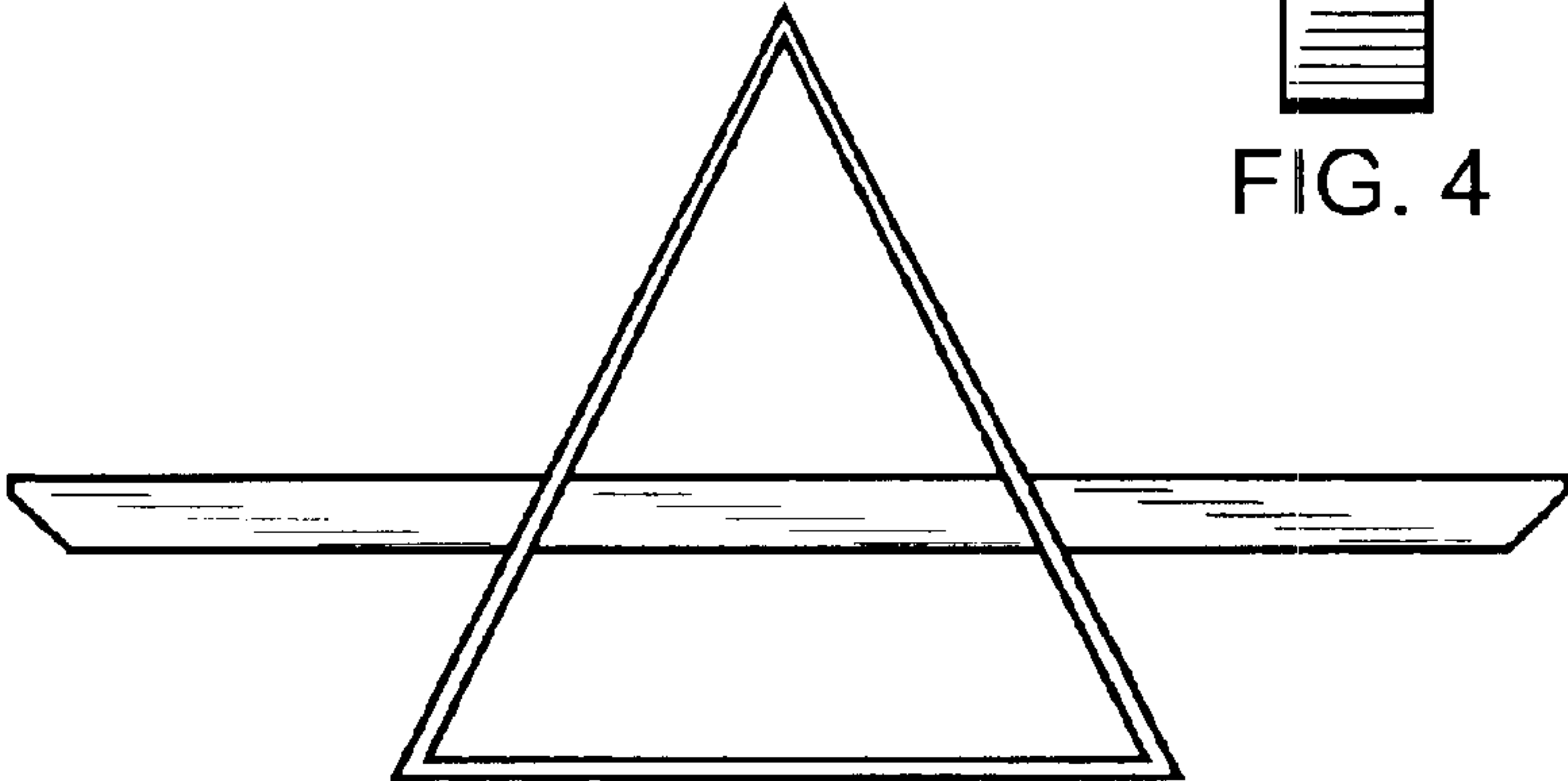


FIG. 3

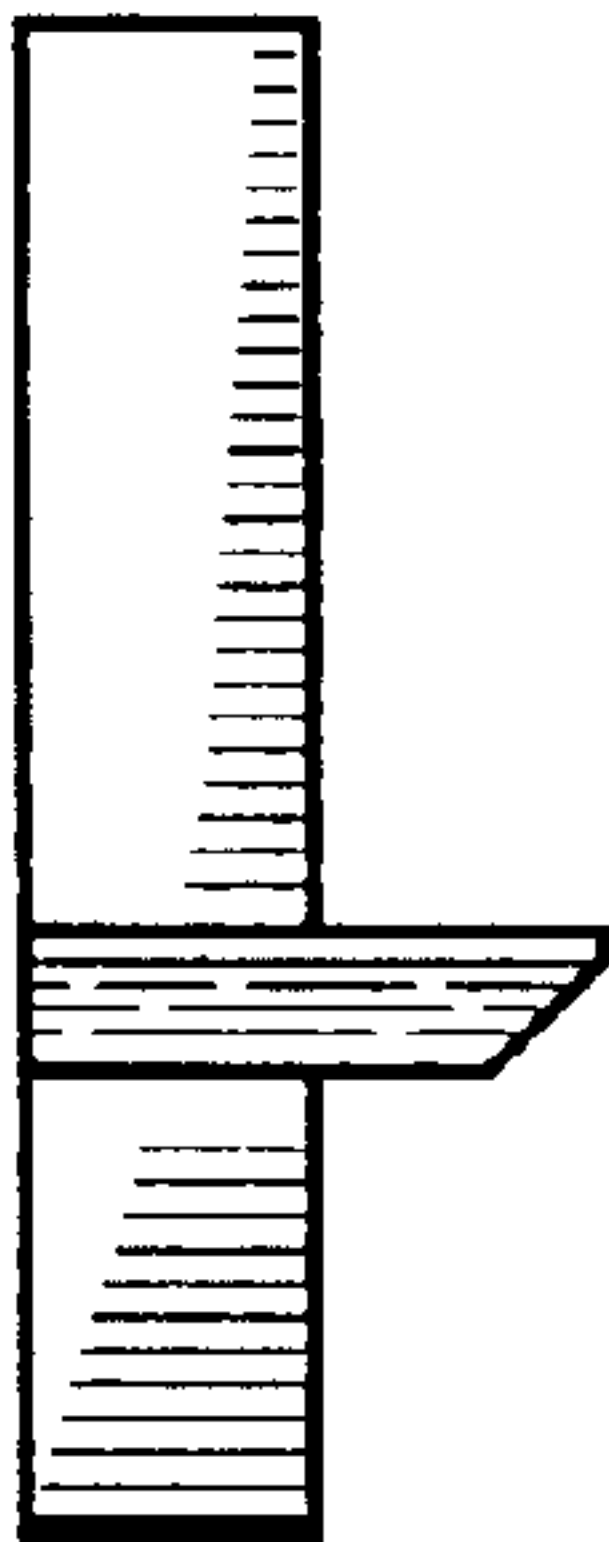


FIG. 5

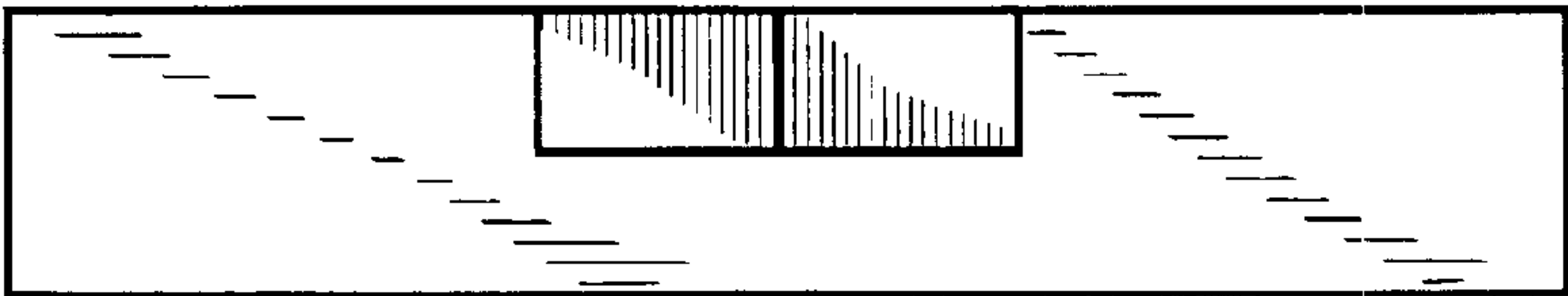


FIG. 6




FIG. 7

