

US00D503282S

(12) **United States Design Patent**
Murphy

(10) **Patent No.:** **US D503,282 S**
(45) **Date of Patent:** **** Mar. 29, 2005**

(54) **COVER FOR A PAINTBRUSH**

(76) Inventor: **Daniel Murphy**, 5425 Alpaca Dr.,
Marrero, LA (US) 70072

(**) Term: **14 Years**

(21) Appl. No.: **29/164,400**

(22) Filed: **Jul. 24, 2002**

(51) **LOC (7) Cl.** **04-99**

(52) **U.S. Cl.** **D4/199**

(58) **Field of Search** D4/199; D9/415,
D9/424, 428, 432, 433, 418; 206/15.2,
15.3, 361, 362.3, 362.4, 461, 462, 467,
471, 770, 806, 822; 229/406; 15/246, 247

(56) **References Cited**

U.S. PATENT DOCUMENTS

2,485,068	A	*	10/1949	Santana	206/361
2,984,401	A	*	5/1961	Herkender	206/361 X
D265,976	S	*	8/1982	Astor et al.	D9/415
D270,617	S	*	9/1983	Skowronski et al.	D9/415
4,441,610	A	*	4/1984	Cavalcante	206/361
4,847,939	A	*	7/1989	Derencsenyi et al.	15/246
D350,479	S	*	9/1994	Livezey	D9/415
D420,905	S	*	2/2000	Adkins	D9/415

FOREIGN PATENT DOCUMENTS

GB 2350345 A * 11/2000 B65D/5/04

* cited by examiner

Primary Examiner—Alan P. Douglas

Assistant Examiner—Lavone D. Tabor

(74) *Attorney, Agent, or Firm*—Didriksen Law Firm;
Ronald J. Ventola, II

(57) **CLAIM**

The ornamental design for a cover for a paintbrush, as shown and described.

DESCRIPTION

FIG. 1 is a perspective view of a cover for paintbrush showing my new design;

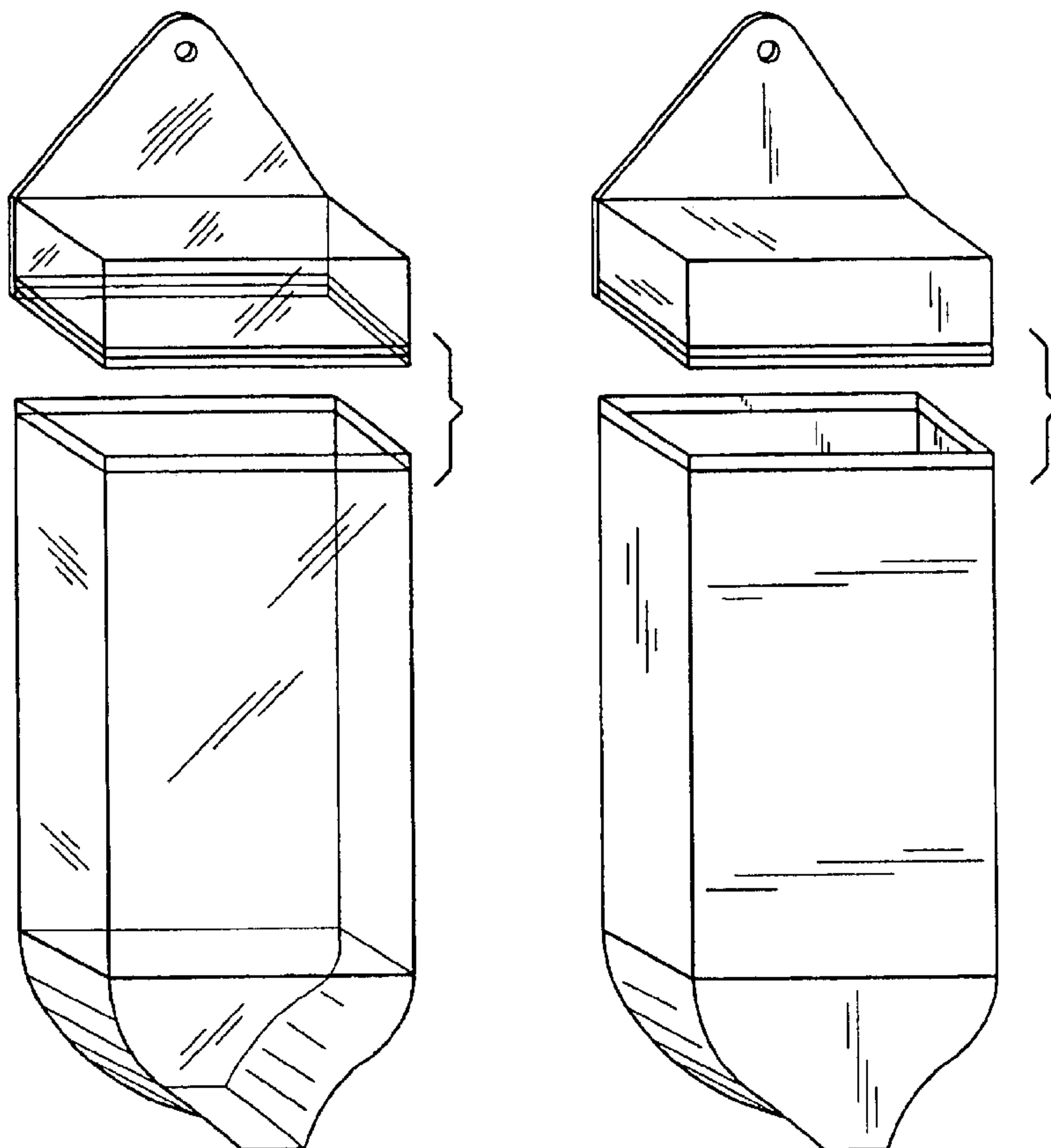
FIG. 2 is an exploded perspective view of the cover of FIG. 1;

FIG. 3 is an elevational view of the side opposite the side that is shown in FIG. 2; and,

FIG. 4 is an exploded view of a second embodiment of the design shown in FIGS. 1-3, the only difference being that the cover is opaque.

The broken line showing of a paintbrush in FIG. 1 is for illustrative purposes only and form no part of the claimed design.

1 Claim, 2 Drawing Sheets



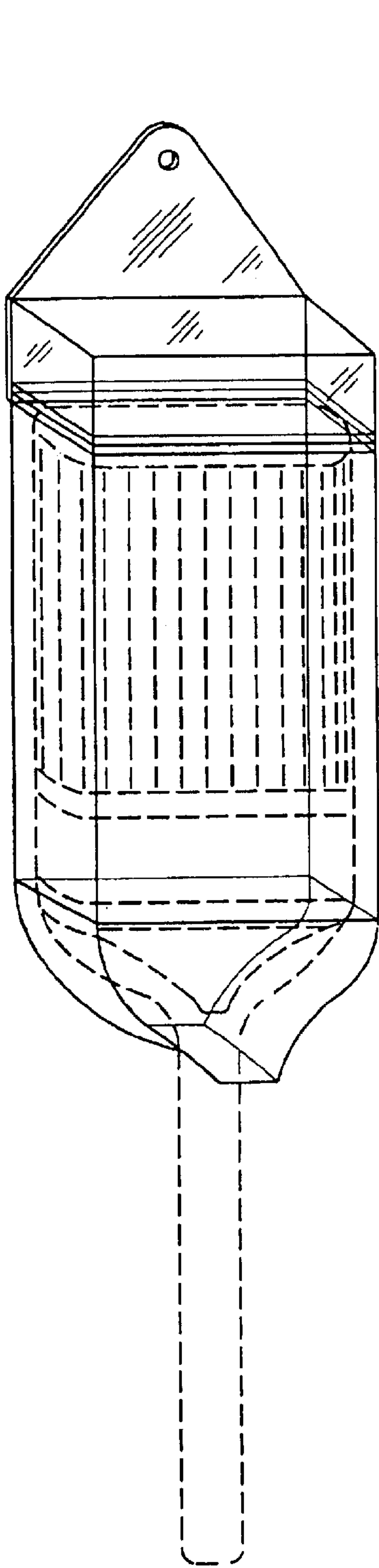


FIG. 1




FIG. 2




FIG. 3




FIG. 4