

US00D503281S

(12) **United States Design Patent**
Vu et al.

(10) **Patent No.:** **US D503,281 S**
(45) **Date of Patent:** **** Mar. 29, 2005**

(54) **BODY FOR A TOOTHBRUSH HEAD**

(75) Inventors: **Duy Phong Vu**, Frankfurt (DE); **Reiner Engelmohr**, Morfelden-Walldorf (DE); **Hansjörg Reick**, Steinbach (DE)

(73) Assignee: **Braun GmbH**, Kromberg

(**) Term: **14 Years**

(21) Appl. No.: **29/189,686**

(22) Filed: **Sep. 9, 2003**

(51) **LOC (7) Cl.** **04-02**

(52) **U.S. Cl.** **D4/104**

(58) **Field of Search** D4/101, 104-112,
D4/132, 134, 138; 15/22.1, 28, 29, 143.1,
159.1, 160, 167.1, 167.2, 176.1; 132/308,
309, 311

(56) **References Cited**

U.S. PATENT DOCUMENTS

3,156,936	A	*	11/1964	Hartman et al.	15/22.1
4,010,509	A		3/1977	Huish		
5,046,213	A		9/1991	Curtis et al.		
D329,946	S		10/1992	Curtis et al.		
D332,873	S		2/1993	Hall		
D334,473	S		4/1993	Volpenhein et al.		
D347,736	S		6/1994	Schneider et al.		
D349,605	S		8/1994	Schneider et al.		
5,373,602	A		12/1994	Bang		
5,392,483	A		2/1995	Heinzelman et al.		
D358,032	S		5/1995	Schneider et al.		
D358,486	S		5/1995	Loew		
D360,761	S		8/1995	Moskovich et al.		
5,446,940	A		9/1995	Cutis et al.		
5,511,275	A		4/1996	Volpenhein et al.		
D370,347	S		6/1996	Heinzelman et al.		
5,628,082	A		5/1997	Moskovich		
D380,302	S		7/1997	Volpenhein		
5,802,656	A		9/1998	Dawson et al.		
5,815,872	A		10/1998	Meginniss, III et al.		

(Continued)

FOREIGN PATENT DOCUMENTS

DE	87 15 893.0	5/1988
DE	36 28 722	4/1989
DE	400 08 531	12/2000
EP	0 310 482	9/1988
EP	0 870 440	12/2001
JP	61-63925	5/1986
JP	4-51233	4/1992
JP	2002-051835	2/2002
JP	D1156789	10/2002
JP	D1156945	10/2002
JP	2003-19031	1/2003
WO	DM/031 737	1/1995
WO	DM/031 738	1/1995
WO	DM/038 978	1/1997

OTHER PUBLICATIONS

View of Waterpik "Synchro Sonic" Brush-head for Model DT-300/DT-400 electric toothbrush on postcard; Am Acad of Periodontology; Sep. 25-27, 2002.

Primary Examiner—Alan P. Douglas
Assistant Examiner—Lavone D. Tabor
(74) *Attorney, Agent, or Firm*—Fish & Richardson P.C.; Edward S. Podszus

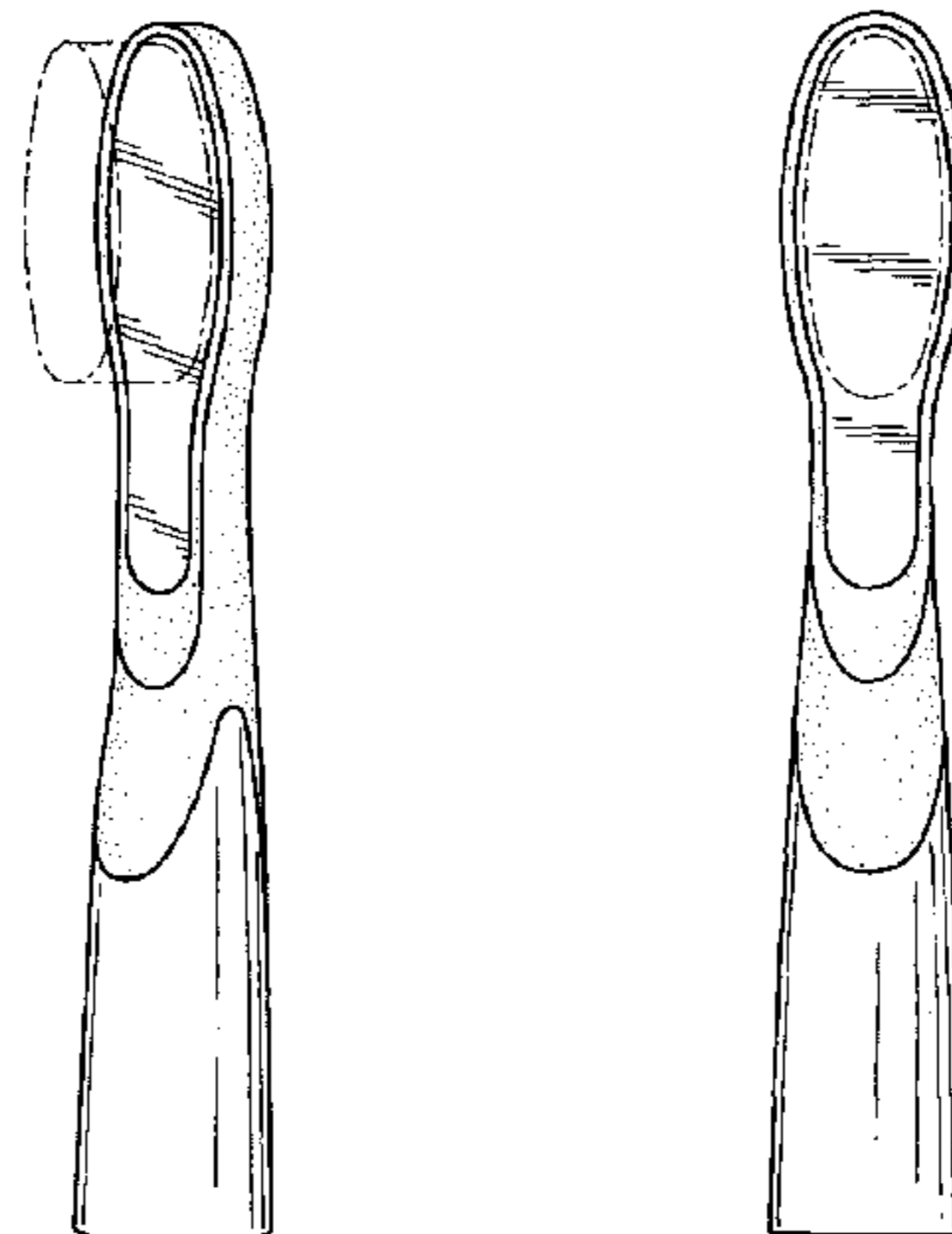
(57) **CLAIM**

The ornamental design for a body for a toothbrush head, as shown and described.

DESCRIPTION

FIG. 1 is a perspective view of a body for a toothbrush head as seen from the top, front and right sides, wherein the broken line disclosure is for environmental purposes only and does not form a part of the claimed design; FIG. 2 is a front elevational view thereof; FIG. 3 is a right side elevational view thereof, the left side elevational view being a mirror image; FIG. 4 is a rear elevational view thereof; FIG. 5 is an enlarged top plan view thereof; and, FIG. 6 is an enlarged bottom plan view thereof.

1 Claim, 2 Drawing Sheets



U.S. PATENT DOCUMENTS

D400,713 S	11/1998	Solanki	6,272,714 B2	8/2001	Beals
D411,047 S	6/1999	Zaytoun	6,276,019 B1	8/2001	Leversby et al.
5,970,564 A	10/1999	Inns et al.	6,276,020 B1	8/2001	Leversby et al.
5,991,959 A	11/1999	Raven et al.	6,276,021 B1	8/2001	Hohlbein
6,006,394 A	12/1999	Bredall et al.	6,308,367 B1	10/2001	Beals et al.
D421,845 S	3/2000	Beals	D451,284 S	12/2001	Moskovich et al.
6,035,476 A	3/2000	Undewood et al.	D454,252 S	3/2002	Lee
D424,808 S	5/2000	Beals et al.	6,357,074 B1	3/2002	Weihrauch
D429,566 S	8/2000	Yoshimoto et al.	6,405,401 B1	6/2002	Hellerud et al.
D429,567 S	8/2000	Yoshimoto et al.	D462,178 S	9/2002	Moskovich et al.
D429,887 S	8/2000	Hohlbein et al.	D462,525 S	9/2002	Grau et al.
6,108,851 A	8/2000	Bredall et al.	D463,129 S	9/2002	Achepohl et al.
D434,563 S	12/2000	Lim et al.	D463,131 S	9/2002	Winter et al.
D437,688 S	2/2001	Beals et al.	D464,200 S	10/2002	Pao
6,192,544 B1	2/2001	Persidsky et al.	D464,488 S	10/2002	Pao
6,202,241 B1	3/2001	Hassell et al.	D464,799 S	10/2002	Crossman et al.
D440,048 S	4/2001	Beals et al.	D477,465 S	7/2003	Reilly et al.
D443,985 S	6/2001	Beals et al.	D478,214 S	8/2003	Winkler et al.
D444,629 S	7/2001	Etter et al.	D478,423 S	8/2003	Mulder et al.

* cited by examiner

FIG. 1

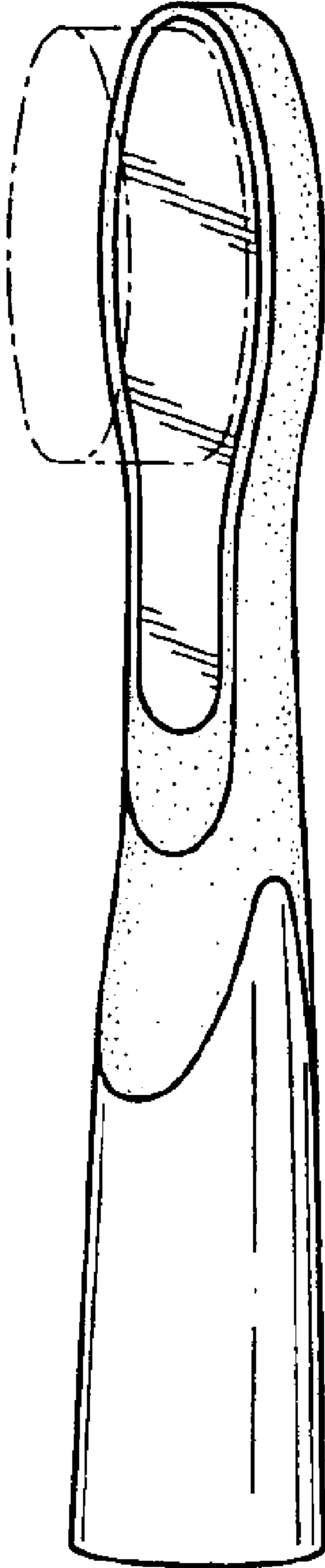


FIG. 2

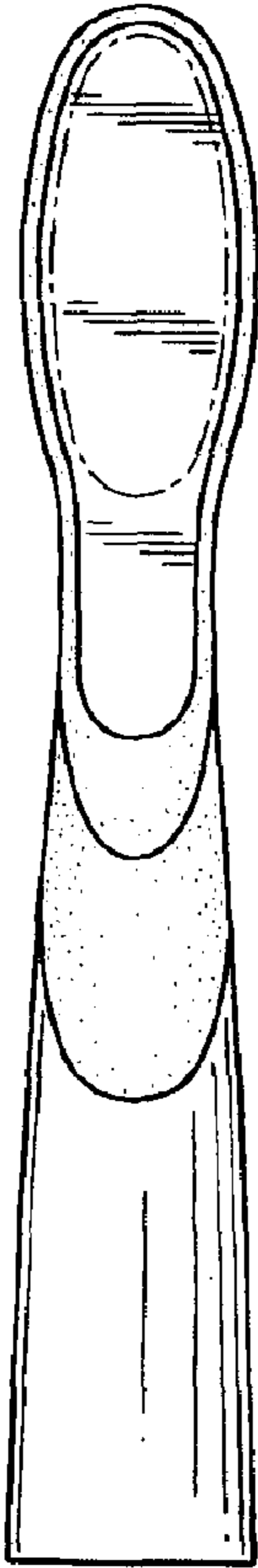


FIG. 3

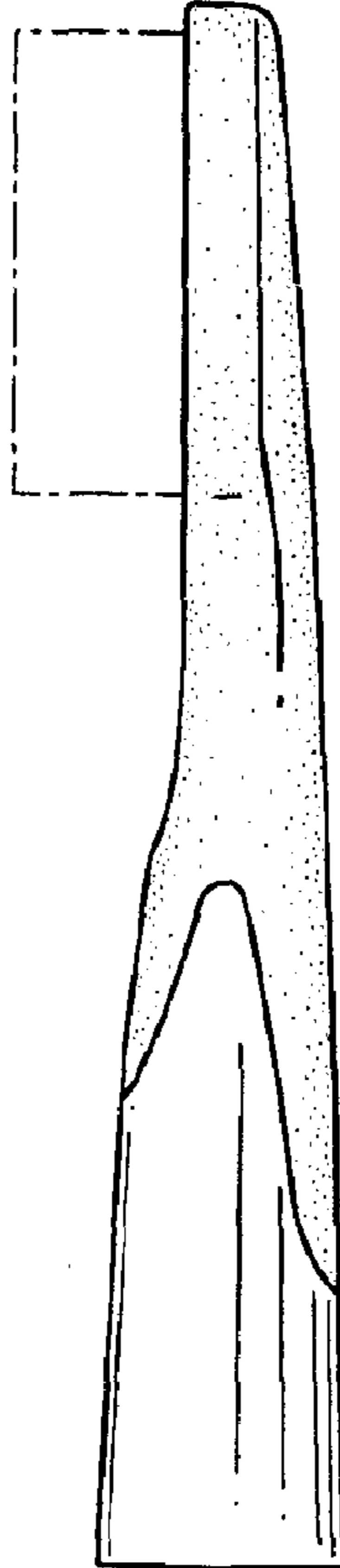


FIG. 4

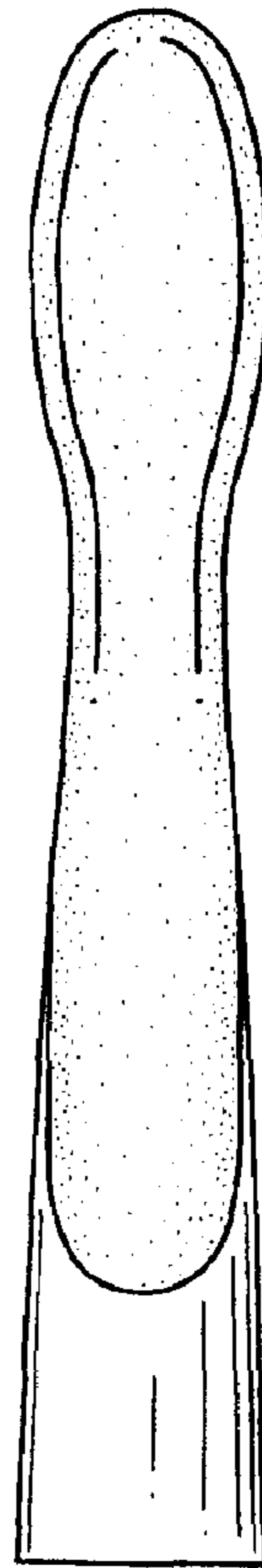


FIG. 5

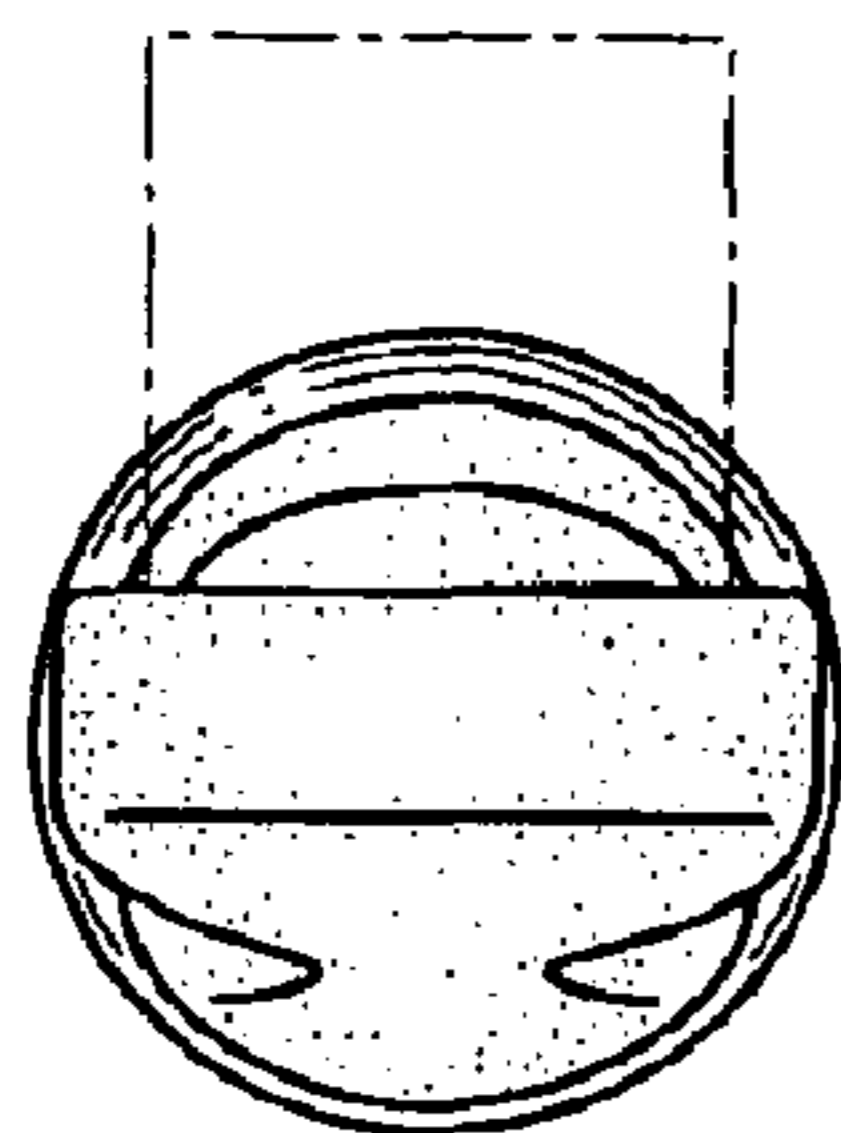


FIG. 6

