



US00D503270S

(12) **United States Design Patent** (10) **Patent No.:** **US D503,270 S**  
**Lee** (45) **Date of Patent:** **\*\* Mar. 29, 2005**

(54) **PORTION OF A SHOE UPPER**

(75) **Inventor:** **Tae Yong Lee**, Hillsboro, OR (US)

(73) **Assignee:** **Nike, Inc.**, Beaverton, OR (US)

(\*\*) **Term:** **14 Years**

(21) **Appl. No.:** **29/208,211**

(22) **Filed:** **Jun. 28, 2004**

(51) **LOC (7) Cl.** ..... **02-99**

(52) **U.S. Cl.** ..... **D2/972**

(58) **Field of Search** ..... D2/896, 902, 907,  
D2/908, 943, 944, 969, 972-974; 36/45,  
50.1, 77 M, 77 R, 83, 88, 113, 114, 126-130

(56) **References Cited**

**U.S. PATENT DOCUMENTS**

D98,291 S	1/1936	Borda	
D133,260 S	8/1942	Timson	
D265,521 S	7/1982	Vermonet	
D304,519 S	* 11/1989	Miller	D2/970
D333,905 S	* 3/1993	Close	D2/970
D351,058 S	10/1994	Hatfield et al.	
D364,499 S	* 11/1995	Avar	D2/970
D365,201 S	* 12/1995	Avar	D2/970
D373,463 S	9/1996	Greene	
D397,859 S	9/1998	Cass	
D406,448 S	3/1999	Rask	
D412,053 S	* 7/1999	Blakeslee et al.	D2/972
6,029,376 A	2/2000	Cass	
D421,331 S	3/2000	Mervar et al.	
D444,938 S	7/2001	Smith	
D447,859 S	9/2001	Matis et al.	
D474,010 S	5/2003	Gerber	
D475,523 S	6/2003	McDowell	
D477,131 S	7/2003	Holmes	

**OTHER PUBLICATIONS**

Nike Footwear Catalogue Fall 1994, p. 114, published Nov. 1993.

Nike Footwear Catalogue Fall 1995, p. 27, published Nov. 1994.

Nike Footwear Catalogue Spring 1998, p. 102, published Jun. 1997.

Nike Footwear Catalogue Spring 1999, p. M43, published Jun. 1998.

Nike Footwear Catalogue Spring 2004, p. M9, published Jun. 2003.

Nike Footwear Catalogue Fall 2004, p. M3, published Nov. 2003.

\* cited by examiner

*Primary Examiner*—Dominic Simone

(74) *Attorney, Agent, or Firm*—Banner & Witcoff, Ltd.

(57) **CLAIM**

The ornamental design for a portion of a shoe upper, as shown and described.

**DESCRIPTION**

FIG. 1 is a perspective view of a portion of a shoe upper showing my new design;

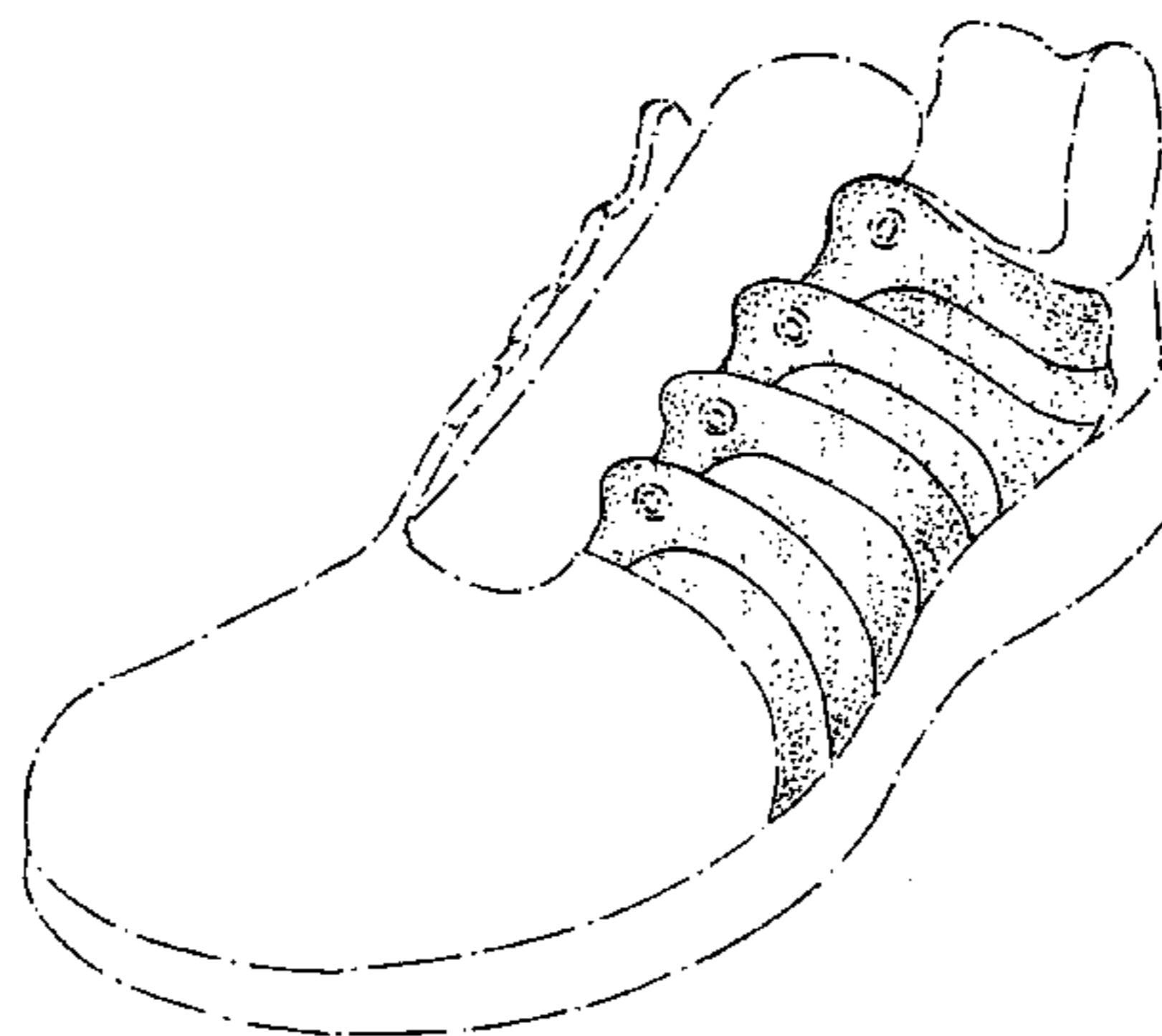
FIG. 2 is a side view of one side thereof;

FIG. 3 is a front view thereof; and,

FIG. 4 is a top view thereof.

The uneven broken line immediately adjacent to the shaded region represents an unclaimed portion of the boundary of the design. The circular eyelet elements shown in the uneven broken lines in the shaded region is for illustrative purposes only and forms no part of the claimed design. The uneven broken line showing the remainder of the shoe upper and sole is for illustrative purposes only and forms no part of the claimed design.

**1 Claim, 2 Drawing Sheets**



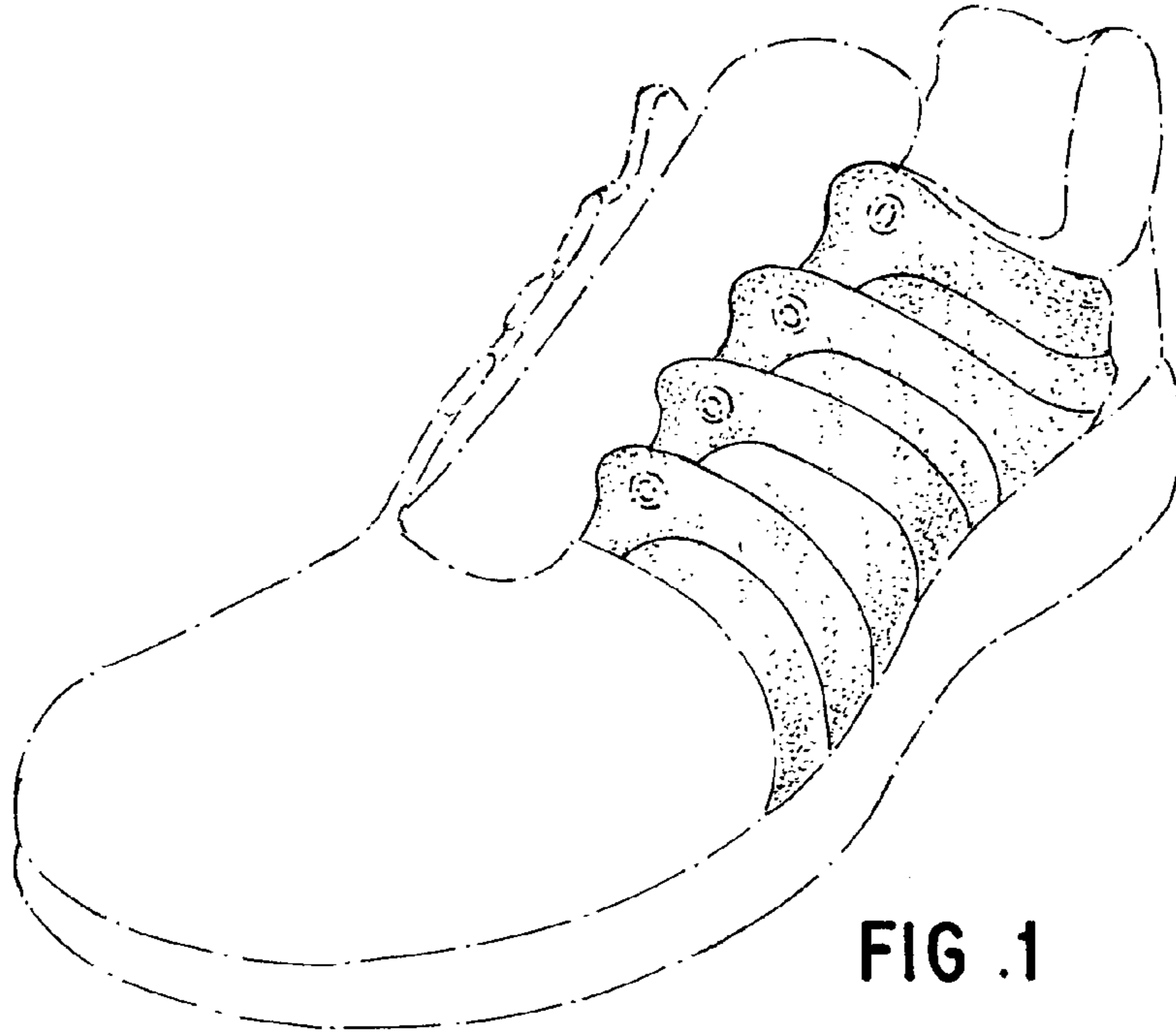


FIG. 1

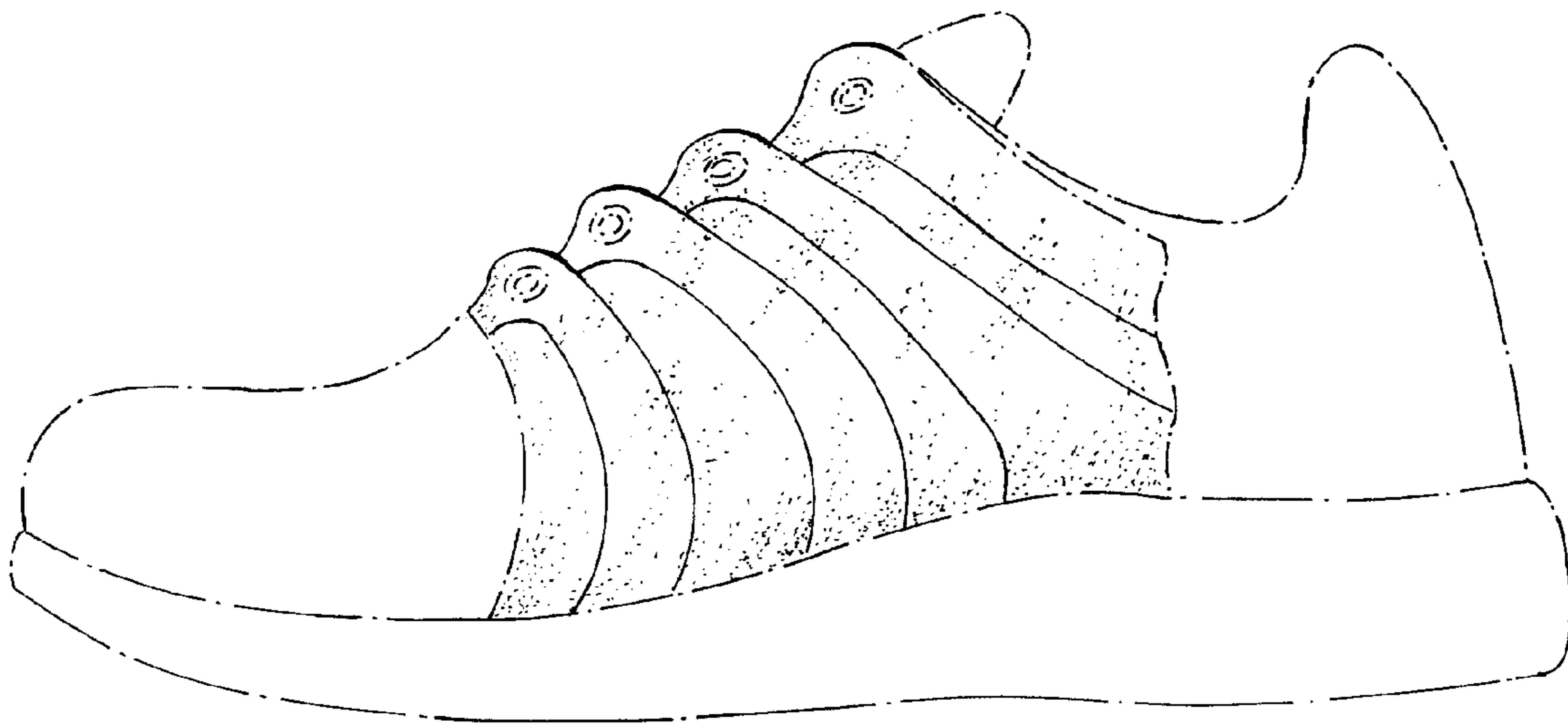


FIG. 2




FIG. 3




FIG. 4