

US00D503266S

(12) **United States Design Patent**
Schoenborn et al.

(10) **Patent No.: US D503,266 S**
(45) **Date of Patent: ** Mar. 29, 2005**

(54) **FOOTWEAR UPPER**

D496,527 S * 9/2004 Roulo D2/972

(75) Inventors: **Mary L. Schoenborn**, Rockford, MI (US); **Jon R. Munns**, Portland, OR (US)

(73) Assignee: **Wolverine World Wide, Inc.**, Rockford, MI (US)

(**) Term: **14 Years**

(21) Appl. No.: **29/206,473**

(22) Filed: **Jun. 1, 2004**

(51) **LOC (7) Cl.** **02-99**

(52) **U.S. Cl.** **D2/969**

(58) **Field of Search** D2/896, 902, 907, D2/908, 943, 944, 969, 972-974; 36/45, 50.1, 77 M, 77 R, 83, 88, 113, 114, 126-130

(56) **References Cited**

U.S. PATENT DOCUMENTS

- D473,044 S * 4/2003 McDowell D2/972
- D482,859 S * 12/2003 Laberge D2/972
- D487,337 S * 3/2004 Rogers D2/969
- D487,623 S * 3/2004 Matis D2/969
- D487,958 S * 4/2004 Matis et al. D2/969
- D487,960 S * 4/2004 Bandini et al. D2/969
- D494,348 S * 8/2004 Selbiger D2/969

OTHER PUBLICATIONS

Merrell Spring 2004 Catalog, p 12.
Merrell Spring 2002 Catalog, pp 14, 16, 20, 21.
Merrell Spring 2001 Catalog, p 20, 38.

* cited by examiner

Primary Examiner—Dominic Simone

(74) *Attorney, Agent, or Firm*—Warner Norcross & Judd

(57) **CLAIM**

The ornamental design for footwear upper, as shown and described.

DESCRIPTION

FIG. 1 is a perspective view the footwear upper embodying the new design;

FIG. 2 is a top plan view thereof;

FIG. 3 is a right side elevational view thereof;

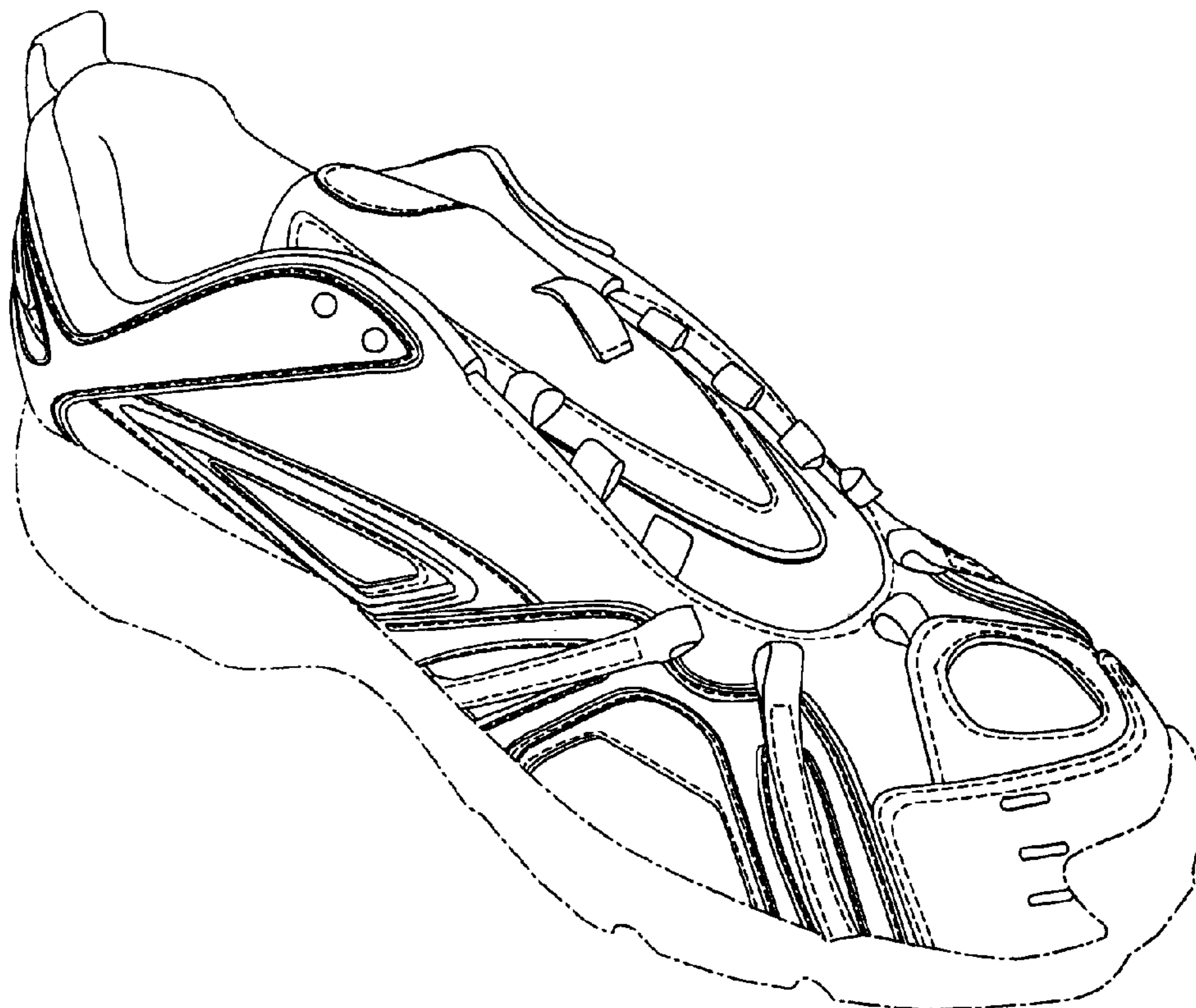
FIG. 4 is a left side elevational view thereof;

FIG. 5 is a front elevational view thereof; and,

FIG. 6 is a rear elevational view thereof.

FIGS. 1-6 show a sole in broken lines. The sole is shown for environmental purposes and does not form any part of the claimed design.

1 Claim, 4 Drawing Sheets



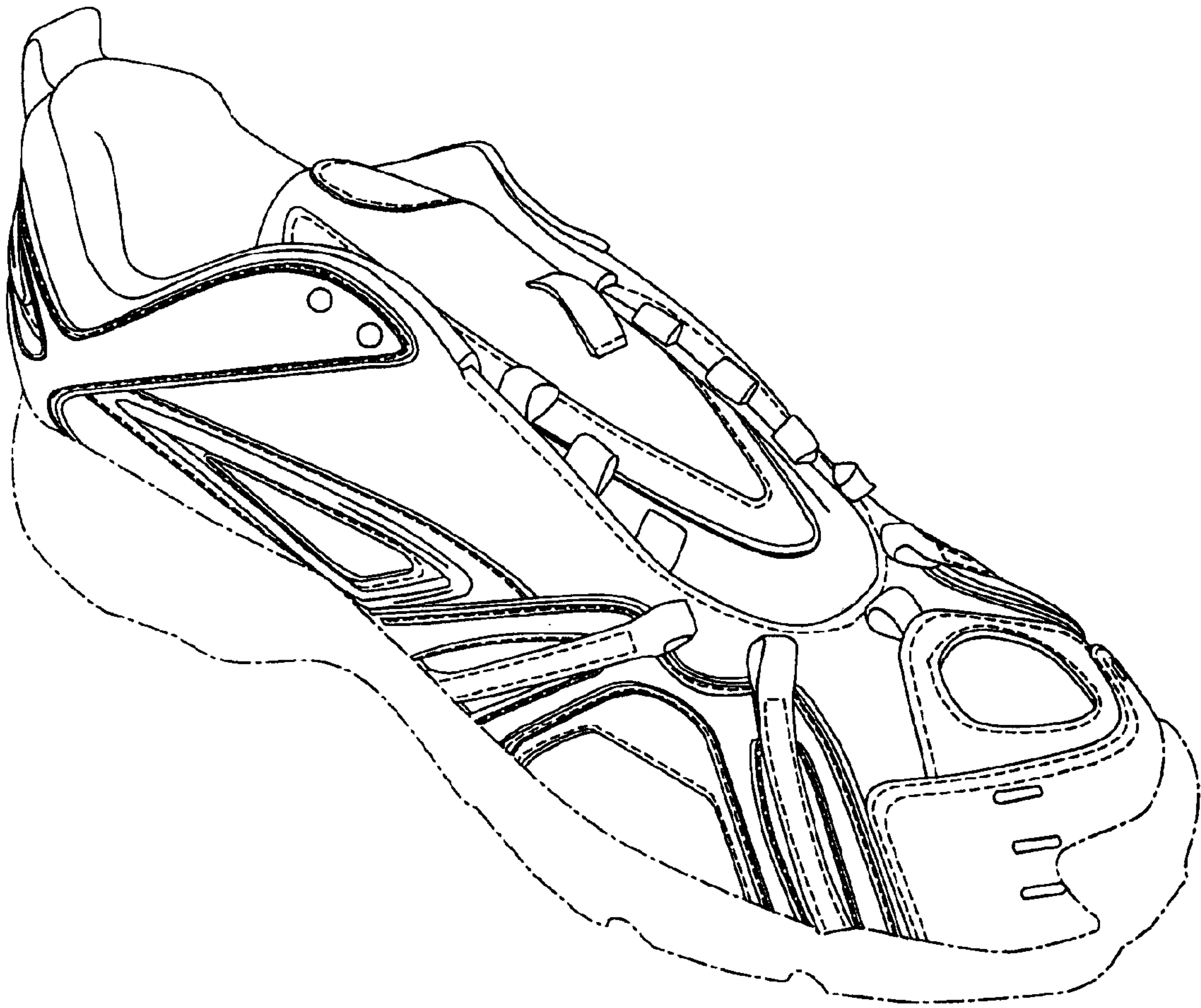


Fig.1

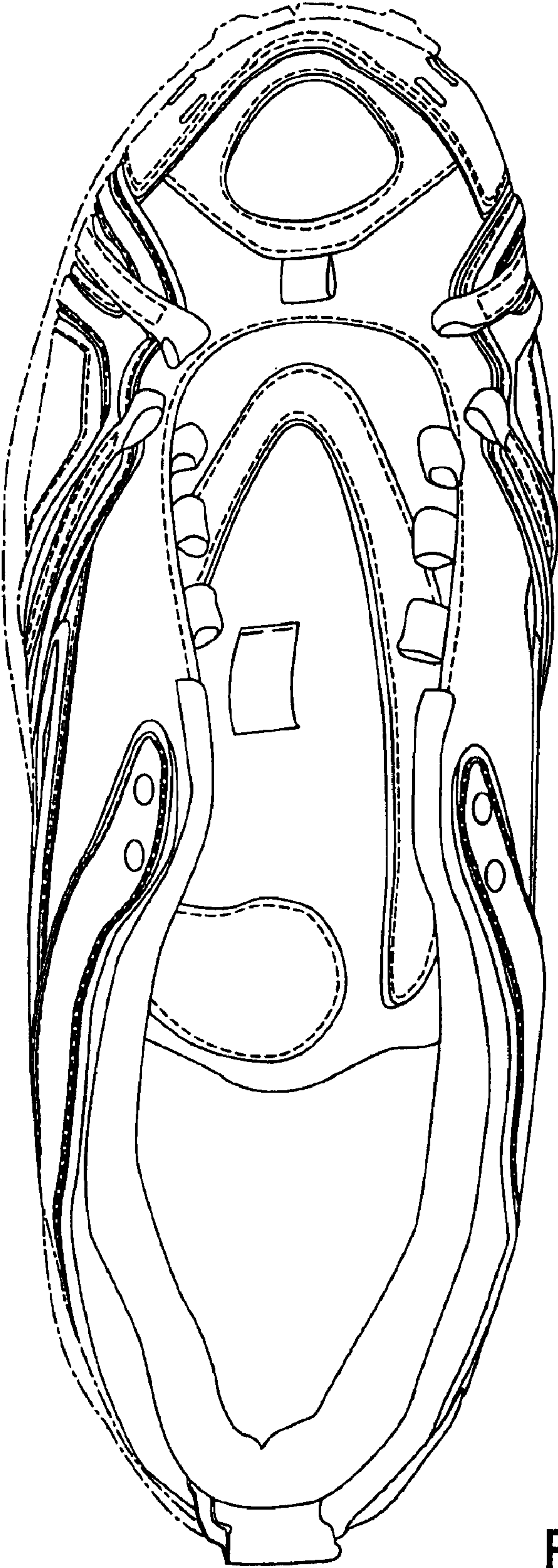


Fig.2




Fig.3




Fig.4

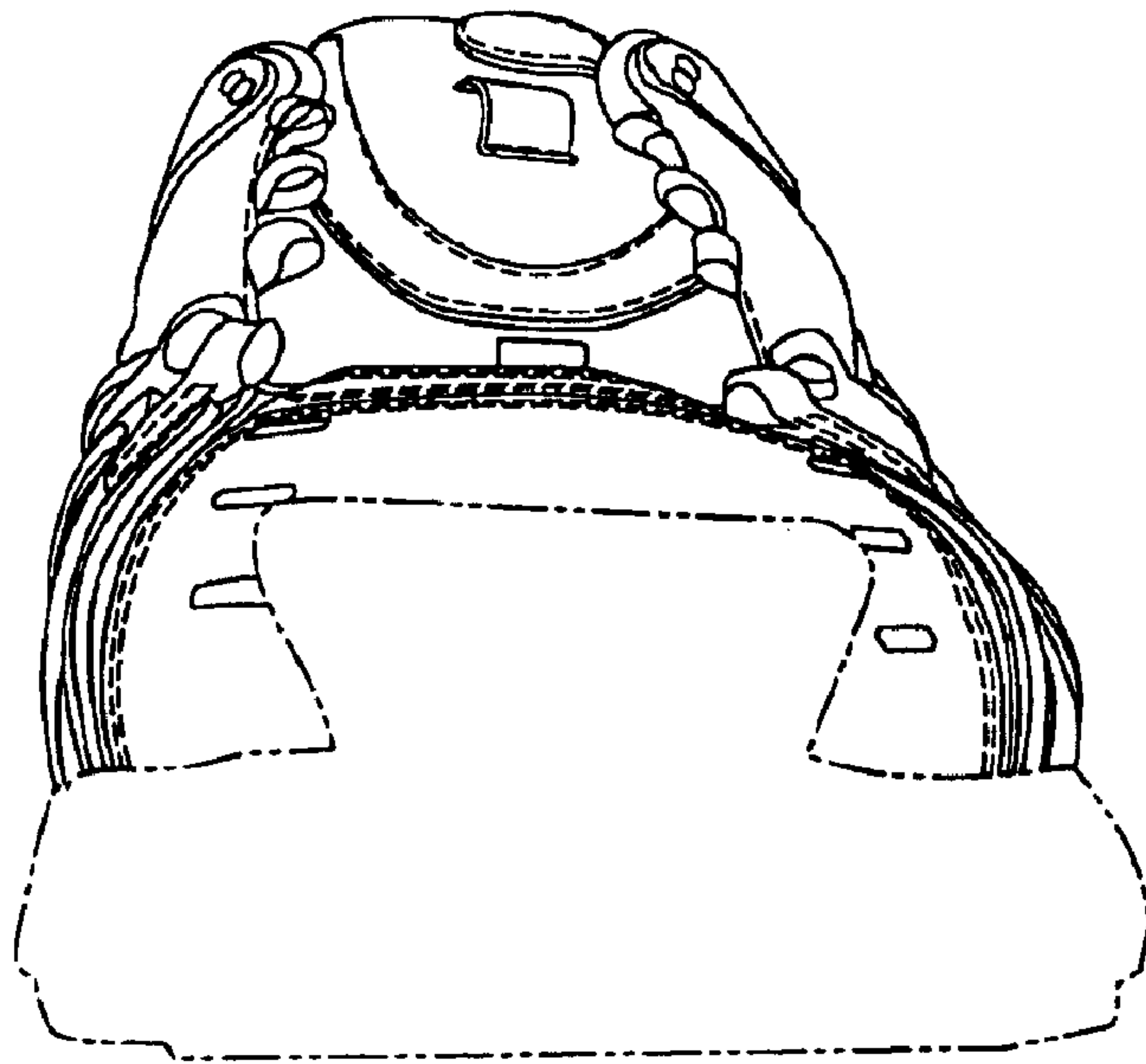


Fig.5

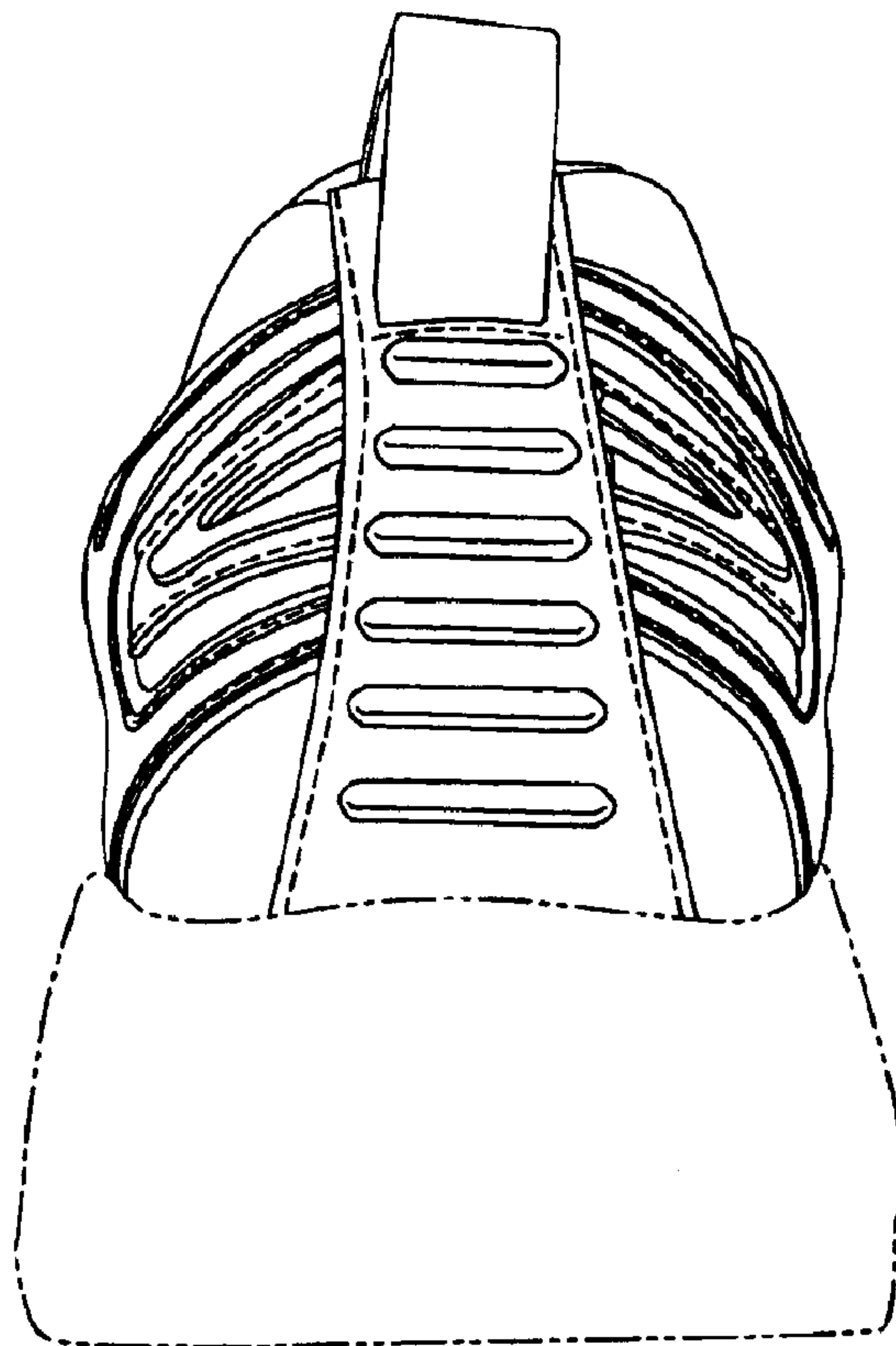


Fig.6