

US00D503257S

(12) **United States Design Patent** (10) **Patent No.:** **US D503,257 S**
Jia et al. (45) **Date of Patent:** **** Mar. 29, 2005**

(54) **DOG CHEW**

D348,547 S 7/1994 O'Rourke
D348,959 S 7/1994 Lawson

(75) Inventors: **Tiandong Jia**, Somerset, NJ (US);
Sharon McNamara, Kinnelon, NJ
(US); **Robert Sulikowski**, Lumberton,
NC (US)

(Continued)

FOREIGN PATENT DOCUMENTS

(73) Assignee: **The Hartz Mountain Corporation**,
Secaucus, NJ (US)

GB 2016424 1/1992
GB 2026305 3/1993
GB 2043656 3/1995

(**) Term: **14 Years**

Primary Examiner—Pamela Burgess

(21) Appl. No.: **29/192,685**

(74) *Attorney, Agent, or Firm*—Jeffrey M. Kaden; Gottlieb,
Rackman & Reisman, P.C.

(22) Filed: **Oct. 27, 2003**

(57) **CLAIM**

(51) **LOC (7) Cl.** **01-06**

The ornamental dog chew, as shown and described.

(52) **U.S. Cl.** **D1/199; D1/106; D30/160**

DESCRIPTION

(58) **Field of Search** D1/199, 106, 127–128;
D30/160; D21/386; 426/132, 104, 635,
805, 92; 119/706–711

FIG. 1 is a perspective view of a dog chew showing our new design;

FIG. 2 is a top plan view thereof

FIG. 3 is a side elevational view thereof;

FIG. 4 is a front elevational view thereof;

FIG. 5 is a bottom plan view thereof;

FIG. 6 is a perspective view of a second embodiment of a dog chew showing our new design;

FIG. 7 is a top plan view thereof

FIG. 8 is a side elevational view thereof;

FIG. 9 is a front elevational view thereof;

FIG. 10 is a bottom plan view thereof;

FIG. 11 is a perspective view of a third embodiment of a dog chew showing our new design;

FIG. 12 is a top plan view thereof

FIG. 13 is a side elevational view thereof;

FIG. 14 is a front elevational view thereof;

FIG. 15 is a bottom plan view thereof;

FIG. 16 is a perspective view of a fourth embodiment of a dog chew showing our new design;

FIG. 17 is a top plan view thereof

FIG. 18 is a side elevational view thereof;

FIG. 19 is a front elevational view thereof; and,

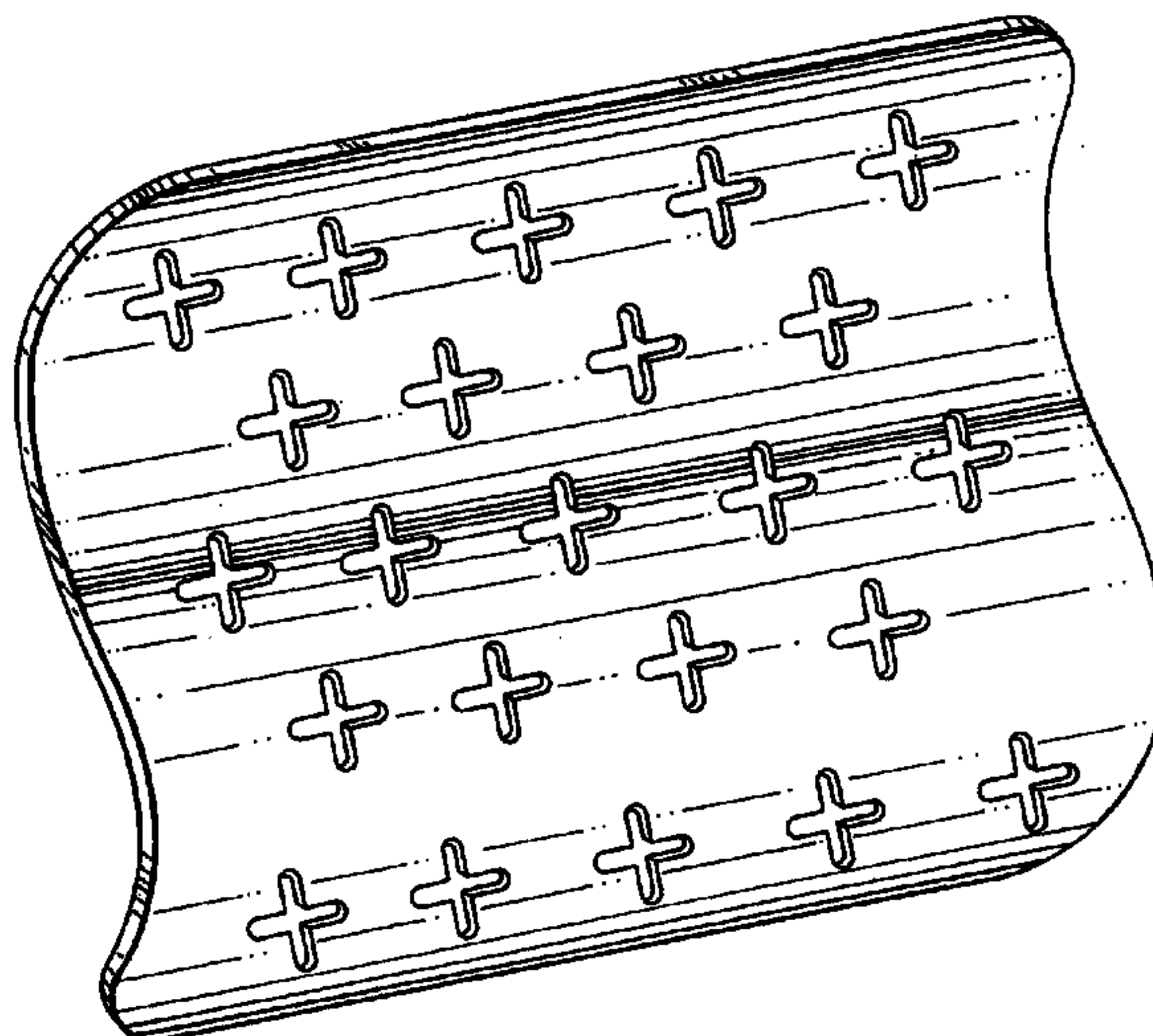
FIG. 20 is a bottom plan view thereof.

(56) **References Cited**

U.S. PATENT DOCUMENTS

2,988,045 A	6/1961	Fisher	
D197,595 S	3/1964	Savitt	
D202,330 S	9/1965	Fisher	
D202,332 S	9/1965	Fisher	
D207,167 S	3/1967	Fisher	
3,368,528 A	2/1968	Ganoe	
3,441,001 A *	4/1969	Fisher	119/709
D277,235 S *	1/1985	Arend	D1/199
D302,622 S	8/1989	Spanier	
D303,727 S	10/1989	Spanier	
D303,728 S	10/1989	Spanier	
D304,385 S	11/1989	Spiel	
D305,950 S	2/1990	Spiel	
D305,951 S	2/1990	Spiel	
D305,952 S	2/1990	Spanier	
D312,515 S	11/1990	Hall	
D337,398 S	7/1993	Axelrod	
D338,993 S	9/1993	Lilly	
D343,262 S	1/1994	Axelrod	
D343,930 S	2/1994	Garcia	
D346,048 S	4/1994	Jandebeur	

1 Claim, 8 Drawing Sheets



US D503,257 S

Page 2

U.S. PATENT DOCUMENTS

D355,746 S	2/1995	O'Rourke	6,044,800 A	4/2000	Kubo
D356,879 S	3/1995	O'Rourke	D427,391 S	6/2000	Gill
D357,770 S	4/1995	Rodriguez	D427,416 S	7/2000	Frudakis
D358,007 S	5/1995	Axelrod	D428,136 S	7/2000	Cady
5,467,741 A	11/1995	O'Rourke	D433,778 S	11/2000	Axelrod
D371,645 S	7/1996	Lawson	6,250,254 B1	6/2001	Weinacker
D383,886 S *	9/1997	Baumgartner D1/199	6,277,420 B1	8/2001	Andersen
5,673,653 A	10/1997	Sherrill	D450,894 S	11/2001	Suchowski
D399,612 S	10/1998	Weinacker	D451,651 S	12/2001	Kaplan
D407,185 S	3/1999	Marcks	D453,242 S	1/2002	Kaplan
D422,761 S	4/2000	Zalevsky	D453,980 S	2/2002	Shoemaker

* cited by examiner

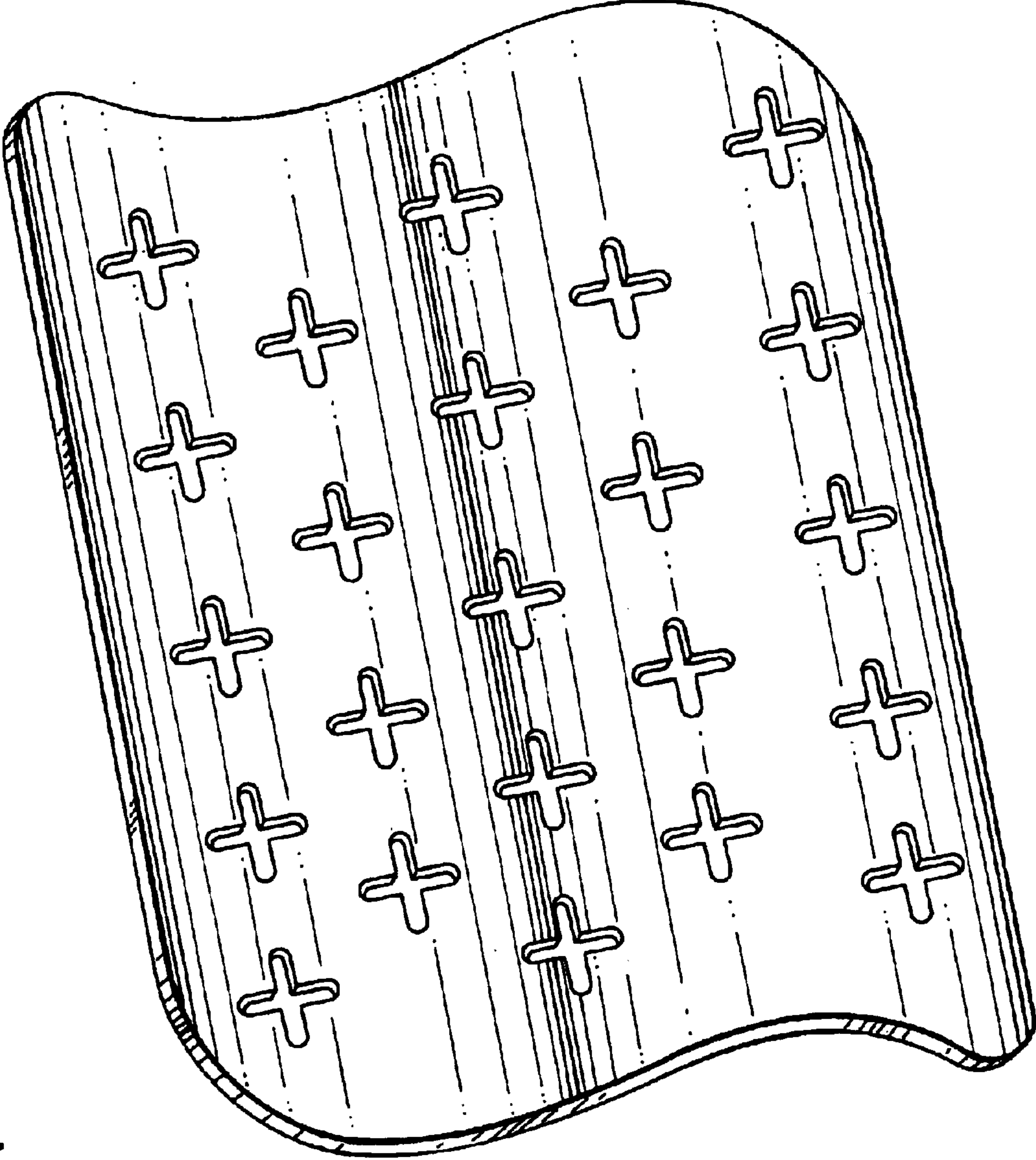


FIG. 1

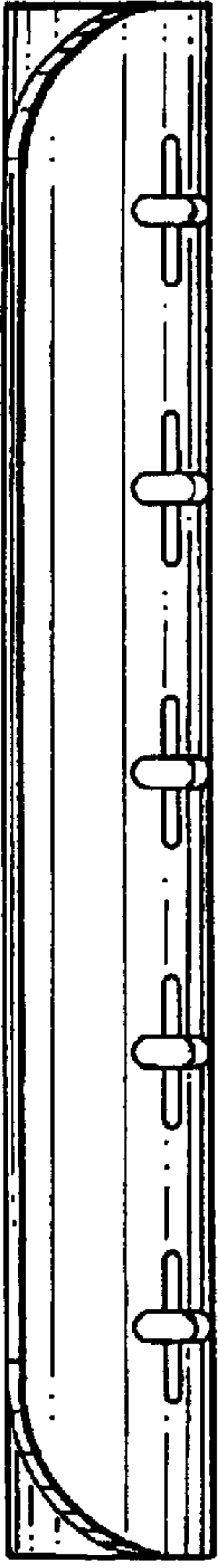


FIG. 2

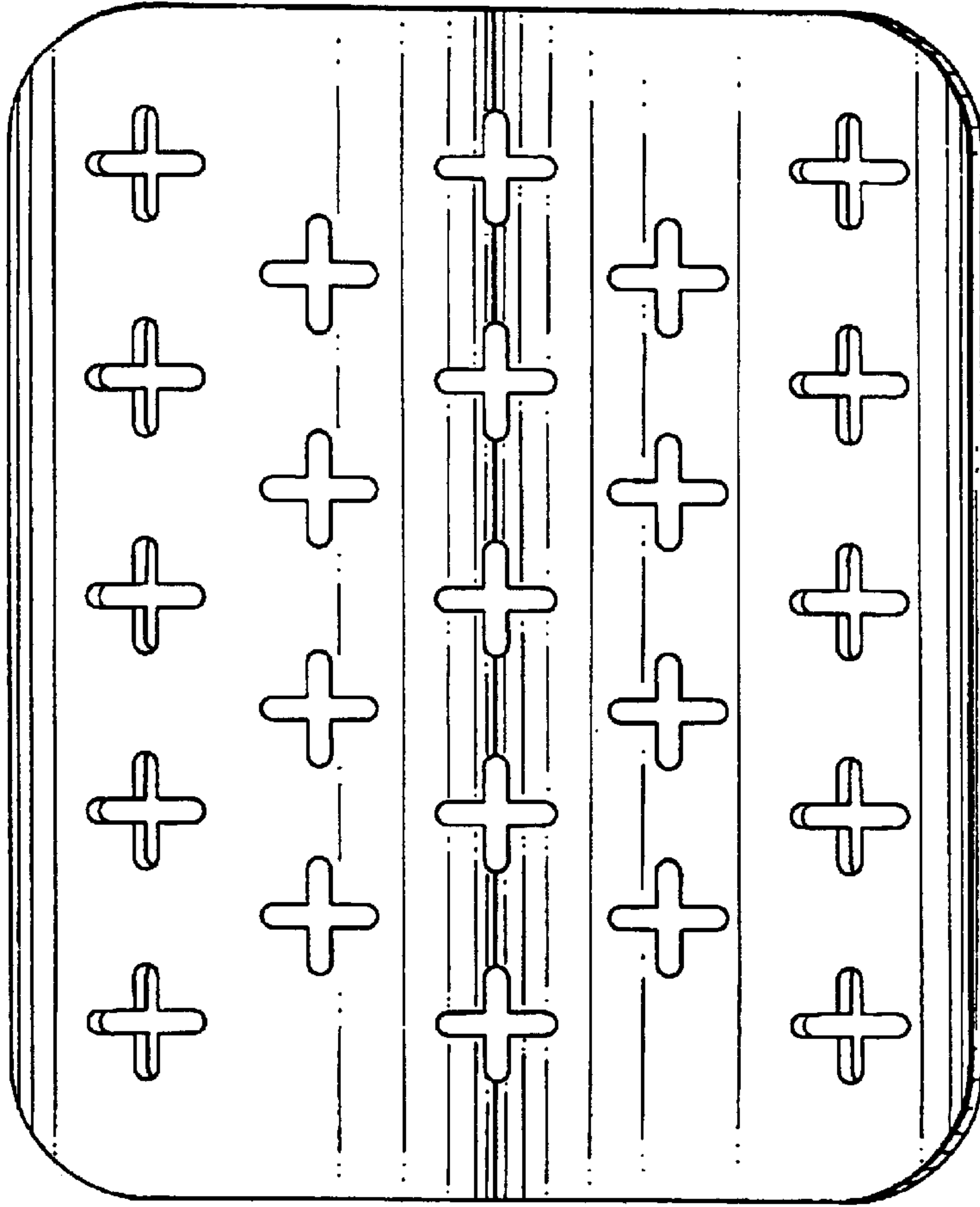


FIG. 4

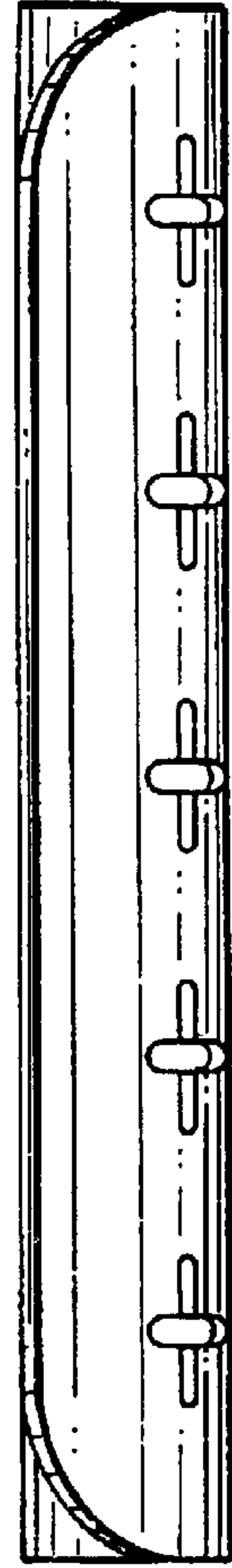


FIG. 5

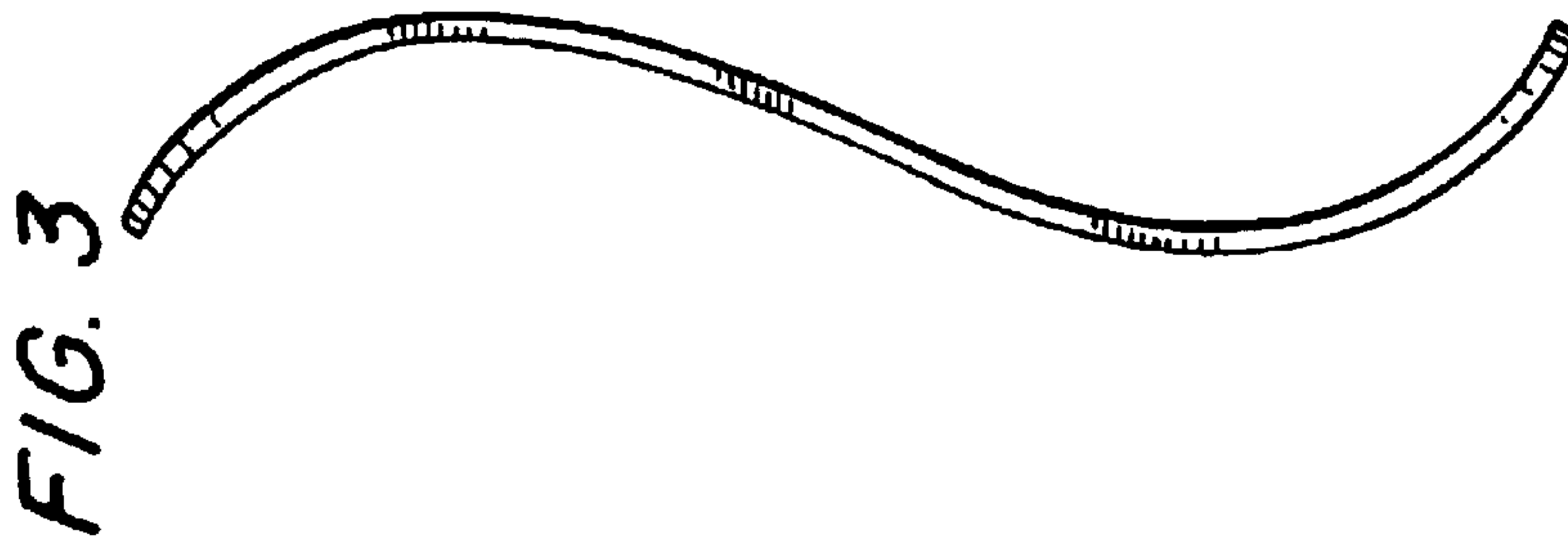


FIG. 3




FIG. 6




FIG. 7




FIG. 9




FIG. 10

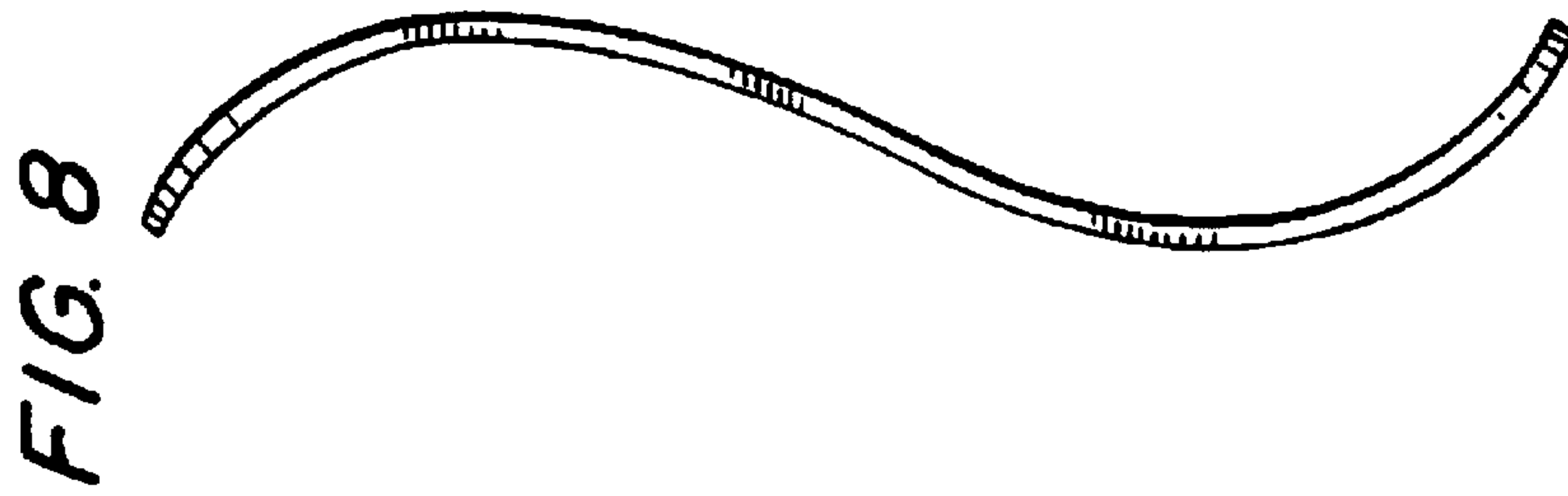


FIG. 8




FIG. 11




FIG. 12

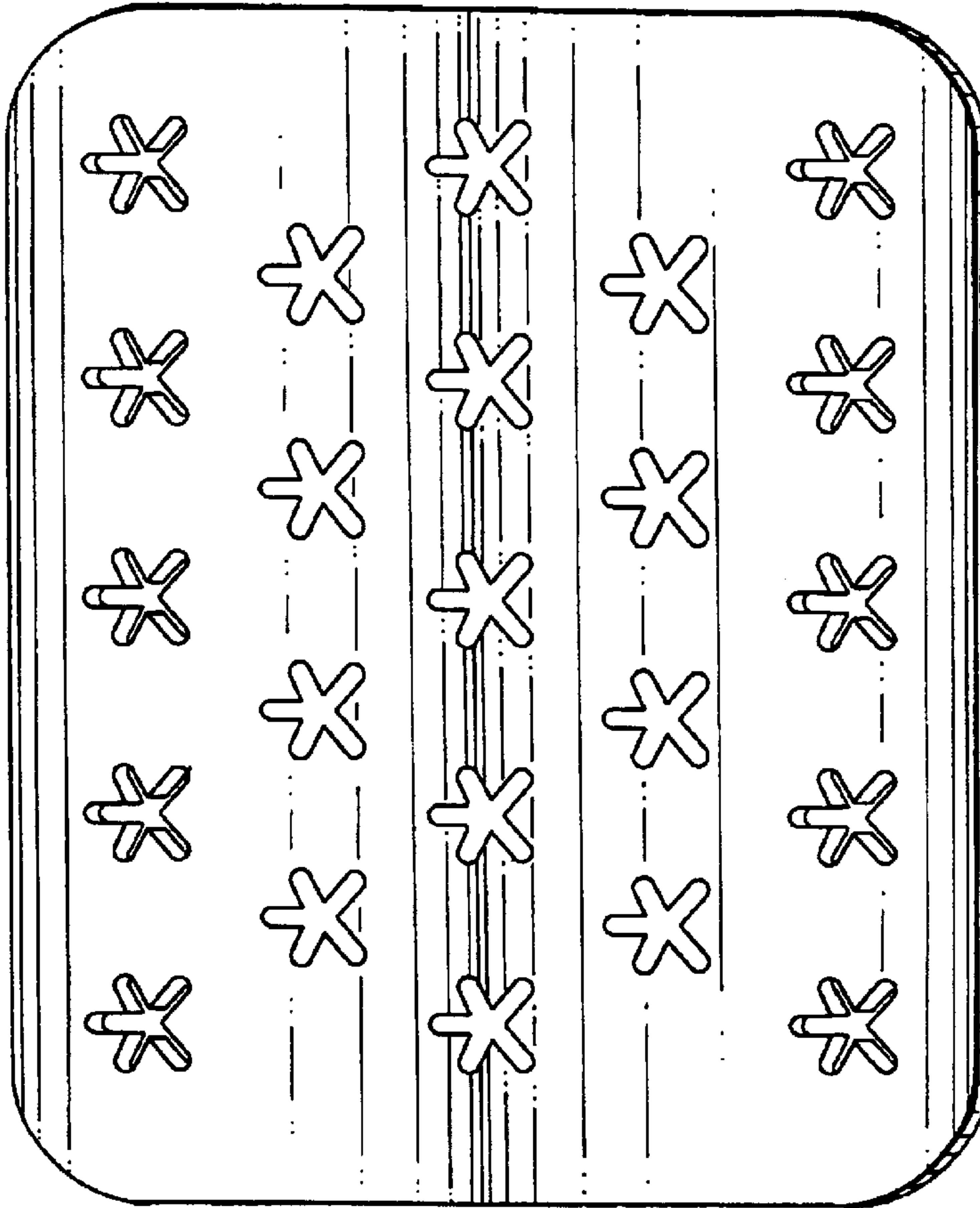


FIG. 14

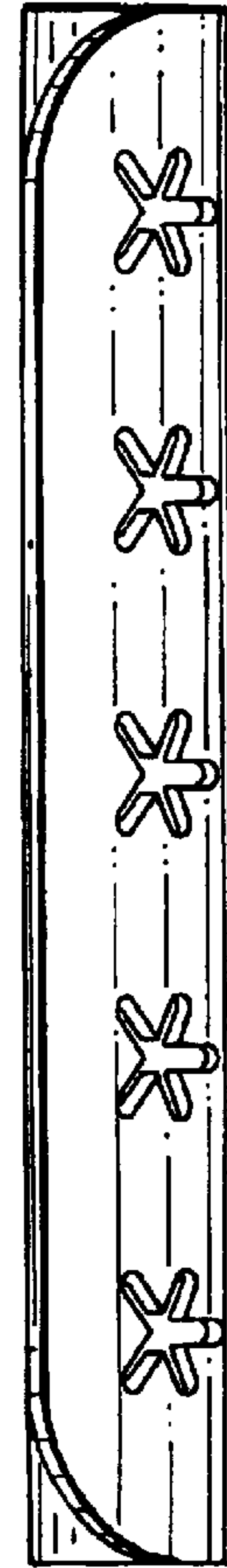


FIG. 15

FIG. 13






FIG. 16




FIG. 17




FIG. 19




FIG. 20

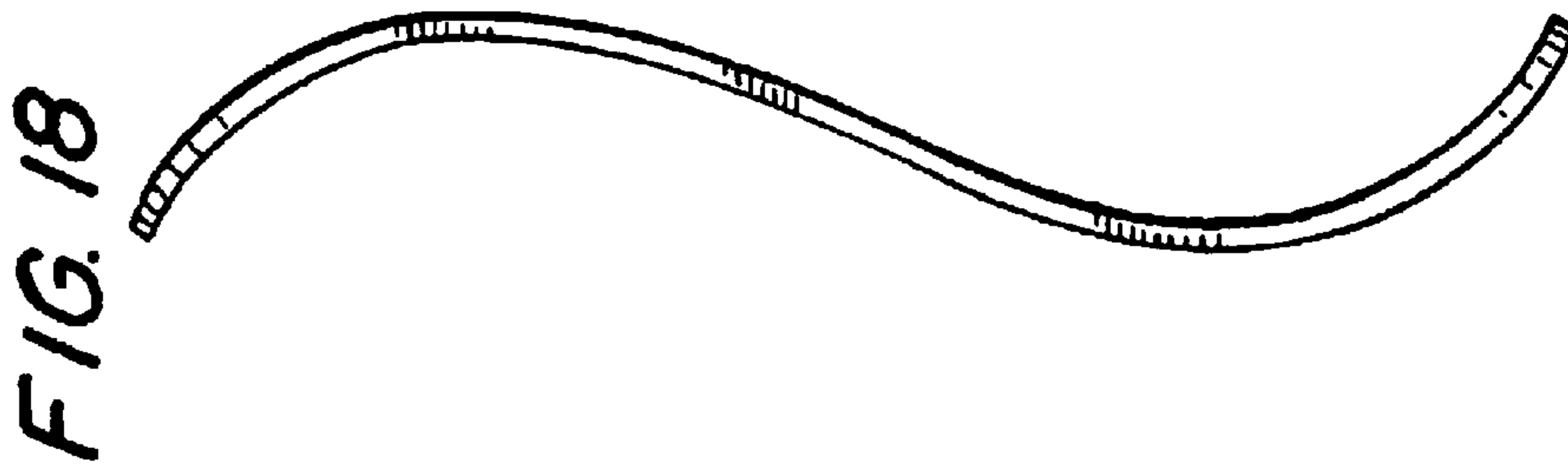


FIG. 18