

US00D503231S

(12) **United States Design Patent**  
**Daugherty**

(10) **Patent No.:** **US D503,231 S**  
(45) **Date of Patent:** **\*\* Mar. 22, 2005**

(54) **BEDSIDE MATTRESS-CLAMPING  
INTRAVENOUS LINE ORGANIZER AND  
IDENTIFIER**

D406,749 S \* 3/1999 Selk ..... D8/356  
D442,471 S \* 5/2001 Willett ..... D8/354

\* cited by examiner

(76) Inventor: **Jason M. Daugherty**, P.O. Box 696,  
Caryville, TN (US) 37714

*Primary Examiner*—Louis S. Zarfes  
*Assistant Examiner*—Daniel Yu

(\*\*) Term: **14 Years**

(74) *Attorney, Agent, or Firm*—Donald R. Schoonover

(21) Appl. No.: **29/192,902**

(57) **CLAIM**

(22) Filed: **Oct. 31, 2003**

I claim the ornamental design for a bedside mattress-clamping intravenous line organizer and identifier, as shown and described.

(51) **LOC (7) Cl.** ..... **24-04**

(52) **U.S. Cl.** ..... **D24/128; D8/354**

(58) **Field of Search** ..... D8/71, 349, 354,  
D8/356, 363, 366, 373, 380, 396; D24/128;  
248/121, 300, 68.1; 5/503.1; 211/85.13,  
70.1

**DESCRIPTION**

(56) **References Cited**

**U.S. PATENT DOCUMENTS**

4,141,524	A	*	2/1979	Corvese, Jr.	.....	248/70
D260,850	S	*	9/1981	Greenblatt	.....	D24/128
D263,624	S	*	3/1982	Stenzler et al.	.....	D24/128
4,988,062	A	*	1/1991	London	.....	248/68.1
5,163,914	A		11/1992	Abel		
5,224,674	A		7/1993	Simons		
5,341,802	A		8/1994	Calebaugh		
5,374,074	A		12/1994	Smith		
5,427,338	A		6/1995	Garrett et al.		

FIG. 1 is a perspective view of a bedside mattress-clamping intravenous line organizer and identifier showing my new design;

FIG. 2 is a front elevational view thereof;

FIG. 3 is a rear elevational view thereof;

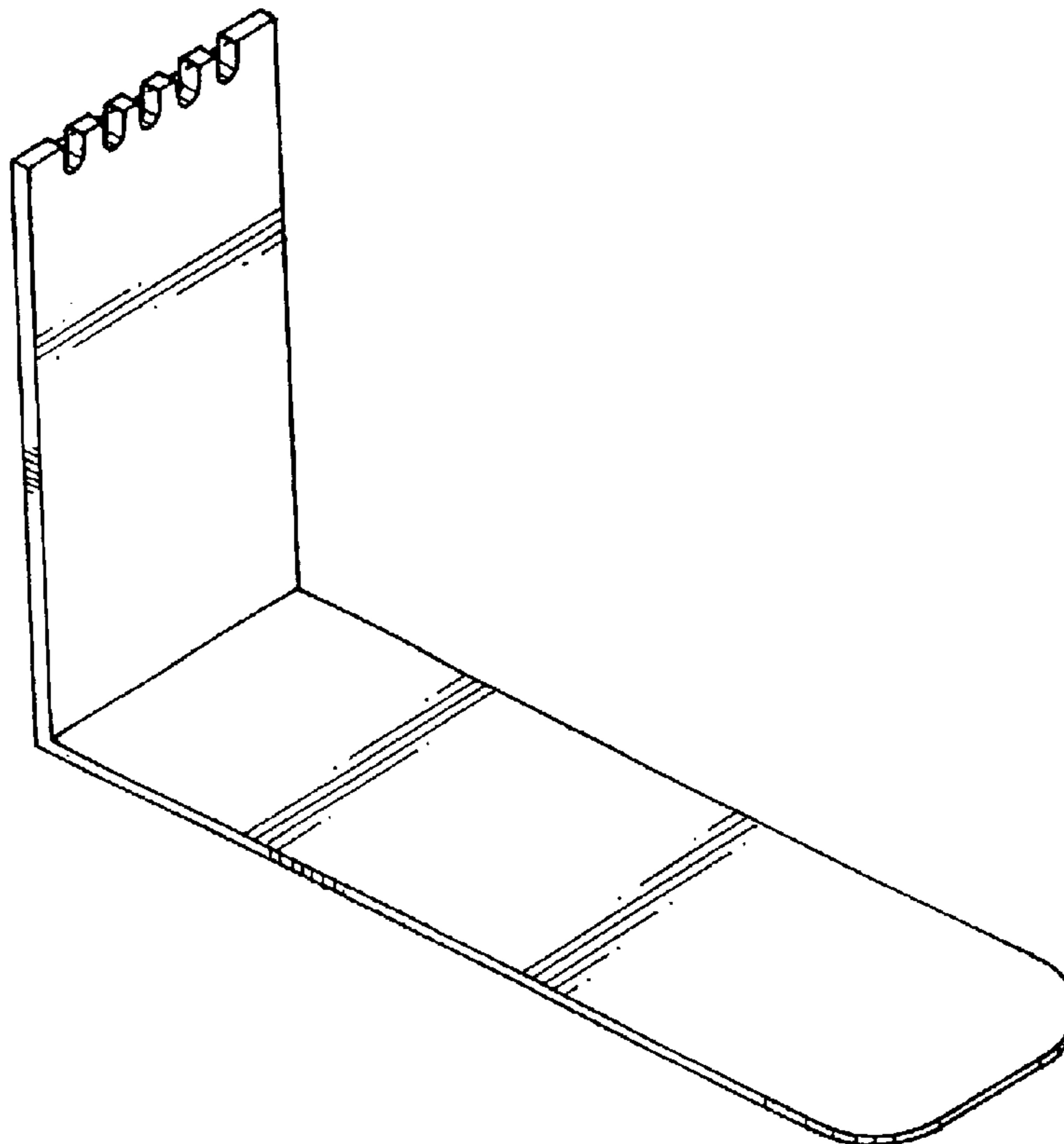
FIG. 4 is a right side elevational view thereof, the left side elevational view being a mirror image thereof;

FIG. 5 is a top plan view thereof; and

FIG. 6 is a bottom plan view thereof; and,

FIG. 7 is a reduced perspective view showing the bedside mattress-clamping intravenous line organizer and identifier in use; the broken lines depict environmental structure for illustrative purposes only and form no part of the claimed design.

**1 Claim, 4 Drawing Sheets**



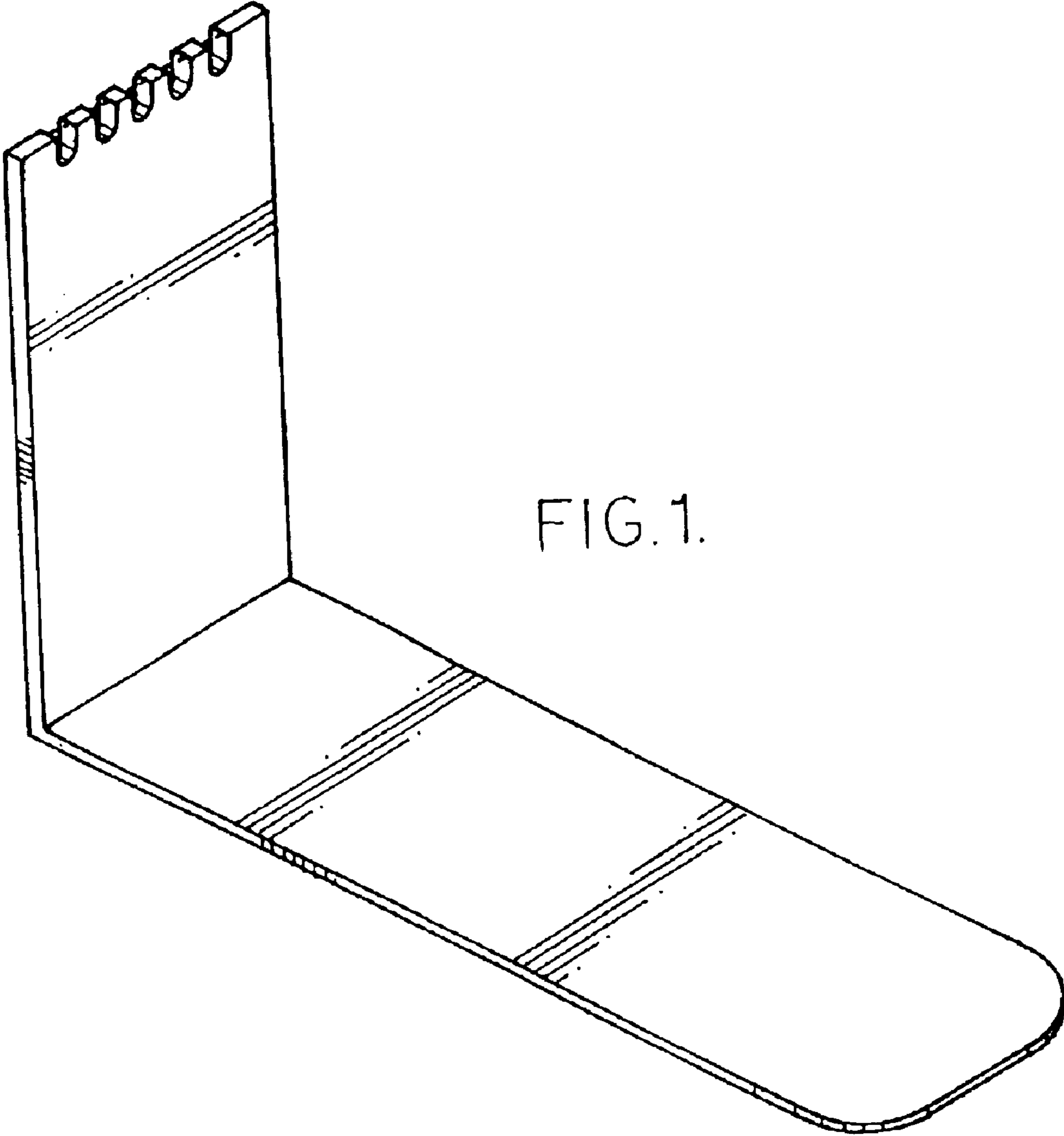


FIG. 1.




FIG. 3.

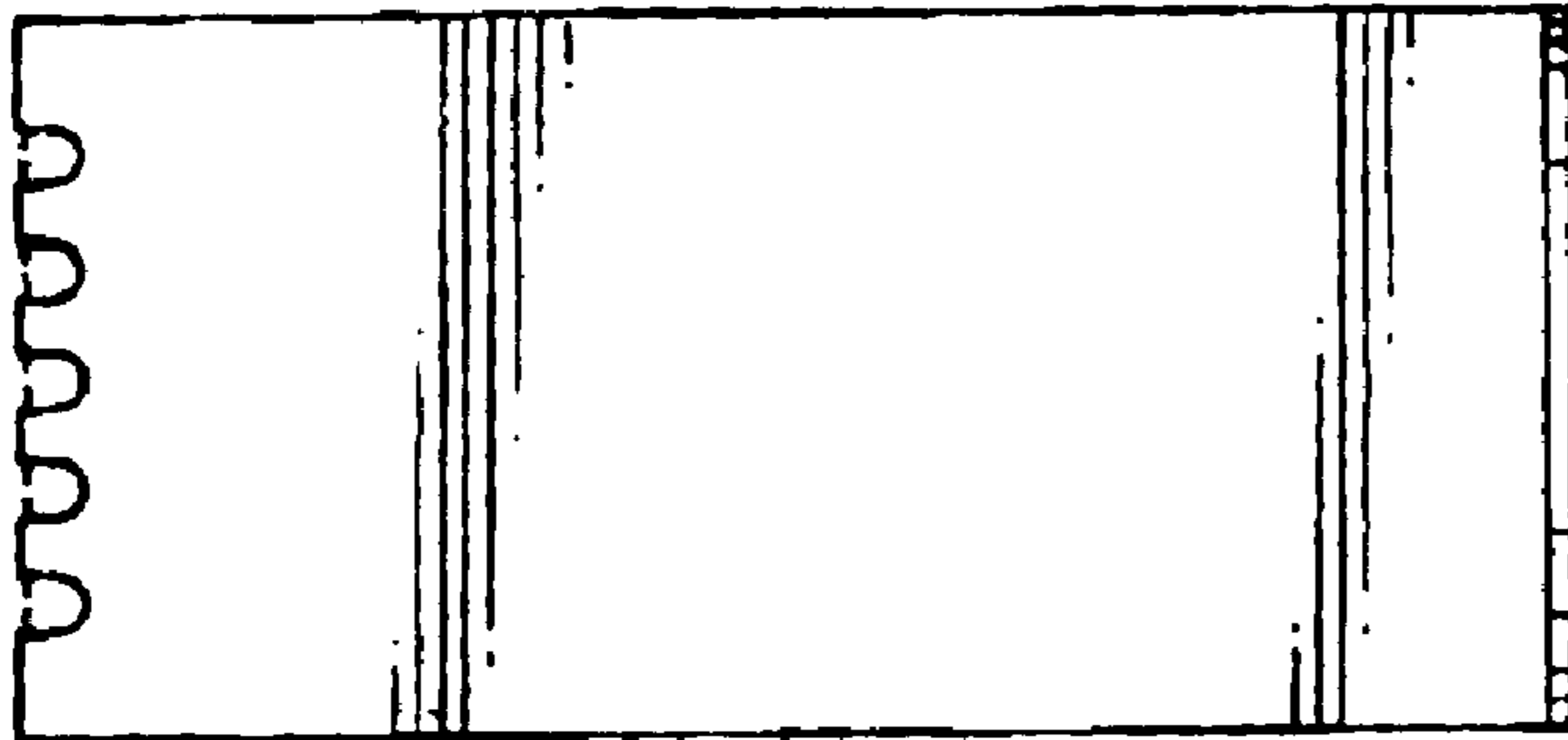


FIG. 2.

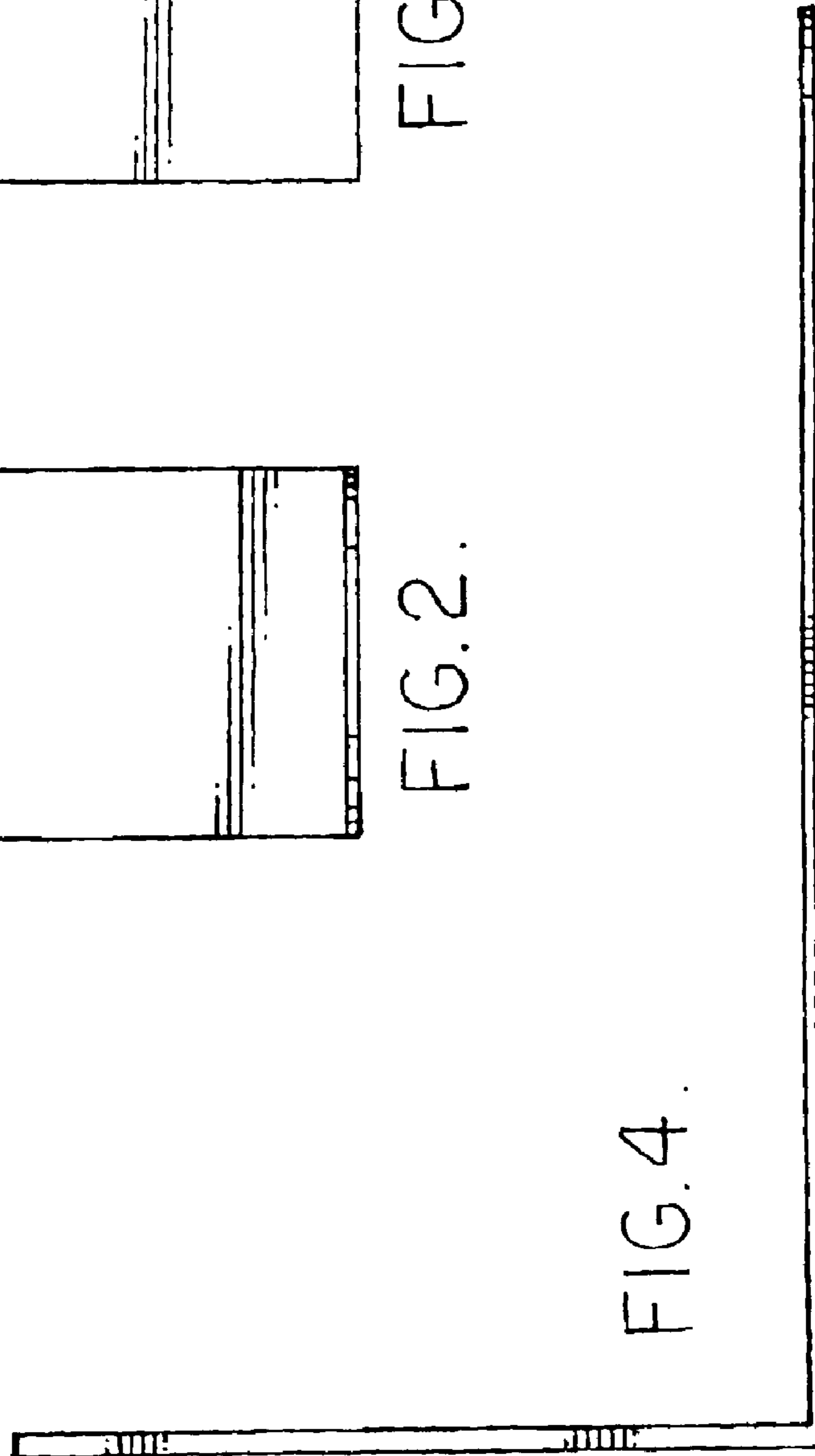


FIG. 4.

FIG. 5.





FIG. 6.



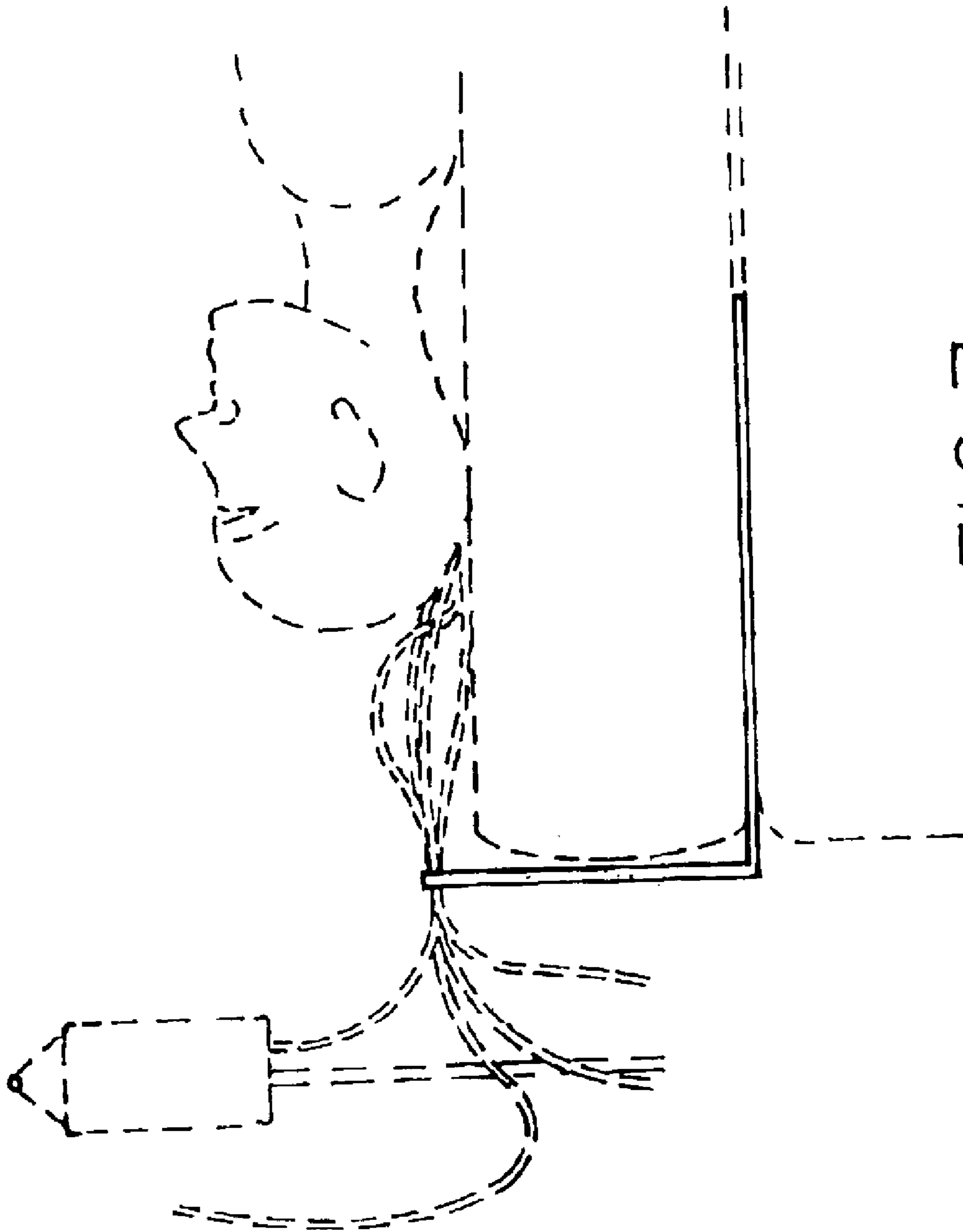


FIG. 7.