

US00D503230S

(12) **United States Design Patent**  
**Christianson et al.**

(10) **Patent No.:** **US D503,230 S**  
(45) **Date of Patent:** **\*\* Mar. 22, 2005**

(54) **TOPSHEET PATTERN FOR A SANITARY NAPKIN**

D448,846 S \* 10/2001 Page et al. .... D24/125  
D493,525 S \* 7/2004 Chen ..... D24/125  
D496,100 S \* 9/2004 Ecker ..... D24/125

(75) Inventors: **Jeanie Christianson**, Blue Ash, OH (US); **Bernd Amstadt**, Mainz-Kostheim (DE)

\* cited by examiner

(73) Assignee: **The Procter & Gamble Company**, Cincinnati, OH (US)

*Primary Examiner*—Louis S. Zarfaz  
*Assistant Examiner*—John Windmuller  
(74) *Attorney, Agent, or Firm*—Michael S. Kolodesh; Kevin C. Johnson

(\*\*) Term: **14 Years**

(57) **CLAIM**

(21) Appl. No.: **29/191,029**

The ornamental design for a topsheet pattern for a sanitary napkin, as shown and described.

(22) Filed: **Sep. 30, 2003**

(30) **Foreign Application Priority Data**

**DESCRIPTION**

Apr. 4, 2003 (GB) ..... 3012058

(51) **LOC (7) Cl.** ..... **24-04**

(52) **U.S. Cl.** ..... **D24/125**

(58) **Field of Search** ..... D24/124–126;  
604/358, 384, 385.01, 385.21, 385.22, 385.23,  
386, 387


FIG. 1 is a perspective view of a topsheet pattern for a sanitary napkin, embodying our new design;  
FIG. 2 is an end view thereof;  
FIG. 3 is an opposite end view thereof;  
FIG. 4 is a top view thereof;  
FIG. 5 is a bottom view thereof;  
FIG. 6 is a side view thereof; and,  
FIG. 7 is an opposite side thereof.

(56) **References Cited**

**U.S. PATENT DOCUMENTS**

D412,575 S \* 8/1999 Trombetta et al. .... D24/125

**1 Claim, 2 Drawing Sheets**



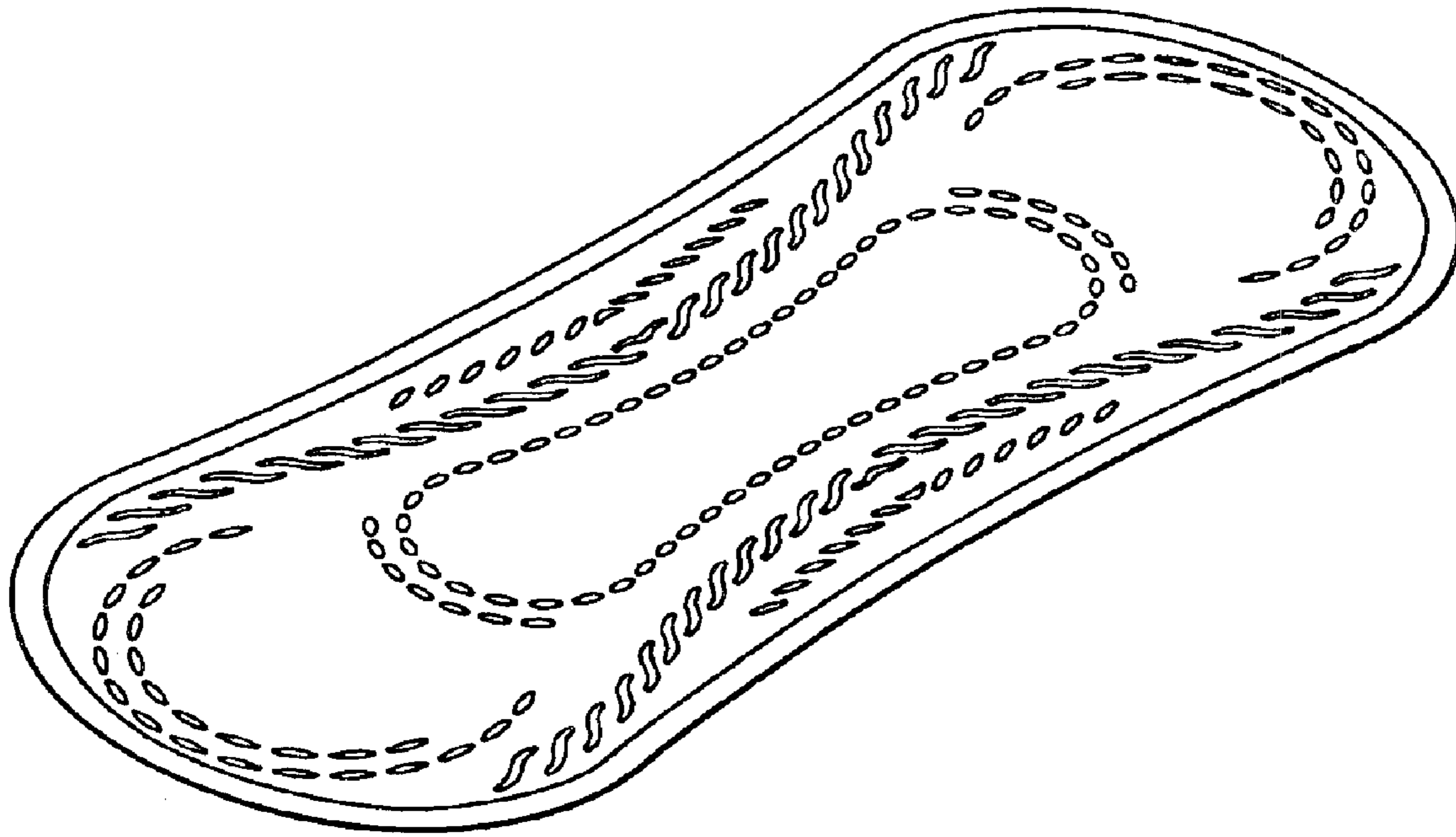


Fig.1.



Fig.2.



Fig.3.




Fig. 4.




Fig. 5.



Fig. 6.



Fig. 7.