

US00D503223S

(12) **United States Design Patent**  
**Kopf**

(10) **Patent No.:** **US D503,223 S**  
(45) **Date of Patent:** **\*\* Mar. 22, 2005**

(54) **COOLING DEVICE**

(75) **Inventor:** **Robert Kopf, Nussdorf Debant (AT)**

(73) **Assignee:** **Liebherr-Werk Lienz GmbH, Lienz (AT)**

(\*\*) **Term:** **14 Years**

(21) **Appl. No.:** **29/203,899**

(22) **Filed:** **Apr. 21, 2004**

**Related U.S. Application Data**

(62) Division of application No. 29/186,205, filed on Jul. 14, 2003, now Pat. No. Des. 496,718.

(30) **Foreign Application Priority Data**

Jan. 15, 2003 (DE) ..... 403 00 382

(51) **LOC (7) Cl.** ..... **23-04**

(52) **U.S. Cl.** ..... **D23/333**

(58) **Field of Search** ..... **D23/332-333,**  
**D23/351, 355, 359; D15/83-84; 62/262,**  
**257.4, 259.1, 260, 263, 257.9, 324.1; 312/236,**  
**101, 100**

(56) **References Cited**

**U.S. PATENT DOCUMENTS**

D319,306 S	8/1991	Yamazaki et al.
D416,993 S	11/1999	Dong et al.
D423,656 S	4/2000	De'Longhi
D439,913 S	4/2001	Jobst
D448,070 S	9/2001	De'Longhi
D448,836 S	10/2001	De'Longhi

*Primary Examiner*—Brian N Vinson

(74) *Attorney, Agent, or Firm*—Jacobson Holman PLLC

(57) **CLAIM**

The ornamental design for a cooling device, as shown and described.

**DESCRIPTION**

FIG. 1 is a front perspective view showing my new design for a cooling device,  
FIG. 2 is a left side view thereof;  
FIG. 3 is a front view thereof;  
FIG. 4 is a right side view thereof;  
FIG. 5 is a top view thereof; and,  
FIG. 6 is a rear view thereof.

**1 Claim, 6 Drawing Sheets**

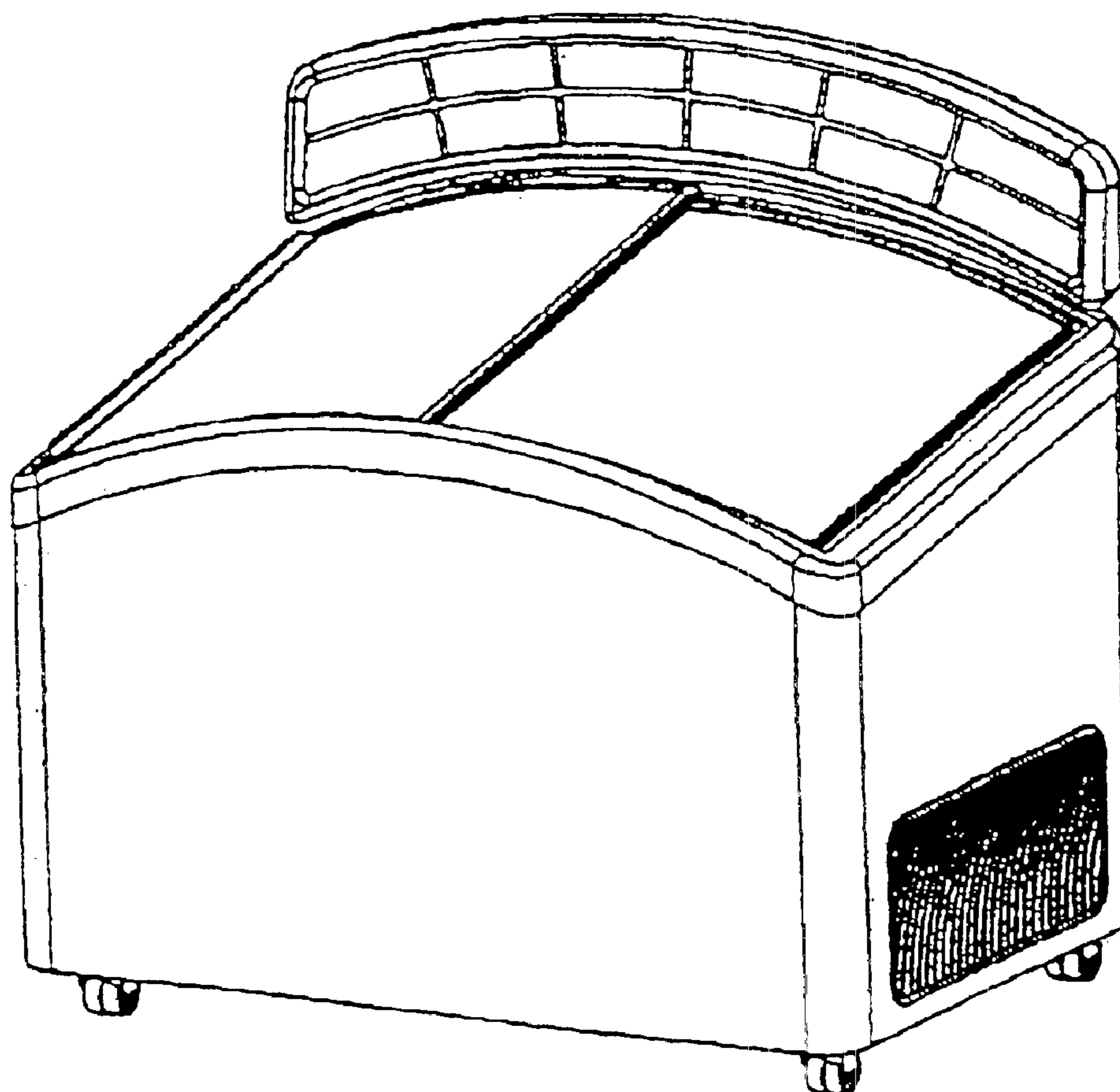


FIG. 1

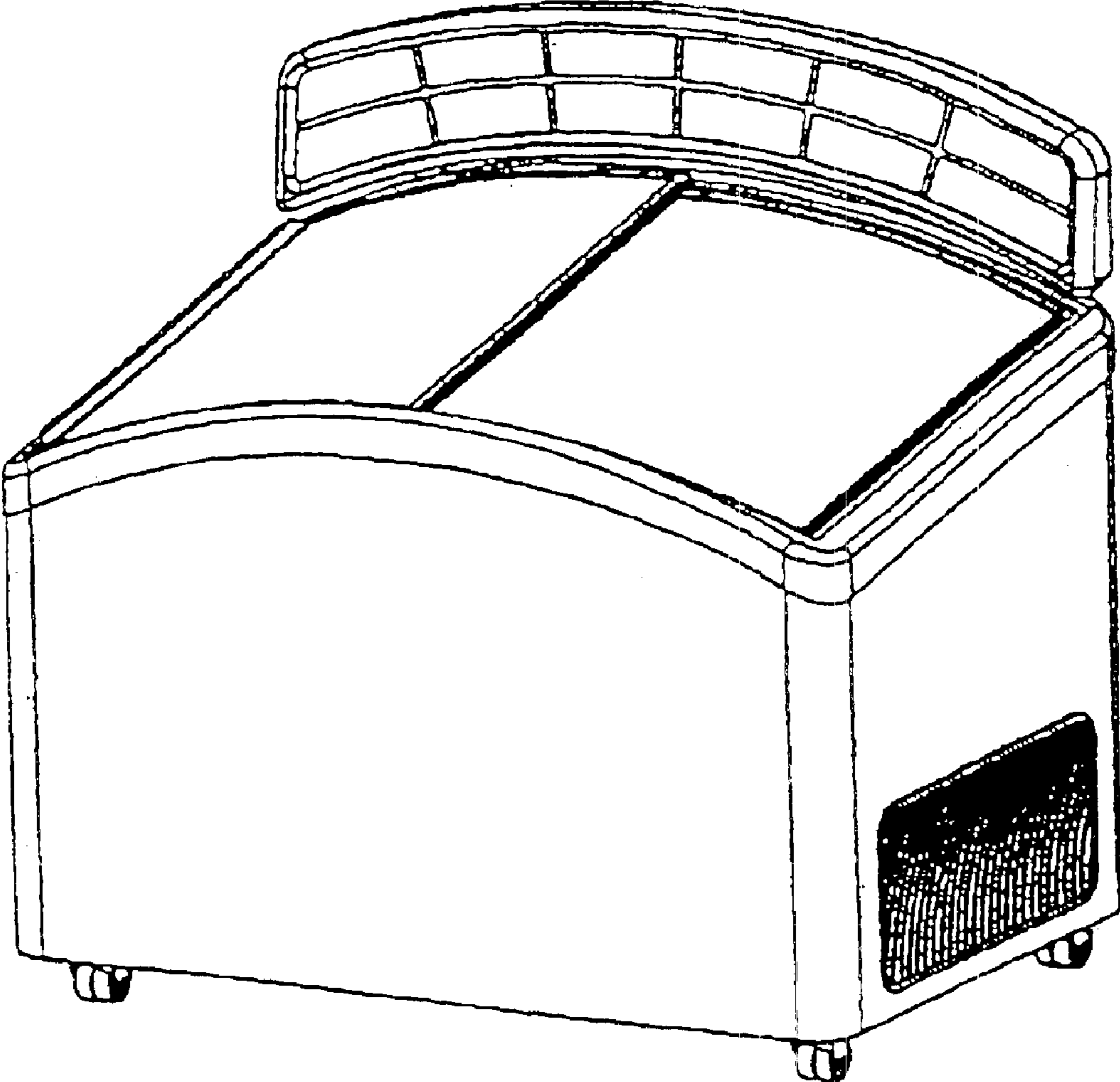


FIG. 2




FIG. 3

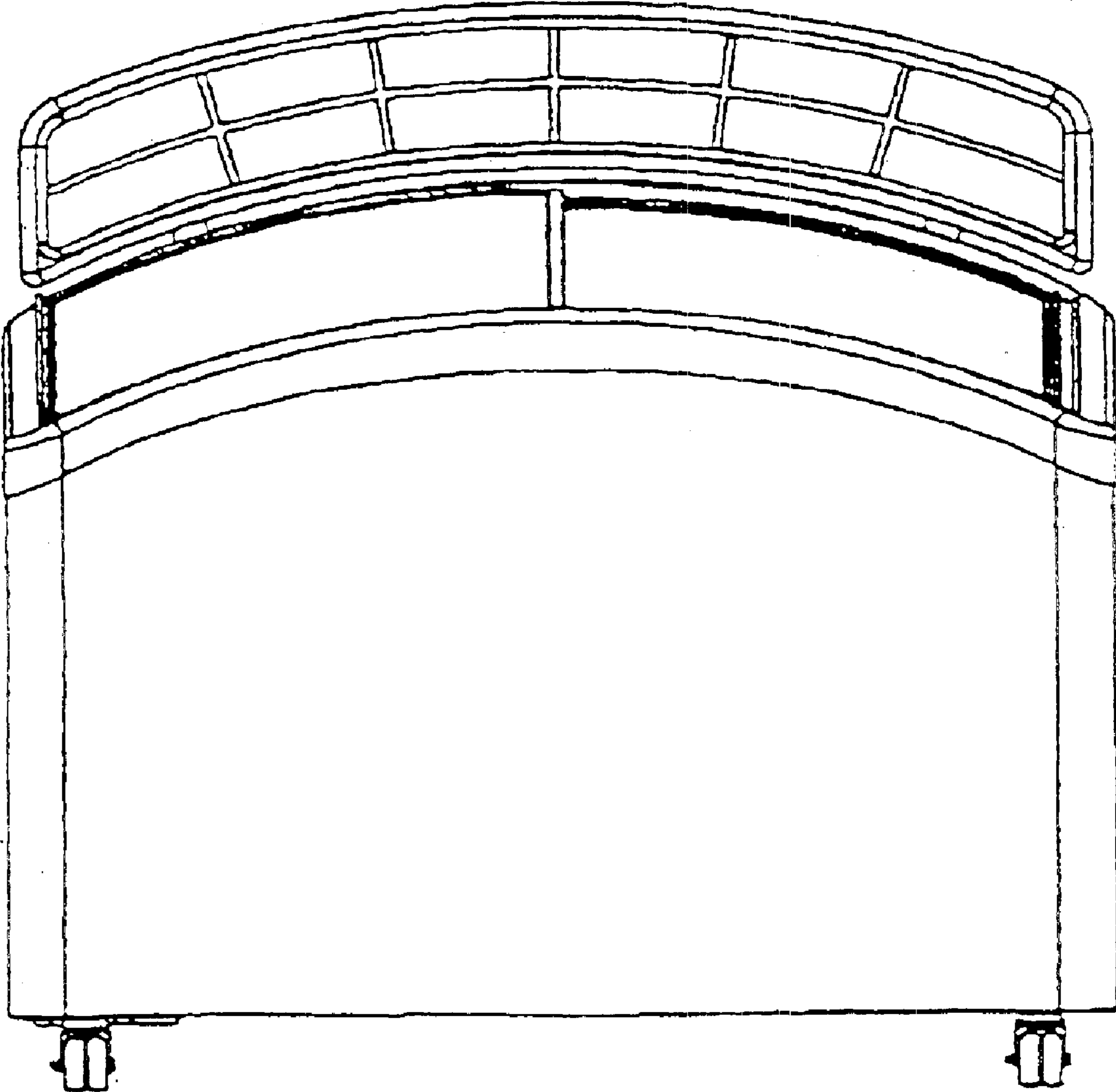


FIG. 4




FIG. 5




FIG. 6

