

US00D503210S

(12) **United States Design Patent**
Sharma

(10) **Patent No.: US D503,210 S**
(45) **Date of Patent: ** Mar. 22, 2005**

(54) **SET OF ALPHABETICAL SPARKLERS**

(75) Inventor: **Alok Sharma**, Calgary (CA)

(73) Assignee: **Alberta Ltd.**, Calgary (CA)

(**) Term: **14 Years**

(21) Appl. No.: **29/172,446**

(22) Filed: **Dec. 12, 2002**

(51) **LOC (7) Cl.** **22-03**

(52) **U.S. Cl.** **D22/112**

(58) **Field of Search** D22/112, 100,
D22/108, 111; D26/7; D11/103, 61, 203,
81; 102/335; 5/300; 246/313; 52/503

(56) **References Cited**

U.S. PATENT DOCUMENTS

228,683	A	*	6/1880	Brom	246/313
423,050	A	*	3/1890	Rink et al.	52/503
427,645	A	*	5/1890	Savage	5/300
910,755	A	*	1/1909	Welter	102/335
1,936,221	A	*	11/1933	Alder	102/335

* cited by examiner

Primary Examiner—Louis S. Zarfaz

Assistant Examiner—Melanie Levy

(74) *Attorney, Agent, or Firm*—George A. Seaby

(57) **CLAIM**

The ornamental design for a set of alphabetical sparklers, as shown and described.

DESCRIPTION

FIG. 1 is a front elevational view of the letter “A” of a set of alphabetical sparklers, the rear view being the mirror image thereof;

FIG. 2 is a top plan view thereof;

FIG. 3 is a bottom plan view thereof;

FIG. 4 is a left side elevational view thereof;

FIG. 5 is a right side elevational view thereof;

FIG. 6 is a front elevational view of the letter “B” of a set of alphabetical sparklers, the rear view being the mirror image thereof;

FIG. 7 is a top plan view thereof;

FIG. 8 is a bottom plan view thereof;

FIG. 9 is a left side elevational view thereof;

FIG. 10 is a right side elevational view thereof;

FIG. 11 is a front elevational view of the letter “C” of a set of alphabetical sparklers, the rear view being the mirror image thereof;

FIG. 12 is a top plan view thereof;

FIG. 13 is a bottom plan view thereof;

FIG. 14 is a left side elevational view thereof;

FIG. 15 is a right side elevational view thereof;

FIG. 16 is a front elevational view of the letter “D” of a set of alphabetical sparklers, the rear view being the mirror image thereof;

FIG. 17 is a top plan view thereof;

FIG. 18 is a bottom plan view thereof;

FIG. 19 is a left side elevational view thereof;

FIG. 20 is a right side elevational view thereof;

FIG. 21 is a front elevational view of the letter “E” of a set of alphabetical sparklers, the rear view being the mirror image thereof;

FIG. 22 is a top plan view thereof;

FIG. 23 is a bottom plan view thereof;

FIG. 24 is a left side elevational view thereof;

FIG. 25 is a right side elevational view thereof;

FIG. 26 is a front elevational view of the letter “F” of a set of alphabetical sparklers, the rear view being the mirror image thereof;

FIG. 27 is a top plan view thereof;

FIG. 28 is a bottom plan view thereof;

FIG. 29 is a left side elevational view thereof;

FIG. 30 is a right side elevational view thereof;

FIG. 31 is a front elevational view of the letter “G” of a set of alphabetical sparklers, the rear view being the mirror image thereof;

FIG. 32 is a top plan view thereof;

FIG. 33 is a bottom plan view thereof;

FIG. 34 is a left side elevational view thereof;

FIG. 35 is a right side elevational view thereof;




FIG. 126 is a front elevational view of the letter "Z" of a set of alphabetical sparklers, the rear view being the mirror image thereof;

FIG. 127 is a top plan view thereof;

FIG. 128 is a bottom plan view thereof;

FIG. 129 is a left side elevational view thereof; and,
FIG. 130 is a right side elevational view thereof.

1 Claim, 26 Drawing Sheets



FIG. 1

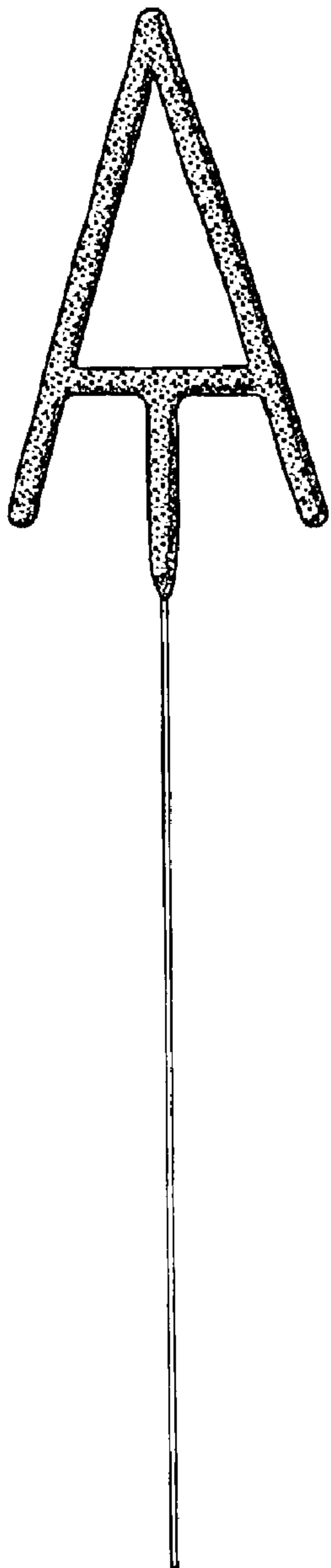


FIG. 2



FIG. 3



FIG. 4



FIG. 5



FIG. 6

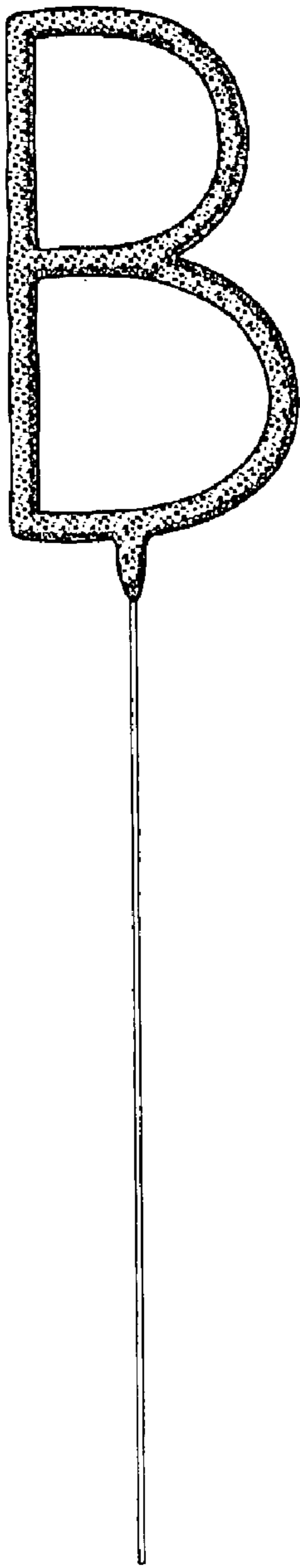


FIG. 7

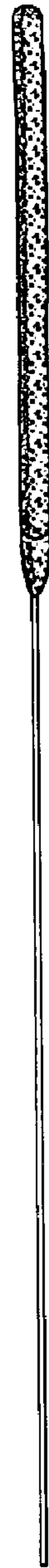


FIG. 8

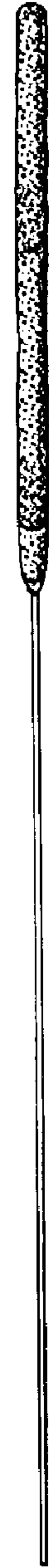


FIG. 9



FIG. 10



FIG. 11

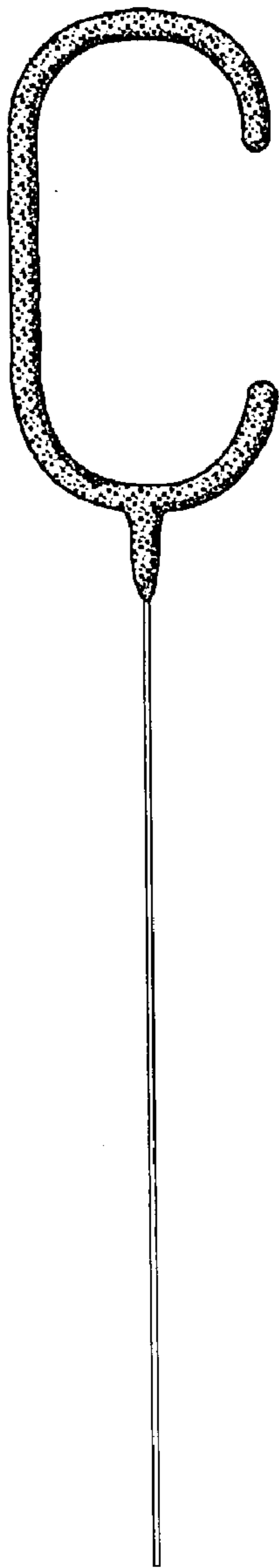


FIG. 12

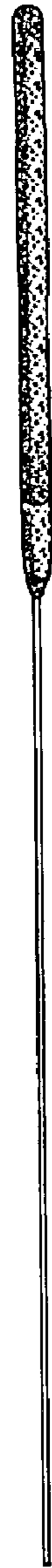


FIG. 13

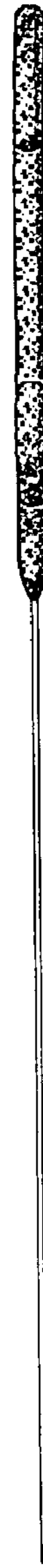


FIG. 14



FIG. 15



FIG. 16

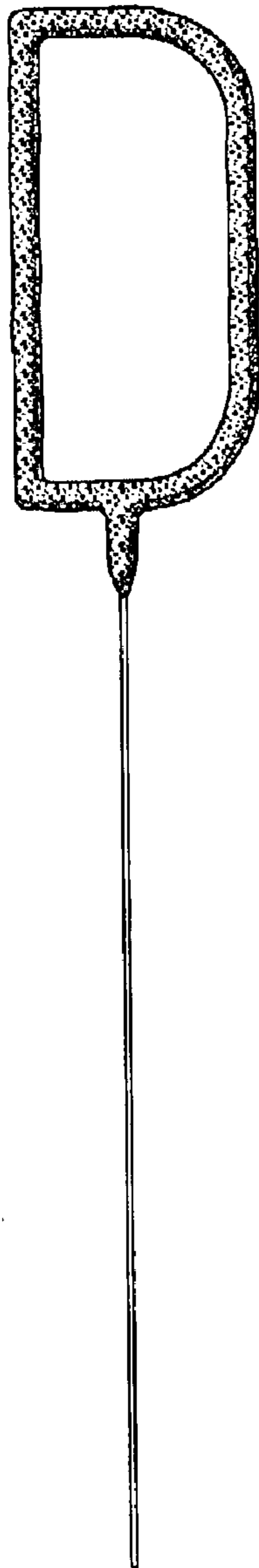


FIG. 17



FIG. 18

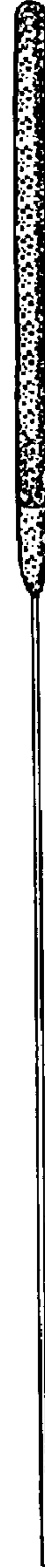


FIG. 19



FIG. 20



FIG. 21




FIG. 22

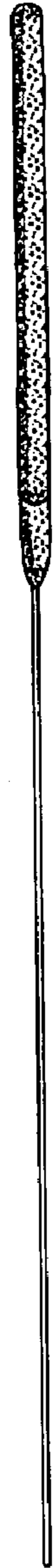


FIG. 23



FIG. 24



FIG. 25



FIG. 26




FIG. 27



FIG. 28



FIG. 29



FIG. 30



FIG. 31




FIG. 32



FIG. 33

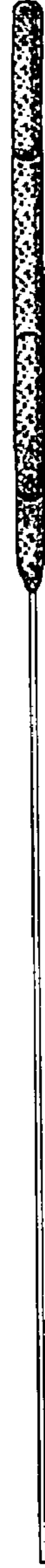


FIG. 34



FIG. 35



FIG. 36

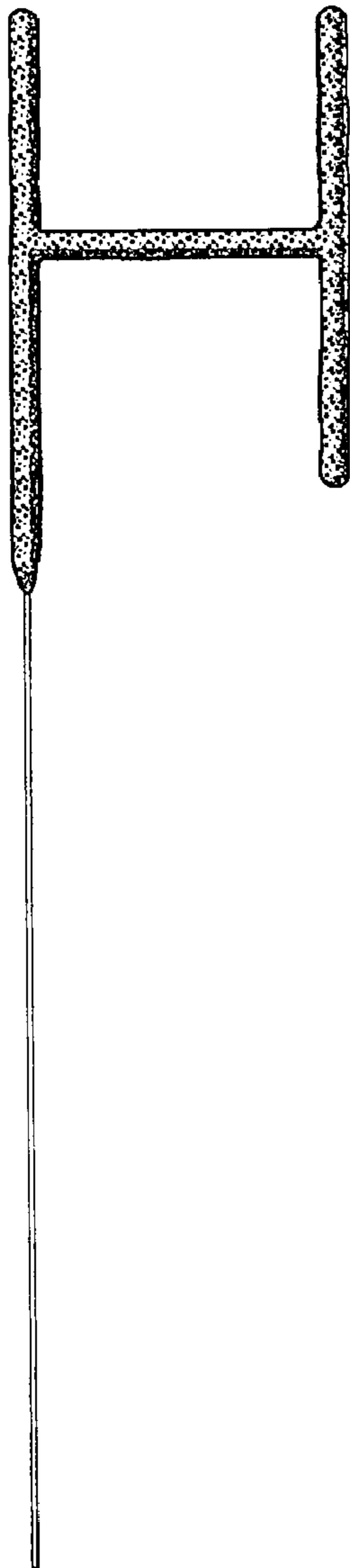


FIG. 37



FIG. 38



FIG. 39



FIG. 40



FIG. 41

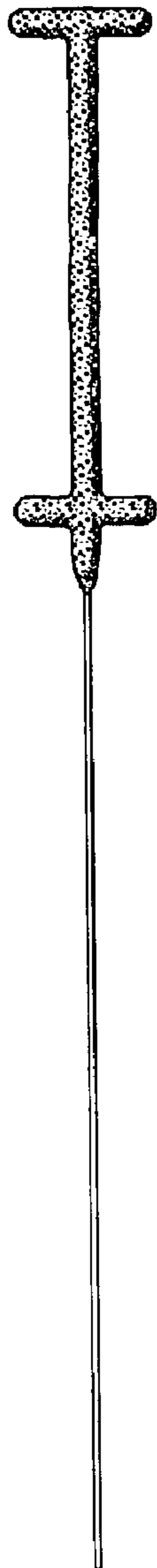


FIG. 42



FIG. 43



FIG. 44



FIG. 45



FIG. 46

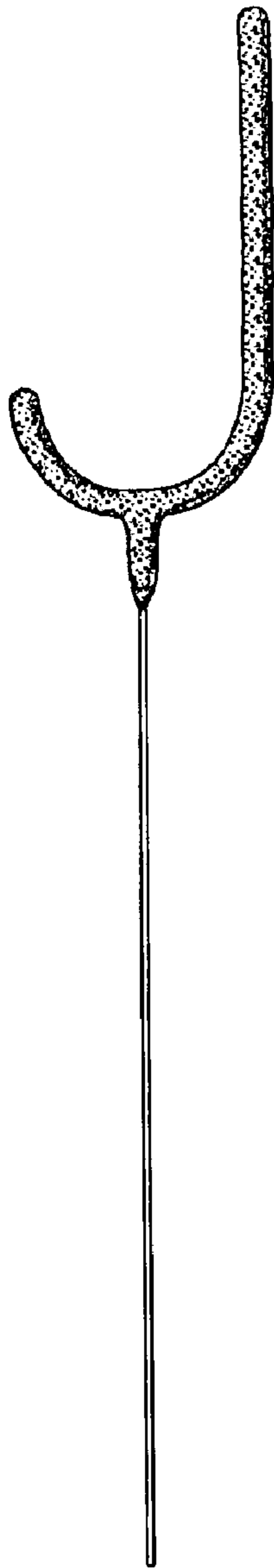


FIG. 47



FIG. 48



FIG. 49



FIG. 50



FIG. 51

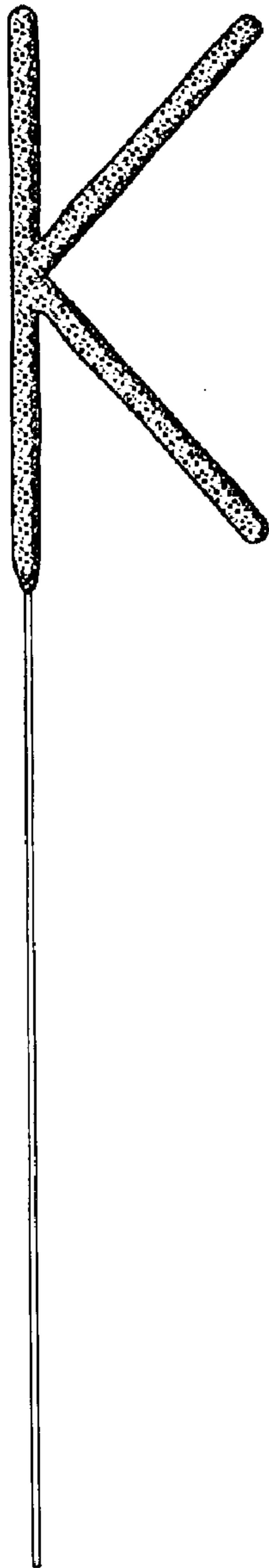


FIG. 52



FIG. 53



FIG. 54



FIG. 55



FIG. 56

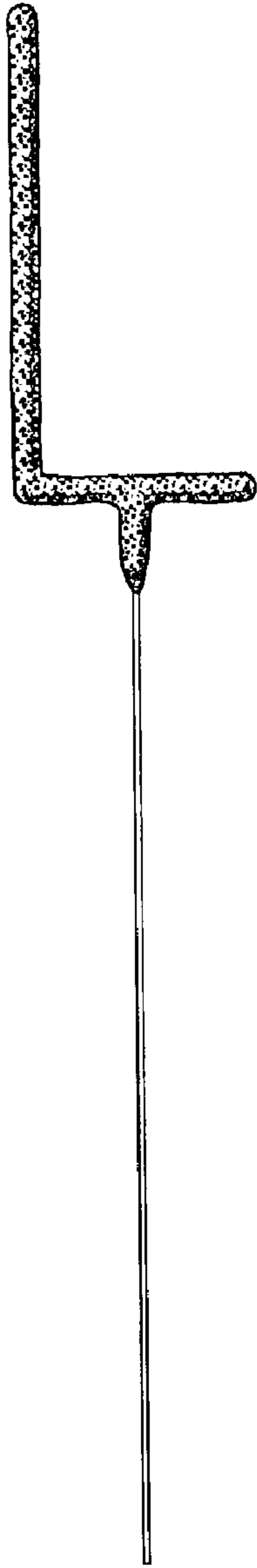


FIG. 57

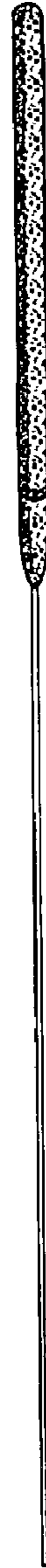


FIG. 58



FIG. 59



FIG. 60



FIG. 61

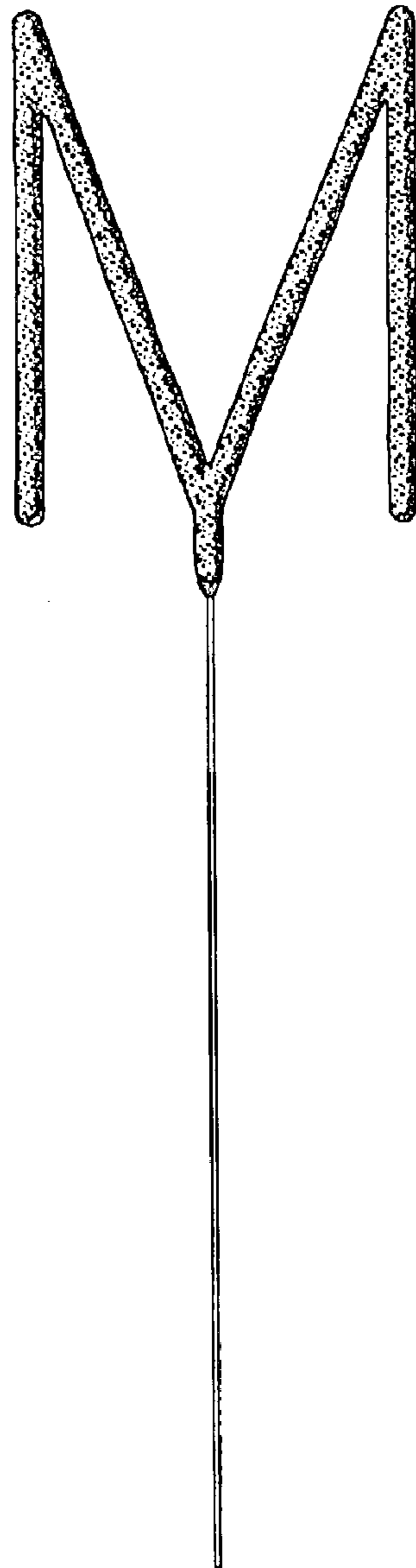


FIG. 62

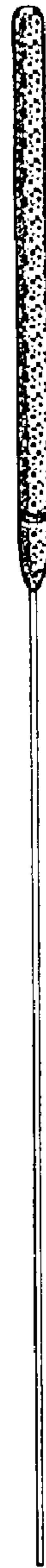


FIG. 63



FIG. 64



FIG. 65



FIG. 66

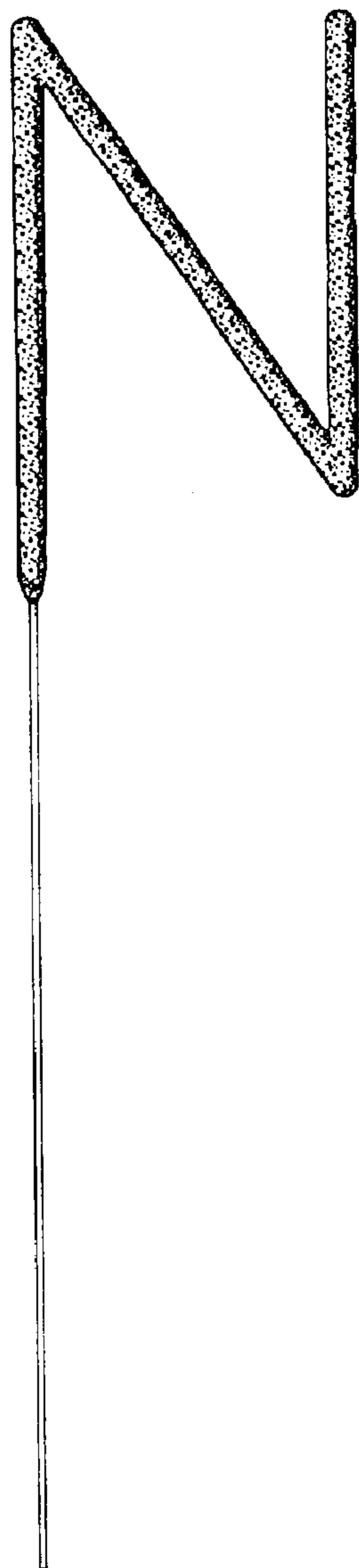


FIG. 67



FIG. 68



FIG. 69



FIG. 70



FIG. 71

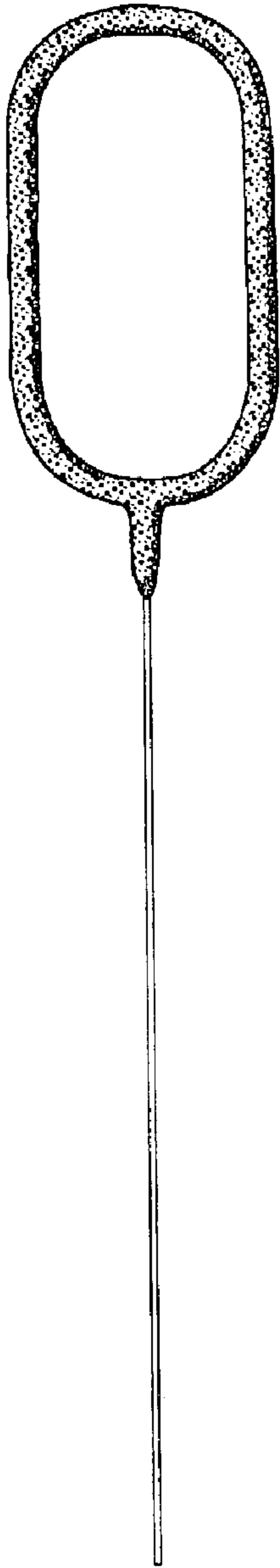


FIG. 72



FIG. 73



FIG. 74



FIG. 75



FIG. 76

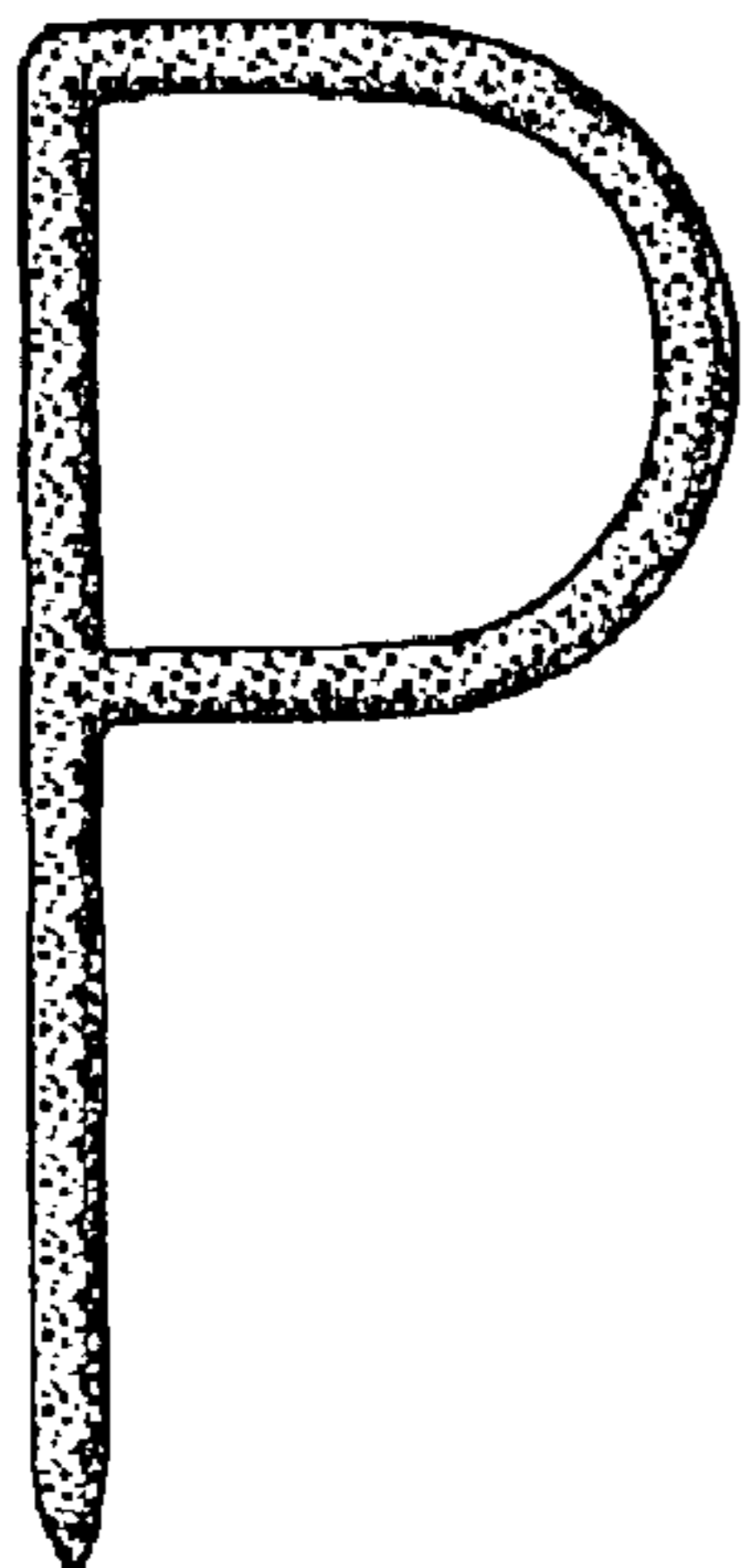


FIG. 77



FIG. 78



FIG. 79



FIG. 80



FIG. 81

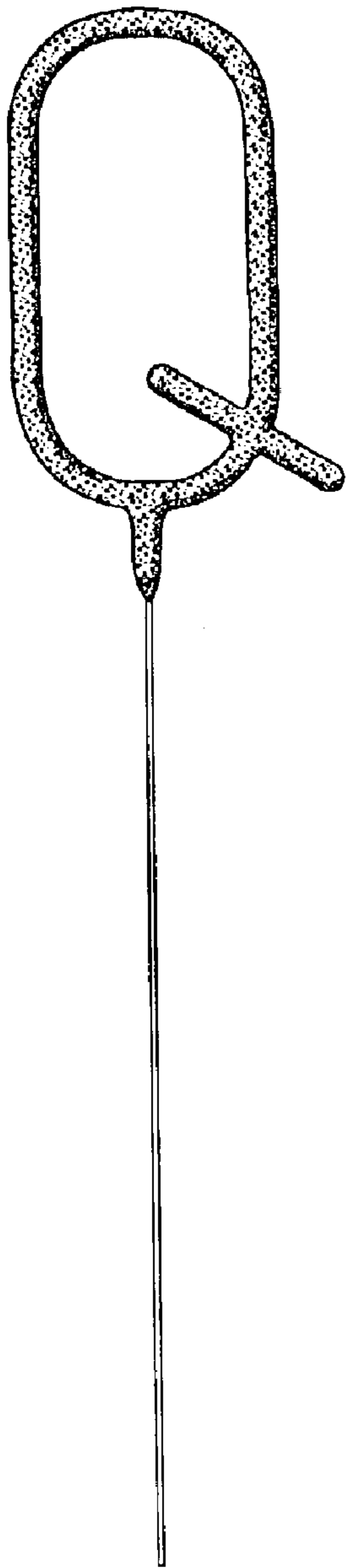


FIG. 82

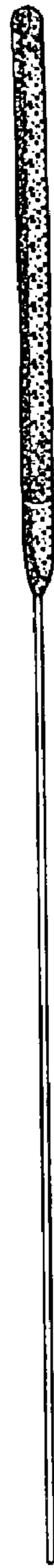


FIG. 83



FIG. 84



FIG. 85



FIG. 86




FIG. 87



FIG. 88



FIG. 89



FIG. 90



FIG. 91

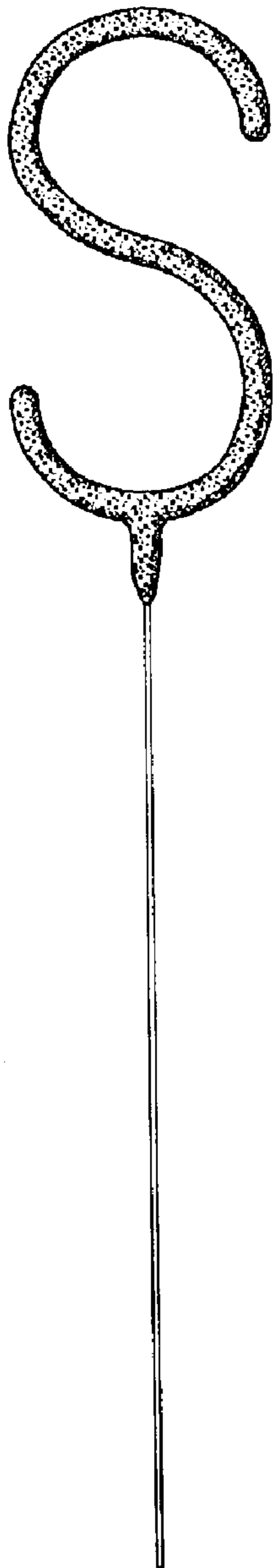


FIG. 92



FIG. 93



FIG. 94



FIG. 95



FIG. 96



FIG. 97



FIG. 98



FIG. 99



FIG. 100



FIG. 101

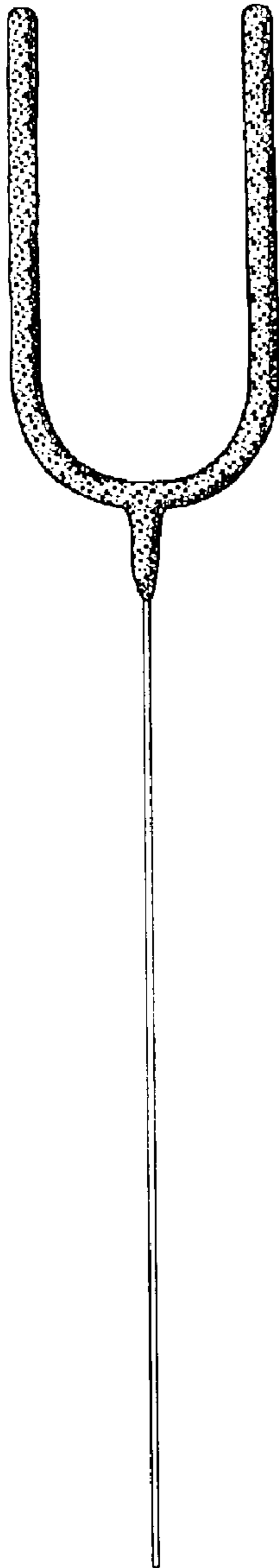


FIG. 102



FIG. 103



FIG. 104



FIG. 105



FIG. 106

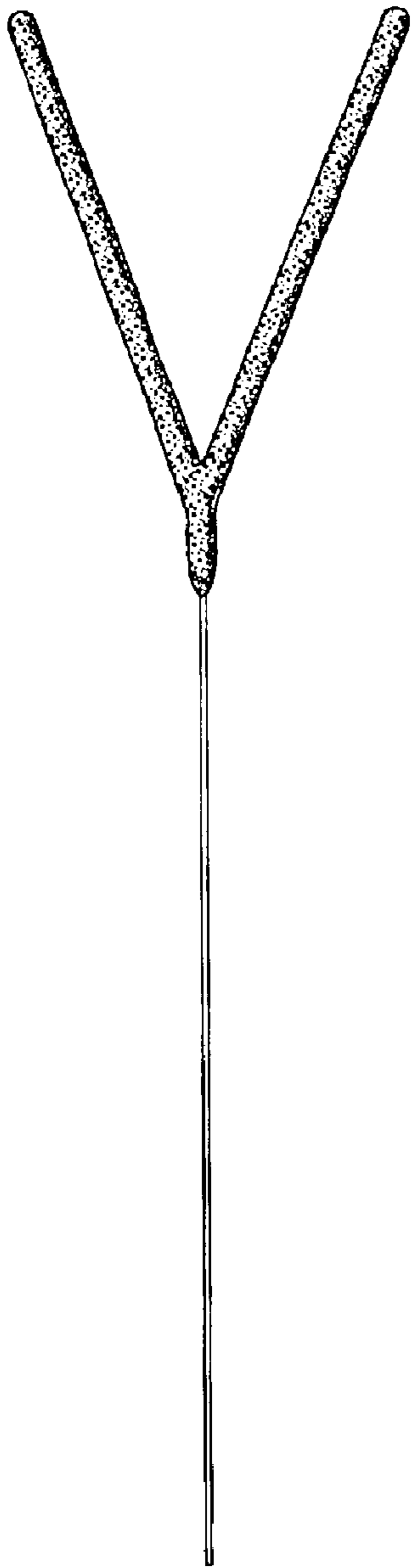


FIG. 107



FIG. 108




FIG. 109



FIG. 110



FIG. 111

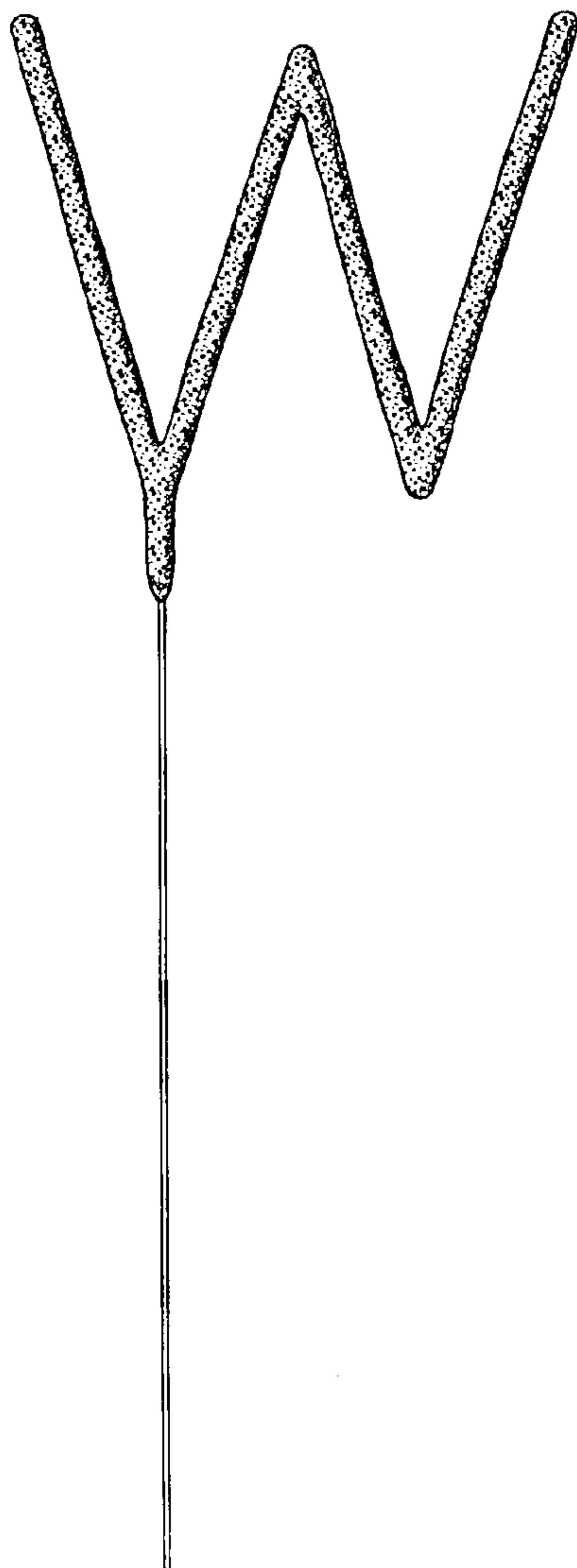


FIG. 112



FIG. 113



FIG. 114



FIG. 115



FIG. 116




FIG. 117



FIG. 118



FIG. 119



FIG. 120



FIG. 121

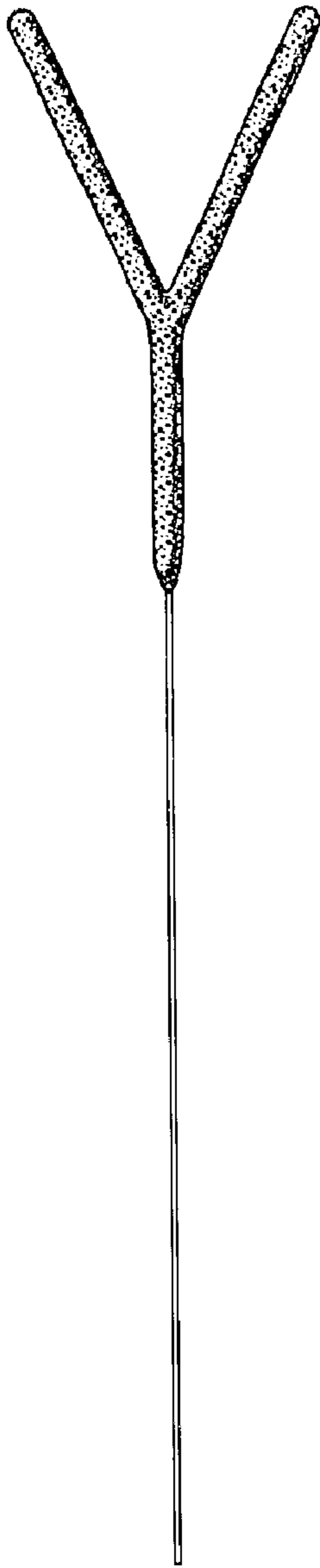


FIG. 122



FIG. 123



FIG. 124



FIG. 125



FIG. 126




FIG. 127



FIG. 128



FIG. 129



FIG. 130

UNITED STATES PATENT AND TRADEMARK OFFICE
CERTIFICATE OF CORRECTION

PATENT NO. : Des. 503,210 S
DATED : March 22, 2005
INVENTOR(S) : Alok Sharma

Page 1 of 1

It is certified that error appears in the above-identified patent and that said Letters Patent is hereby corrected as shown below:

Title page,

Item [73], Assignee, should read -- **965207 Alberta Ltd.**, Calgary (CA) --

Signed and Sealed this

Thirty-first Day of May, 2005

A handwritten signature in black ink on a dotted background. The signature reads "Jon W. Dudas" in a cursive style.

JON W. DUDAS

Director of the United States Patent and Trademark Office