

US00D503205S

(12) **United States Design Patent**
Edwards

(10) **Patent No.:** **US D503,205 S**

(45) **Date of Patent:** **** Mar. 22, 2005**

(54) **SHOE SLIDE SKATE**

(75) **Inventor:** **Donald V. Edwards**, Harrison City, PA (US)

(73) **Assignee:** **SIMTEC, Co**, Irwin, PA (US)

(**) **Term:** **14 Years**

(21) **Appl. No.:** **29/200,263**

(22) **Filed:** **May 21, 2004**

(51) **LOC (7) Cl.** **21-02**

(52) **U.S. Cl.** **D21/760**

(58) **Field of Search** D21/760-779;
D12/6, 10, 11, 307; 280/14.21-14.28, 18,
600, 607, 609-610, 28, 28.11, 845, 809,
87.042, 7.12

(56) **References Cited**

U.S. PATENT DOCUMENTS

- 2,439,311 A * 4/1948 Maybery 280/600
- D183,016 S * 6/1958 O'Herron D21/769
- D214,535 S * 6/1969 Driedger D12/307
- 4,974,868 A * 12/1990 Morris 280/609

- D399,550 S * 10/1998 Wyatt D21/766
- 5,857,682 A * 1/1999 Hyman 280/809
- D417,250 S * 11/1999 Colin D21/766
- 6,206,424 B1 * 3/2001 Edwards et al. 280/845
- 6,257,613 B1 * 7/2001 Porte 280/14.21
- 6,290,249 B1 * 9/2001 Wolf 280/87.042
- D457,587 S * 5/2002 Wolf D21/760
- D476,266 S * 6/2003 Fitzgerald D12/11

* cited by examiner

Primary Examiner—Raphael Barkai

(74) *Attorney, Agent, or Firm*—James Ray & Associates

(57) **CLAIM**


I claim the ornamental design for a shoe slide skate, as shown and described.

DESCRIPTION

FIG. 1 is a side elevation view of the shoe slide skate with the shoe portion partially in phantom; and, FIG. 2 is a bottom view of the shoe slide skate shown in FIG. 1.

The broken lines shown in FIGS. 1 and 2 are for illustrative purposes only and form no part of the claimed design.

1 Claim, 1 Drawing Sheet






FIG. 1

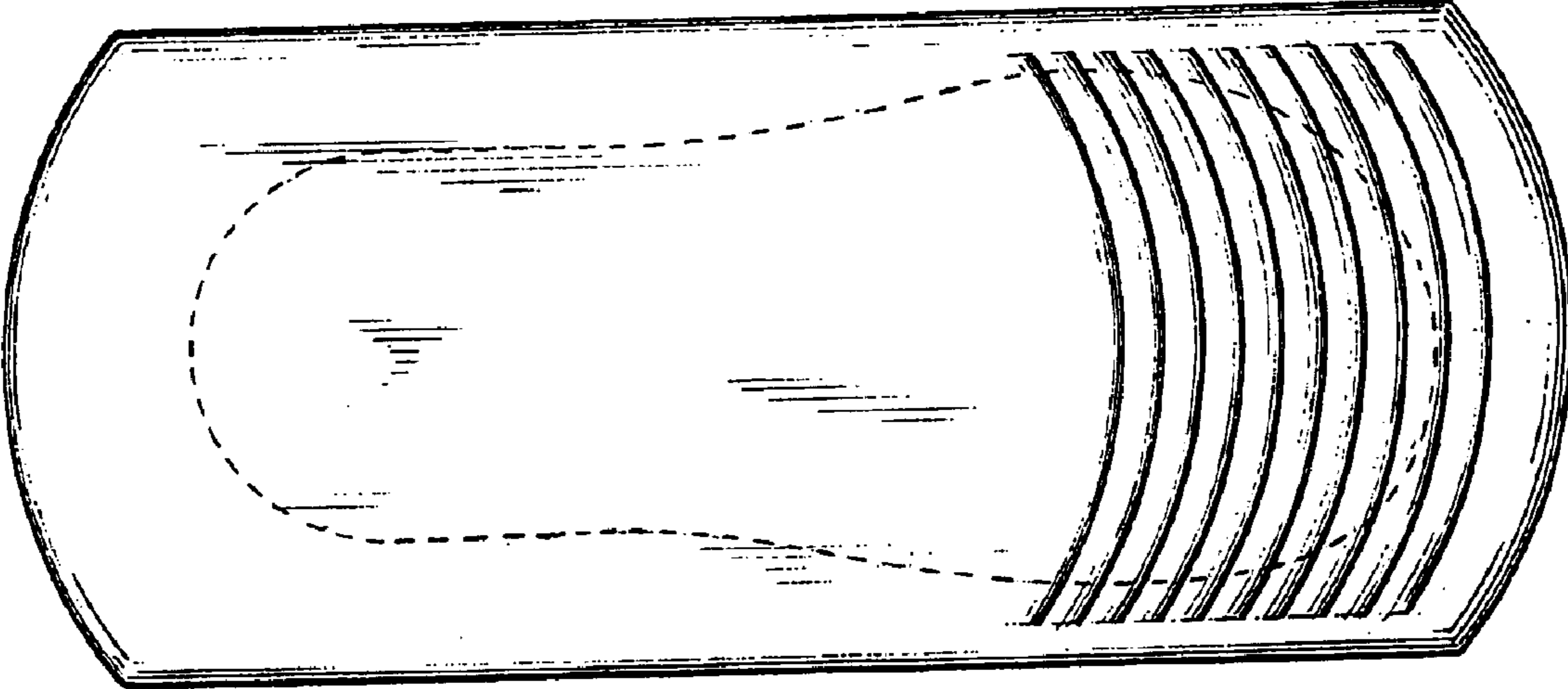


FIG. 2