

US00D503175S

(12) **United States Design Patent** (10) **Patent No.:** **US D503,175 S**  
**Tian** (45) **Date of Patent:** **\*\* Mar. 22, 2005**

(54) **COMPUTER FRONT PANEL**

(76) Inventor: **Yong Jun Tian**, c/o Broadway Com  
Corp., 19715 E. Harrison Ave., City of  
Industry, CA (US) 91789

(\*\*) Term: **14 Years**

(21) Appl. No.: **29/205,549**

(22) Filed: **May 17, 2004**

(51) **LOC (7) Cl.** ..... **14-02**

(52) **U.S. Cl.** ..... **D14/444**

(58) **Field of Search** ..... D14/441-446;  
D13/162, 184, 199; 312/223.2; 361/680-686,  
690-696

(56) **References Cited**

**U.S. PATENT DOCUMENTS**

6,000,769 A \* 12/1999 Chen ..... 312/223.2  
D439,255 S \* 3/2001 Jean et al. .... D14/444  
D468,315 S \* 1/2003 Chien et al. .... D14/444

\* cited by examiner

*Primary Examiner*—Freda S. Nunn

(74) *Attorney, Agent, or Firm*—East IP Group; Philip K. Yu

(57) **CLAIM**

The ornamental design for a computer front panel, as shown  
and described.

**DESCRIPTION**

FIG. 1 is a perspective view of the preferred embodiment of  
the computer front panel. The computer case shown in  
broken lines is for illustrative purposes and forms no part of  
the claimed design.

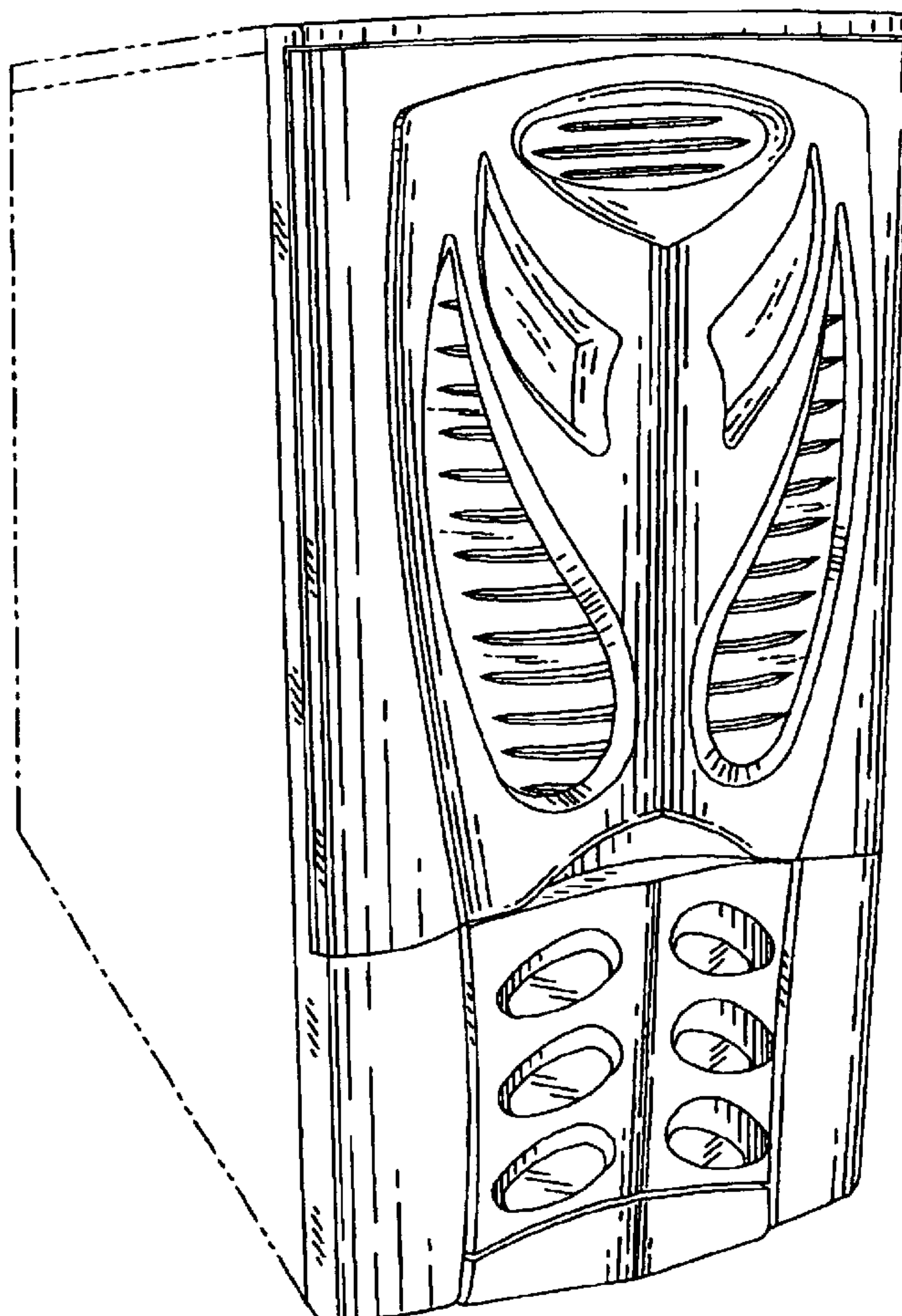
FIG. 2 is a top side view of the preferred embodiment of the  
computer front panel.

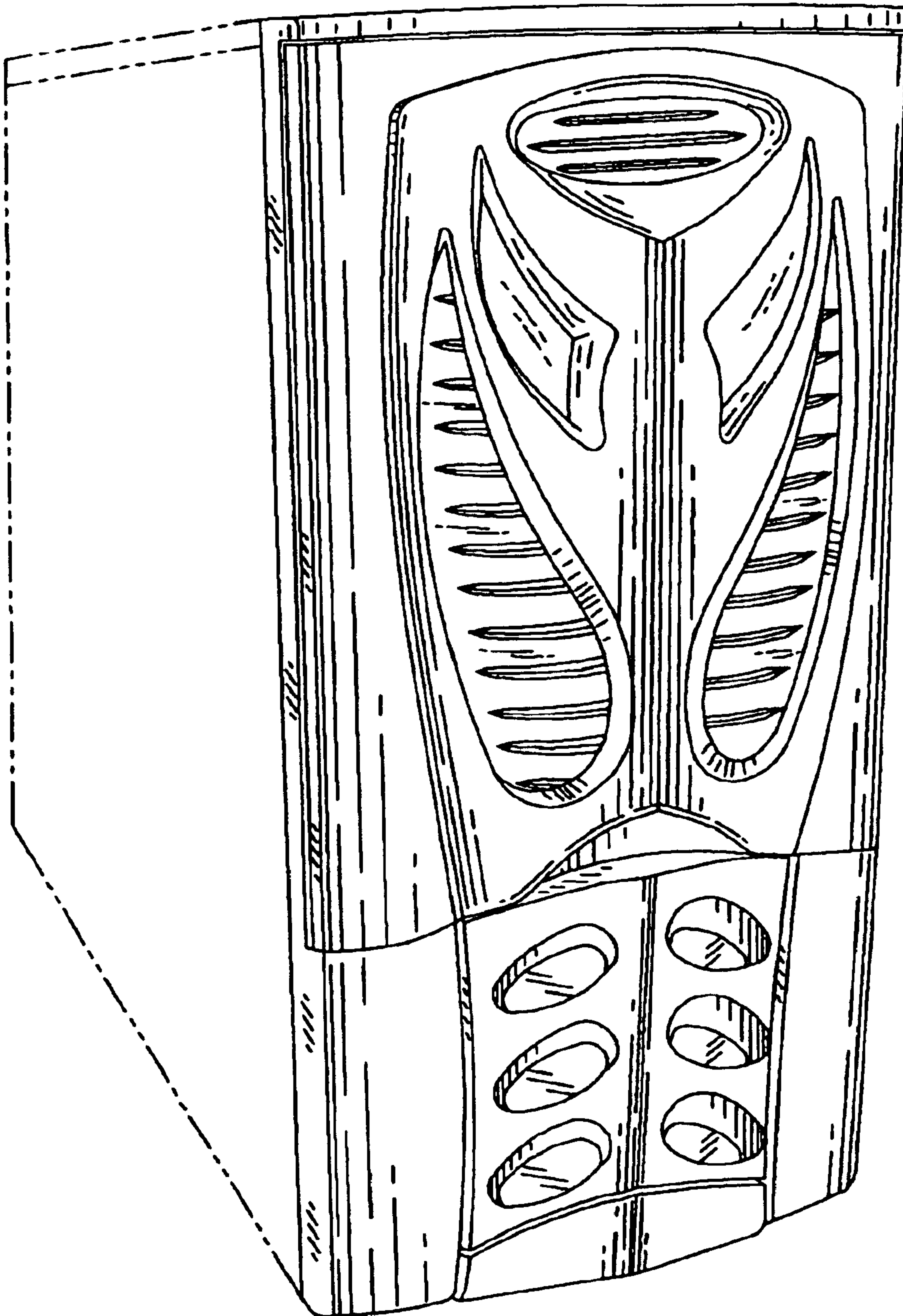
FIG. 3 is a left side view of the preferred embodiment of the  
computer front panel. The right side view is a mirror image  
of the left plan view. The computer case shown in broken  
lines is for illustrative purposes and forms no part of the  
claimed design.

FIG. 4 is a front plan view of the preferred embodiment of  
computer front panel; and,

FIG. 5 is a bottom side view of the preferred embodiment of  
the computer front panel.

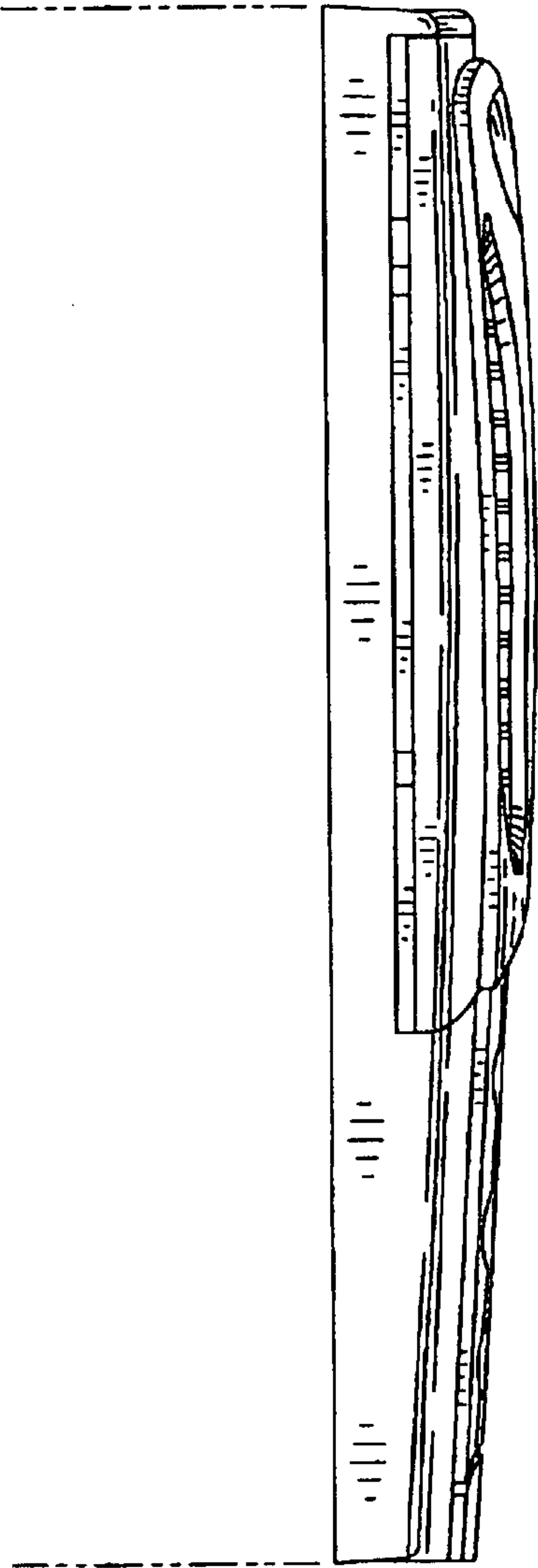
**1 Claim, 2 Drawing Sheets**



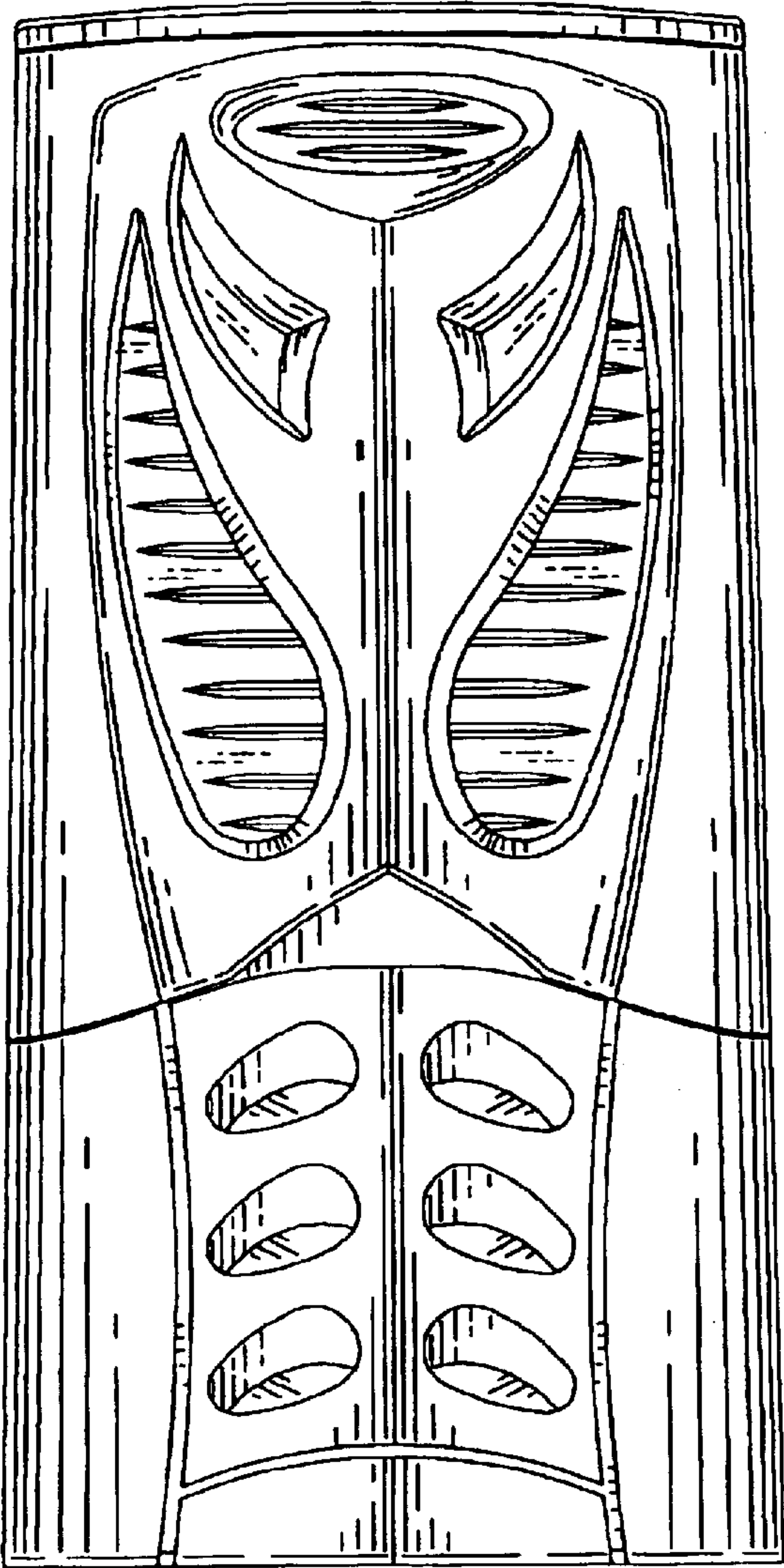


*Fig. 1*

*Fig. 2*



*Fig. 3*



*Fig. 4*

*Fig. 5*

