

US00D503168S

(12) **United States Design Patent**
Hisatsune

(10) **Patent No.:** **US D503,168 S**
(45) **Date of Patent:** **** Mar. 22, 2005**

(54) **SPEAKER BOX**

(75) Inventor: **Toshiyuki Hisatsune**, Tokyo (JP)

(73) Assignee: **Sony Corporation**, Tokyo (JP)

(**) Term: **14 Years**

(21) Appl. No.: **29/200,856**

(22) Filed: **Mar. 8, 2004**

(51) **LOC (7) Cl.** **14-01**

(52) **U.S. Cl.** **D14/211**

(58) **Field of Search** D14/204, 207,
D14/209-216, 356; 181/143-144, 147-148,
150, 157, 198-199, 151, 153; 381/300-302,
306, 333, 345, 361-364, 386-388, 332,
336

(56) **References Cited**

U.S. PATENT DOCUMENTS

D305,893 S	*	2/1990	Maloney	D14/215
5,802,190 A	*	9/1998	Ferren	181/144
D434,026 S	*	11/2000	Lewis	D14/211
D457,875 S	*	5/2002	Joe	D14/211
D471,891 S	*	3/2003	Oikawa	D14/211
D475,991 S	*	6/2003	Hisatsune	D14/211
D478,891 S		8/2003	Hisatsune		

OTHER PUBLICATIONS

New release "SD-HX500" <http://www.sharp.co.jp/corporate/news/030827-1.html>, 1 sheet, Sharp Corporation (Dec. 2003).

Press release "S-VSL6C" <http://www.pioneer.co.jp/press/release354-i.html>, 1 sheet, Pioneer Kabushiki Kaisha (Nov. 2003).

* cited by examiner

Primary Examiner—Nanda Bondade

(74) *Attorney, Agent, or Firm*—Rader, Fishman & Grauer PLLC

(57) **CLAIM**

The ornamental design for a speaker box, as shown.

DESCRIPTION

FIG. 1 is a perspective view of a speaker box showing my new design;

FIG. 2 is a front elevational view thereof;

FIG. 3 is a left side elevational view thereof;

FIG. 4 is a right side elevational view thereof;

FIG. 5 is a rear elevational view thereof;

FIG. 6 is a top plan view thereof; and,

FIG. 7 is a bottom plan view thereof.

1 Claim, 5 Drawing Sheets

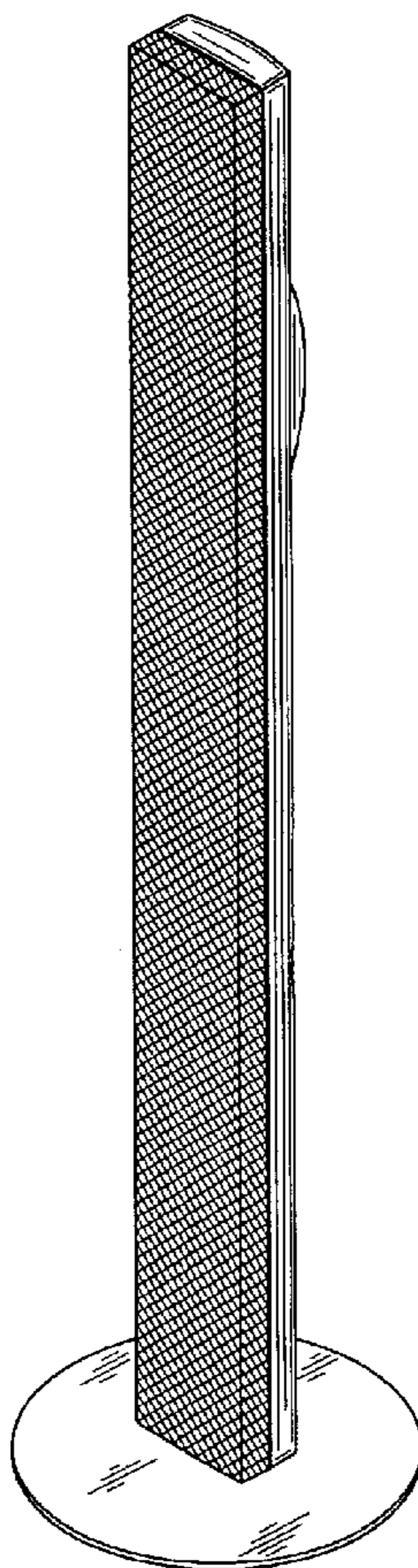


Fig. 1

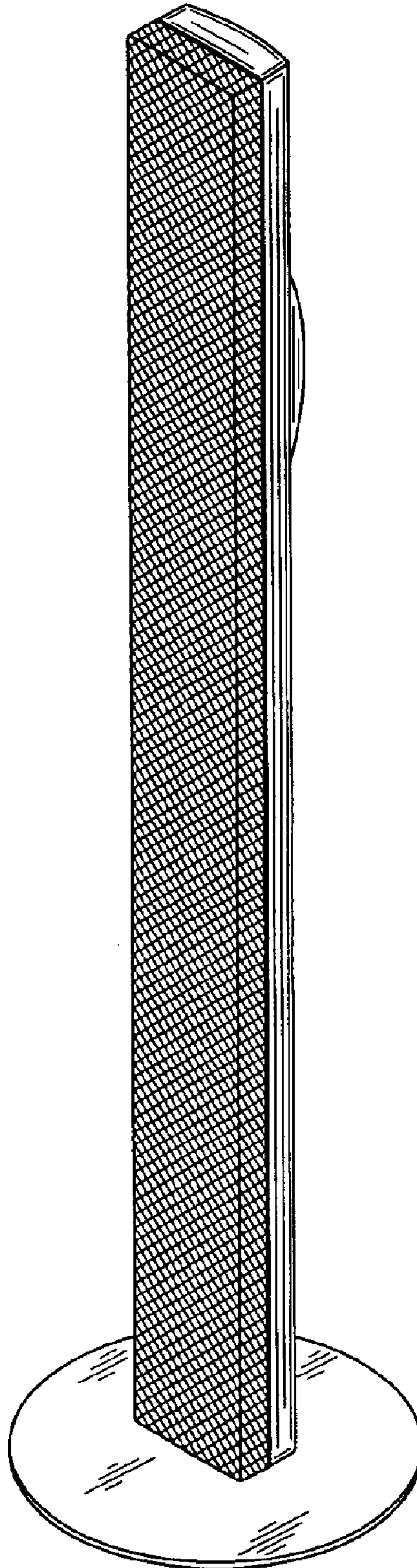


Fig.2

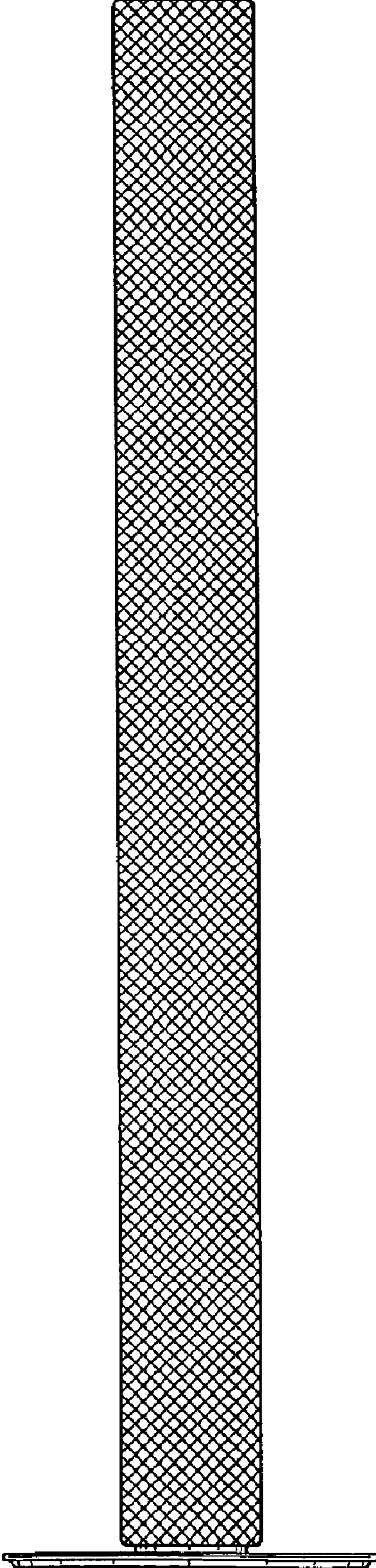


Fig.3

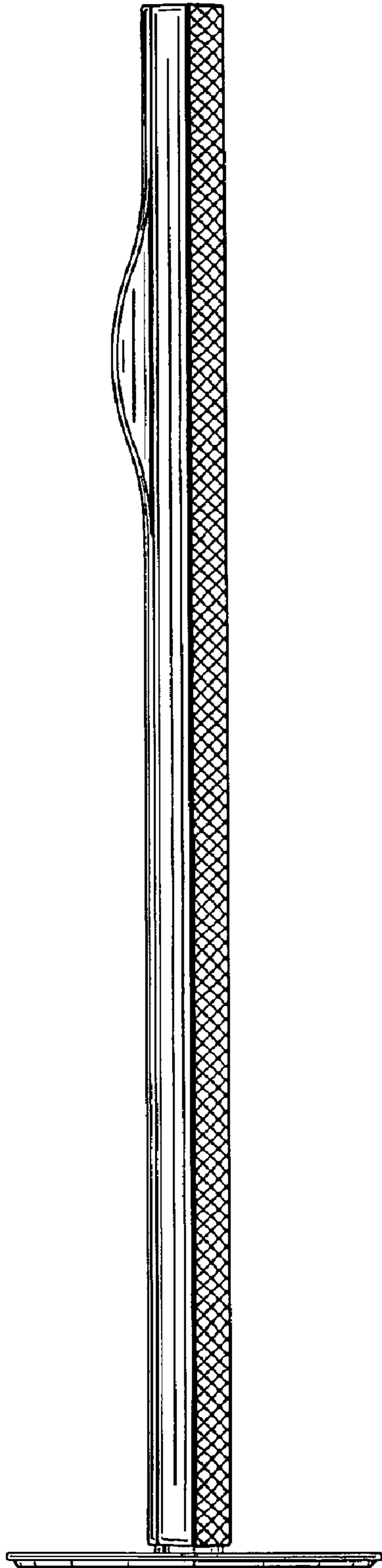


Fig.4

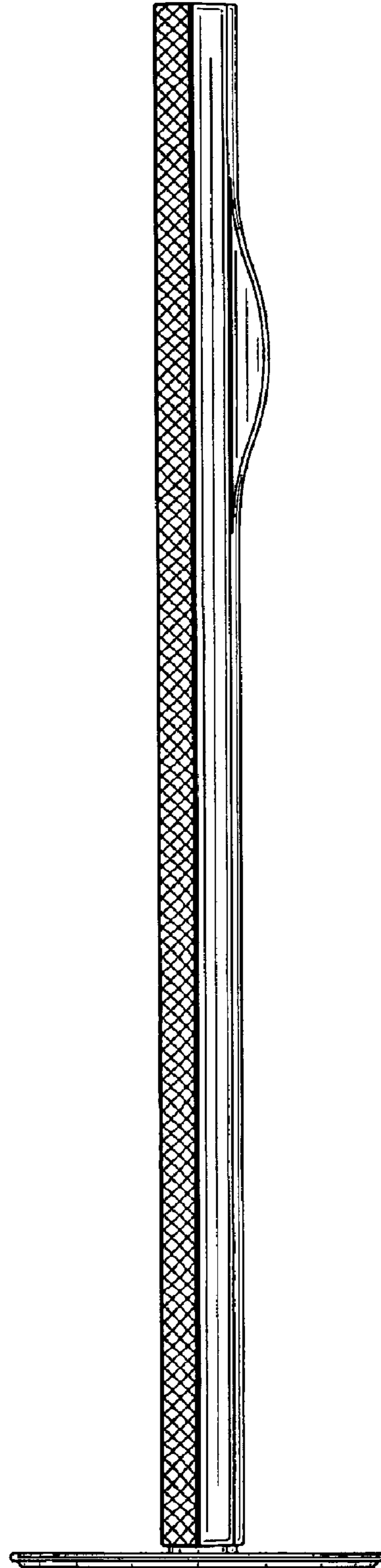


Fig.5

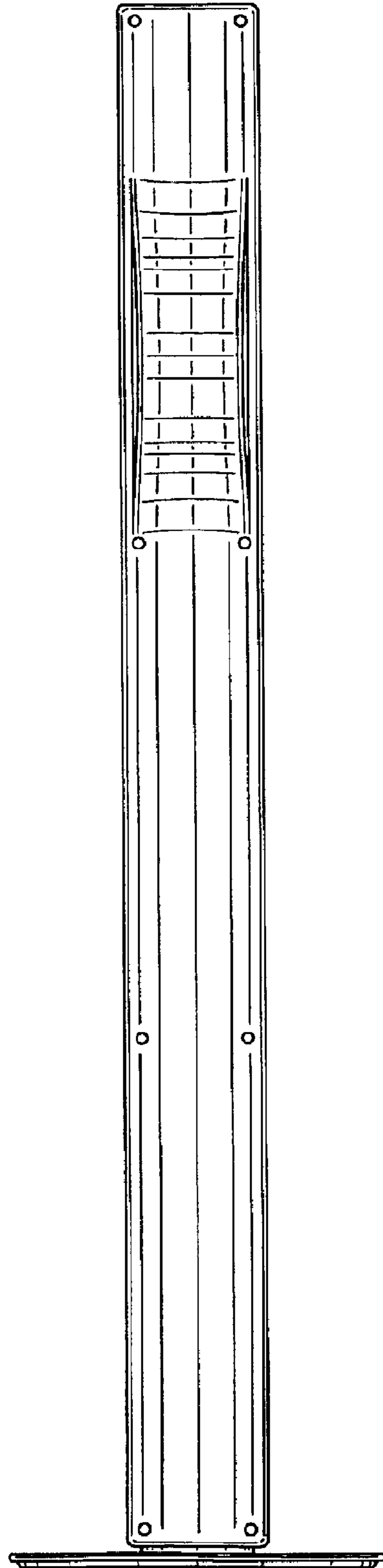


Fig.6




Fig.7

