

US00D503158S

(12) **United States Design Patent**  
**Asanuma et al.**

(10) **Patent No.: US D503,158 S**  
(45) **Date of Patent: \*\* Mar. 22, 2005**

(54) **TELEVISION SET**  
(75) Inventors: **Takashi Asanuma**, Tokyo (JP); **Hiroki Sugiyama**, Mishima (JP); **Naoko Chikuma**, Tokyo (JP)  
(73) Assignee: **Kabushiki Kaisha Toshiba** (JP)  
(\*\*) Term: **14 Years**

JP	1008467	4/1998
JP	1042883	7/1999
JP	1080754	7/2000
JP	1086317	9/2000
JP	1086318	9/2000
JP	1092077	11/2000
JP	1115364	7/2001
JP	1116989	7/2001
JP	1126726	11/2001
JP	1170212	4/2003

(21) Appl. No.: **29/198,460**

(22) Filed: **Jan. 30, 2004**

(30) **Foreign Application Priority Data**

Dec. 11, 2003 (JP) ..... 2003-036803

(51) **LOC (7) Cl.** ..... **14-03**

(52) **U.S. Cl.** ..... **D14/126**

(58) **Field of Search** ..... D14/125-134,  
D14/239, 371, 374-376; 312/7.2; 348/836,  
838, 180, 184, 325, 739; 341/12; 248/917-924;  
345/104, 133, 156, 168, 87, 173

(56) **References Cited**

**U.S. PATENT DOCUMENTS**

D344,933 S	3/1994	Wiseman et al.	
D455,133 S	4/2002	Inoue	
D460,426 S	7/2002	Sugiyama et al.	
D471,883 S	3/2003	Sugiyama et al.	
D474,163 S	5/2003	Araki	
D483,020 S	* 12/2003	Nagao et al.	D14/126
D491,540 S	* 6/2004	Honda	D14/126

**FOREIGN PATENT DOCUMENTS**

CH	01319992.7	4/2002
JP	1003544	2/1998

**OTHER PUBLICATIONS**

LG Electronics Advertisement, CR-15L40, "LG Single Life Item Cube", Feb. 2002.

Victor JVC Advertisement, EXE LT-26LC4, "The Perfect Experience", Jul. 2003.

\* cited by examiner

*Primary Examiner*—Raphael Barkai

(74) *Attorney, Agent, or Firm*—Banner & Witcoff, Ltd.

(57) **CLAIM**

The ornamental design for a television set, as shown and described.

**DESCRIPTION**

FIG. 1 is a front, top and right side perspective view of a television set, showing our new design; FIG. 2 is a front elevational view thereof; FIG. 3 is a rear elevational view thereof; FIG. 4 is a top plan view thereof; FIG. 5 is a bottom plan view thereof; FIG. 6 is a right side elevational view thereof; and, FIG. 7 is a left side elevational view thereof.

**1 Claim, 4 Drawing Sheets**




FIG. 1




FIG. 2

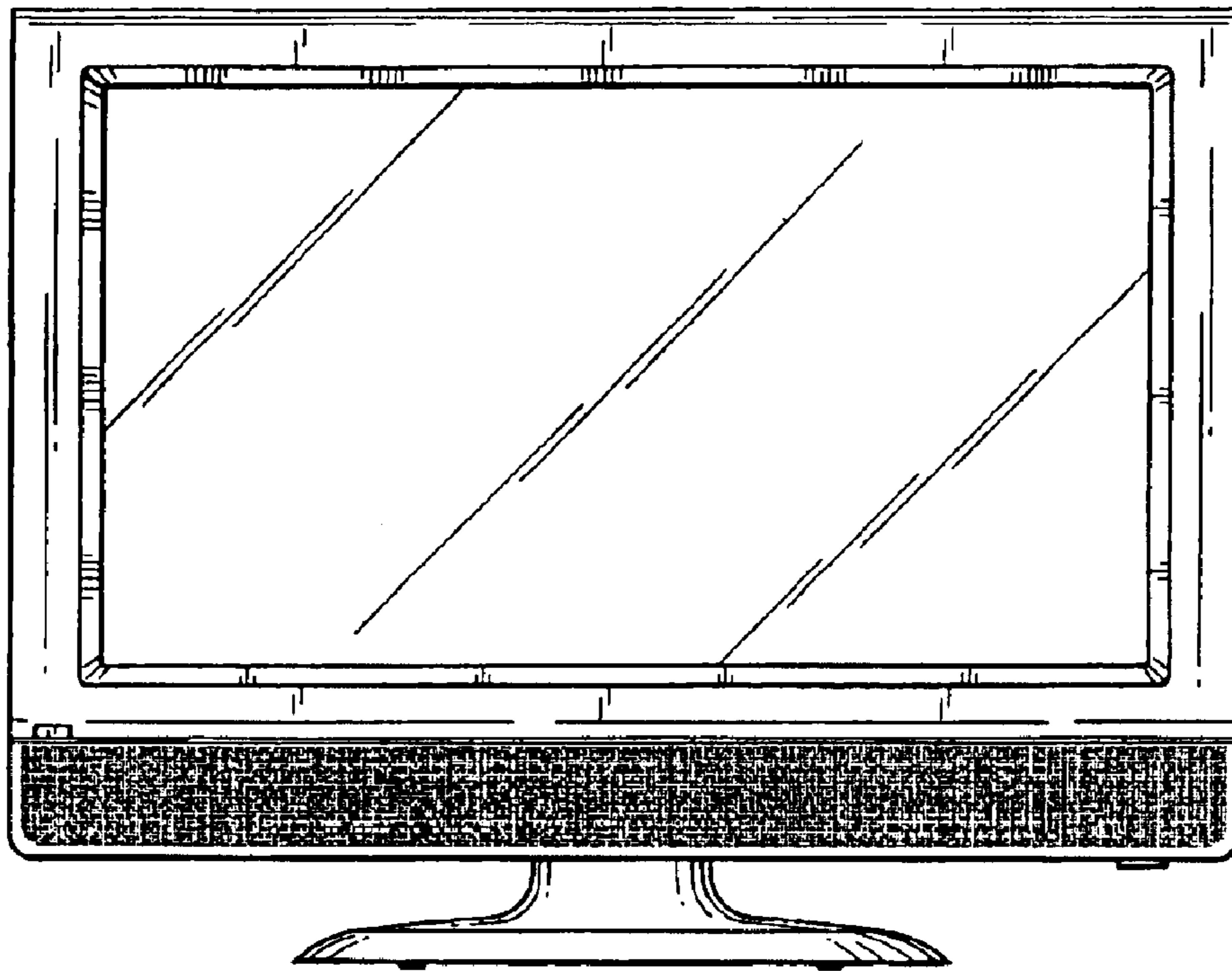


FIG. 3

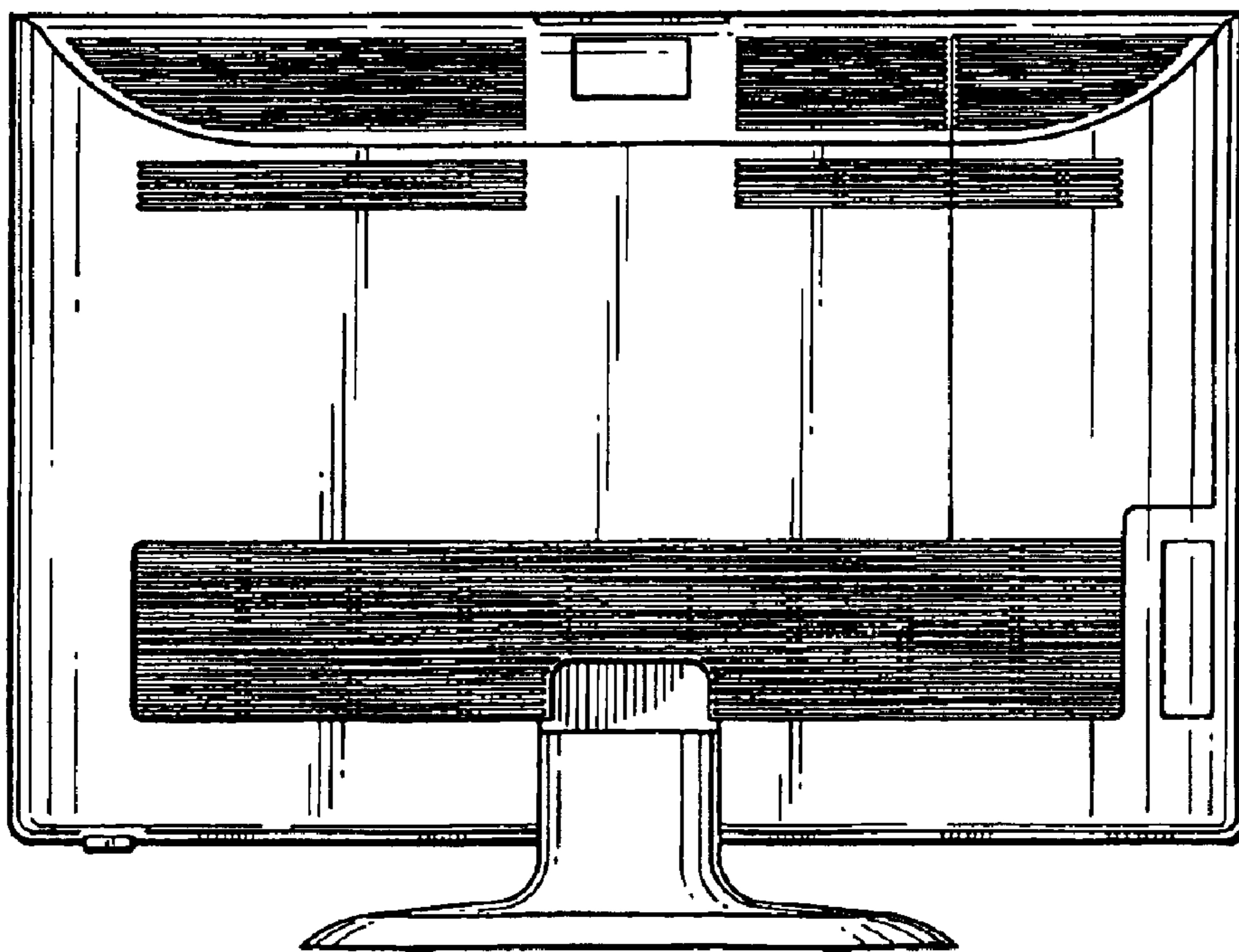


FIG. 4

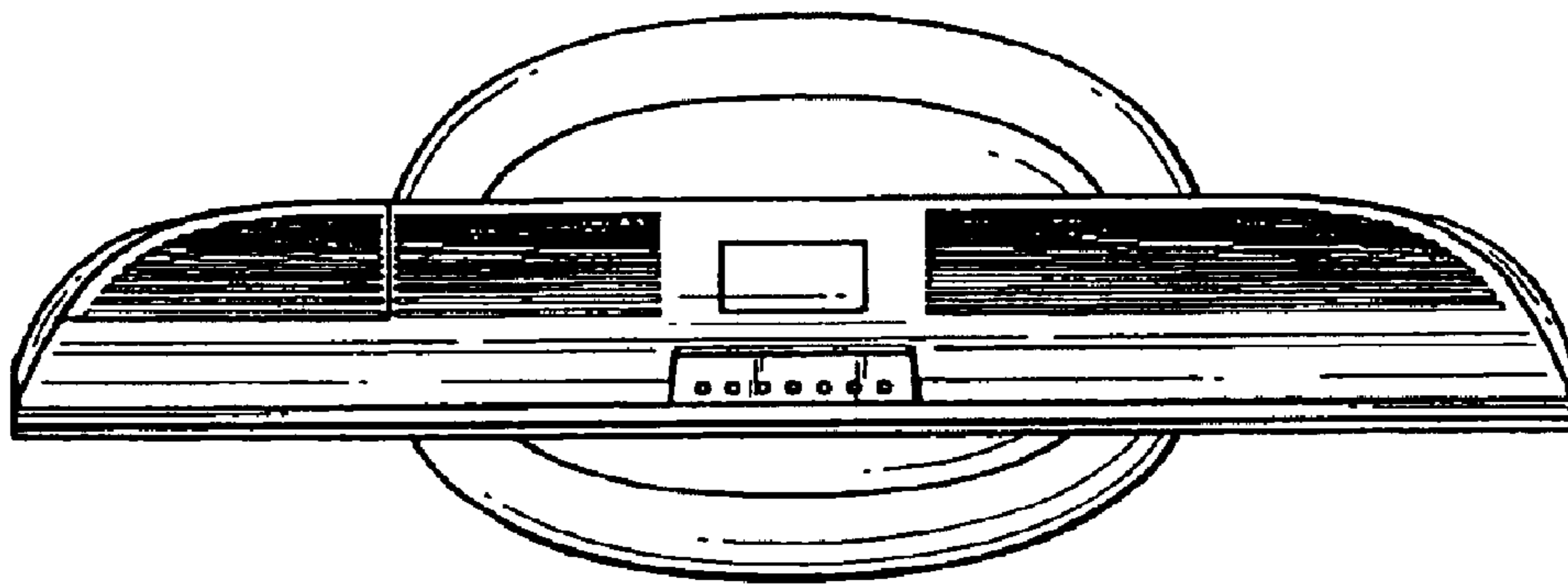


FIG. 5

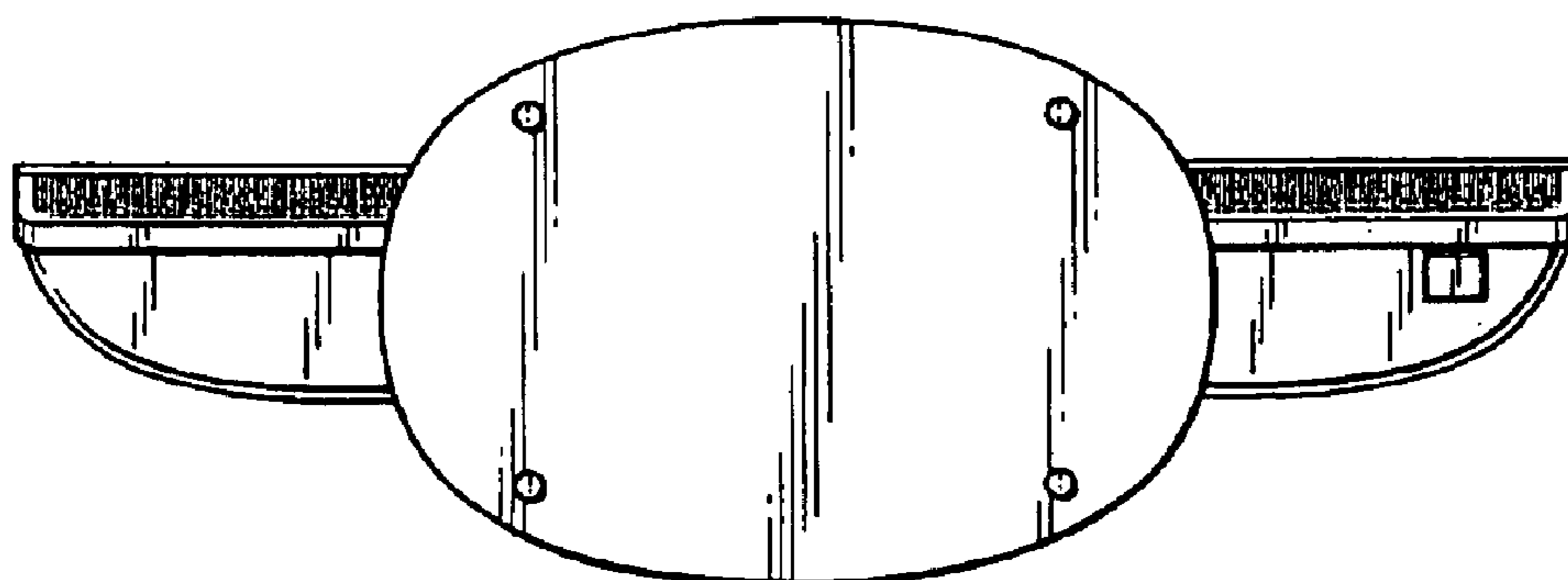


FIG. 6

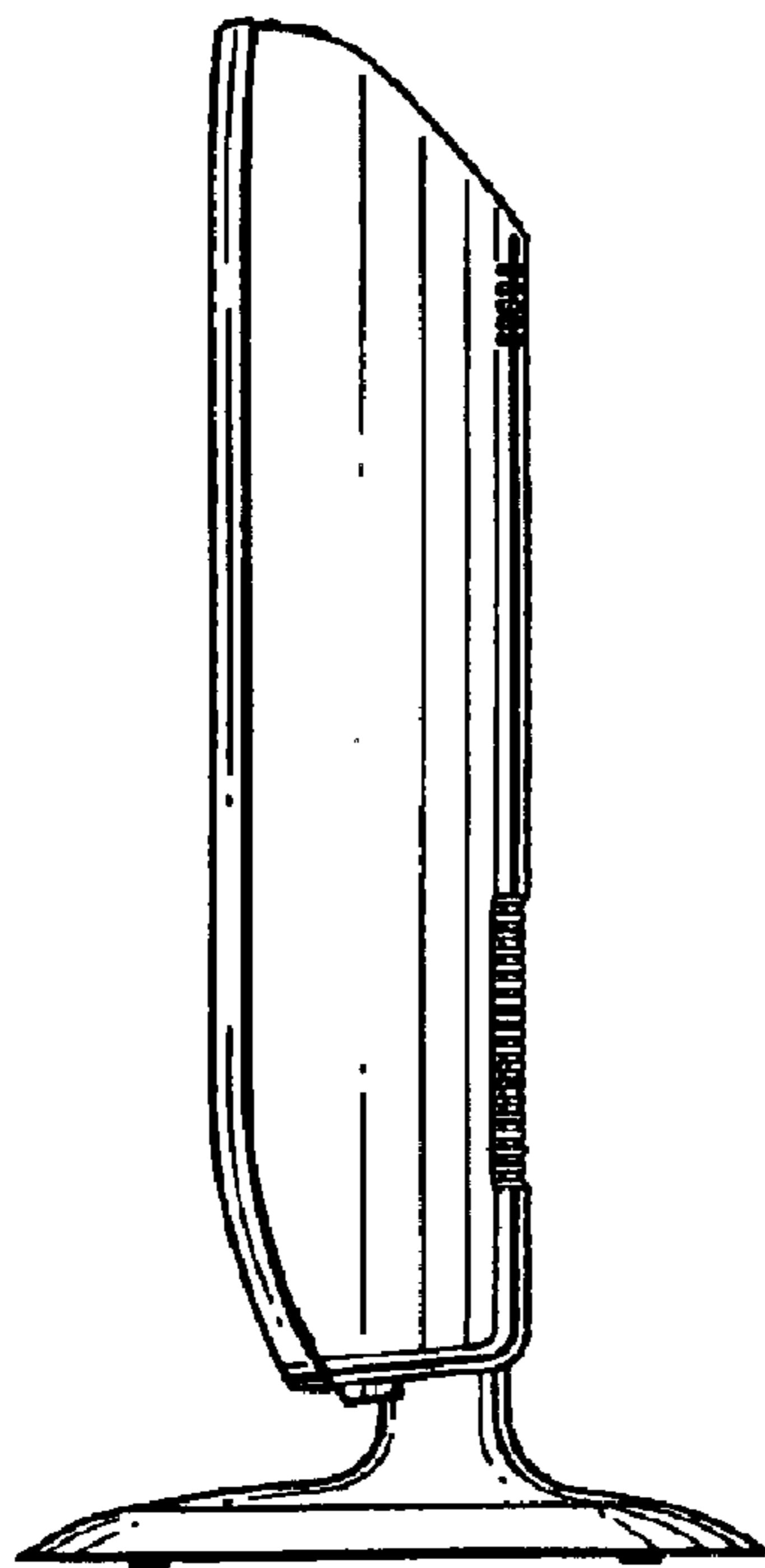


FIG. 7

