

US00D503148S

(12) **United States Design Patent** (10) **Patent No.:** **US D503,148 S**  
**Krieger et al.** (45) **Date of Patent:** **\*\* Mar. 22, 2005**

(54) **BATTERY CHARGER**

(75) Inventors: **Michael Krieger**, Miami Beach, FL (US); **Kevin Ellsworth**, Hollywood, FL (US)

(73) Assignee: **Vector Products, Inc.**, Fort Lauderdale, FL (US)

(\*\*) Term: **14 Years**

(21) Appl. No.: **29/202,032**

(22) Filed: **Mar. 25, 2004**

**Related U.S. Application Data**

(62) Division of application No. 29/180,674, filed on Apr. 30, 2003, now Pat. No. Des. 491,139.

(51) **LOC (7) Cl.** ..... **13-02**

(52) **U.S. Cl.** ..... **D13/107**

(58) **Field of Search** ..... D13/106–110, D13/118; D14/188, 251, 253, 265; 320/104–105, 107–116; 439/501, 504

(56) **References Cited**

**U.S. PATENT DOCUMENTS**

4,990,144 A	2/1991	Blott	604/304
D330,187 S	* 10/1992	Shimoo et al.	D13/107
D386,148 S	* 11/1997	Katooka et al.	D13/110
D393,446 S	* 4/1998	Bellofatto et al.	D13/106
D403,661 S	* 1/1999	Mariani	D13/106
6,021,370 A	* 2/2000	Bellinger et al.	701/110
D423,451 S	* 4/2000	Heckenast et al.	D13/110
D432,985 S	* 10/2000	Wan	D13/107
6,215,273 B1	4/2001	Shy	320/105
D444,122 S	* 6/2001	Krieger et al.	D13/107
D444,125 S	* 6/2001	Shy	D13/110
D446,500 S	8/2001	Krieger et al.	D13/110
D466,862 S	* 12/2002	Casarella	D13/107
D469,401 S	* 1/2003	Griffey et al.	D13/110
D474,151 S	* 5/2003	James et al.	D13/119

D483,326 S	12/2003	Krieger et al.	
D484,852 S	* 1/2004	James et al.	D13/107
2001/0043052 A1	11/2001	Griffey et al.	320/114
2003/0149496 A1	8/2003	Johnson	700/91

**OTHER PUBLICATIONS**

U.S. Design Appl. No. 29/183,222, filed Jun. 10, 2003, Krieger et al.

U.S. design application, a division of 29/183,222, filed Mar. 25, 2004, application serial number not yet assigned, Krieger et al.

U.S. Design Appl. No. 29/186,592, filed Jul. 21, 2003, Krieger et al.

U.S. Design Appl. No. 29/182,824, filed Jun. 3, 2003, Krieger et al., now allowed.

(List continued on next page.)

*Primary Examiner*—Alan P. Douglas

*Assistant Examiner*—Rosemary K. Tarcza

(74) *Attorney, Agent, or Firm*—Venable LLP; Robert Kinberg

(57) **CLAIM**

The ornamental design for a battery charger, as shown and described.

**DESCRIPTION**

FIG. 1 is a perspective view from the front-top-right side of the battery charger showing our new design;

FIG. 2 is a front view of the design shown in FIG. 1;

FIG. 3 is a rear view of the design shown in FIG. 1;

FIG. 4 is a left side view of the design shown in FIG. 1;

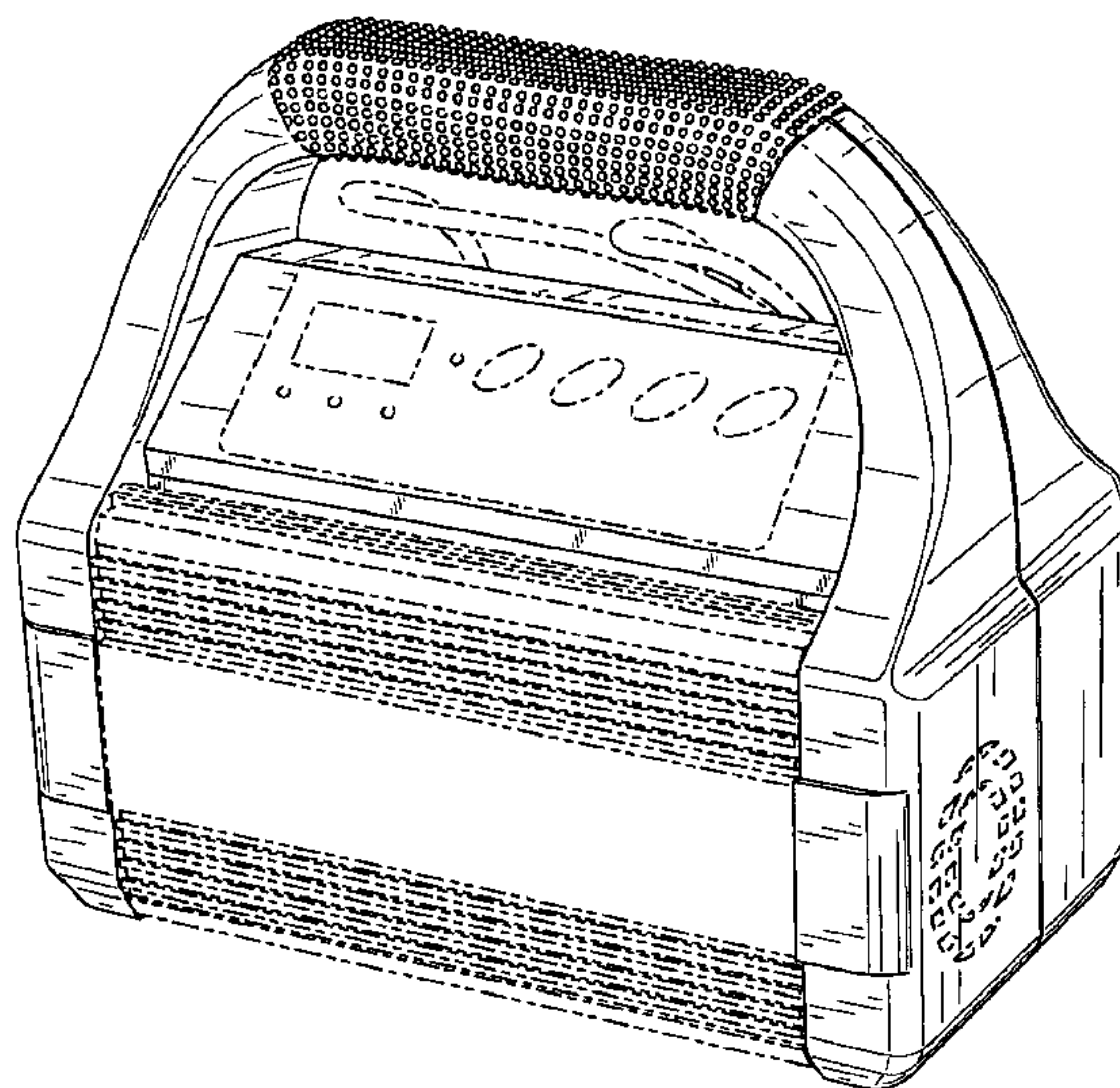
FIG. 5 is a right side view of the design shown in FIG. 1;

FIG. 6 is a top view of the design shown in FIG. 1; and,

FIG. 7 is a bottom view of the design shown in FIG. 1.

The broken lines immediately adjacent the shaded areas represent the bounds of the claimed design while all other broken lines are for illustrative purposes only; the broken lines form no part of the claimed design.

**1 Claim, 7 Drawing Sheets**



OTHER PUBLICATIONS

U.S. design application, a division of 29/182,824, filed Mar, 25, 2004, application Ser. No. not yet assigned, Krieger et al.  
U.S. Design Appl. No. 29/186,130, filed Jul. 10, 2003, Krieger et al.

U.S. Design Appl. No. 29/183,223, filed Jun. 10, 2003, Krieger et al., now allowed.

U.S. design application, a division of 29/183,223, filed Mar. 25, 2004, application Ser. No. not yet assigned, Krieger et al.

\* cited by examiner

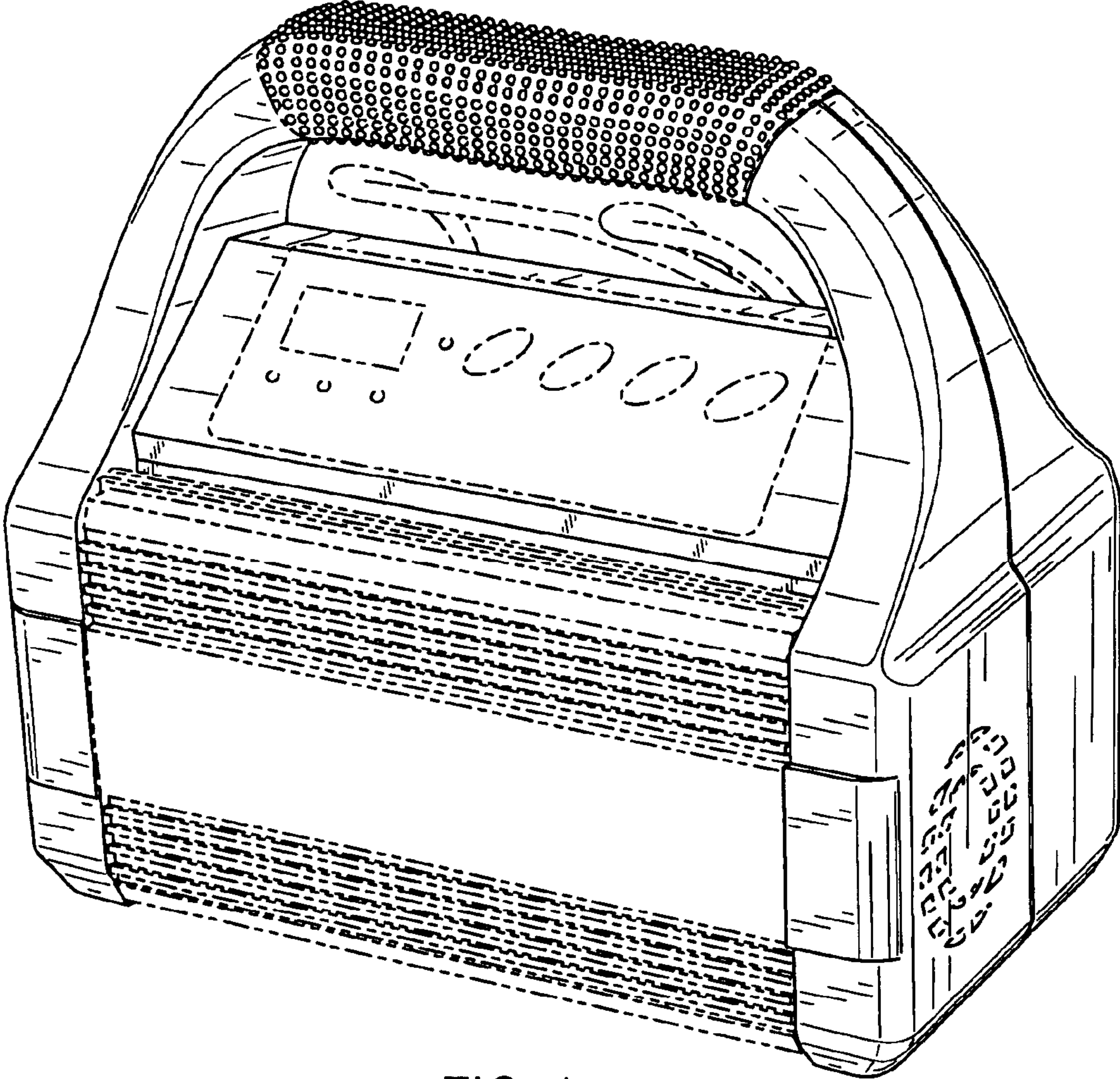


FIG. 1



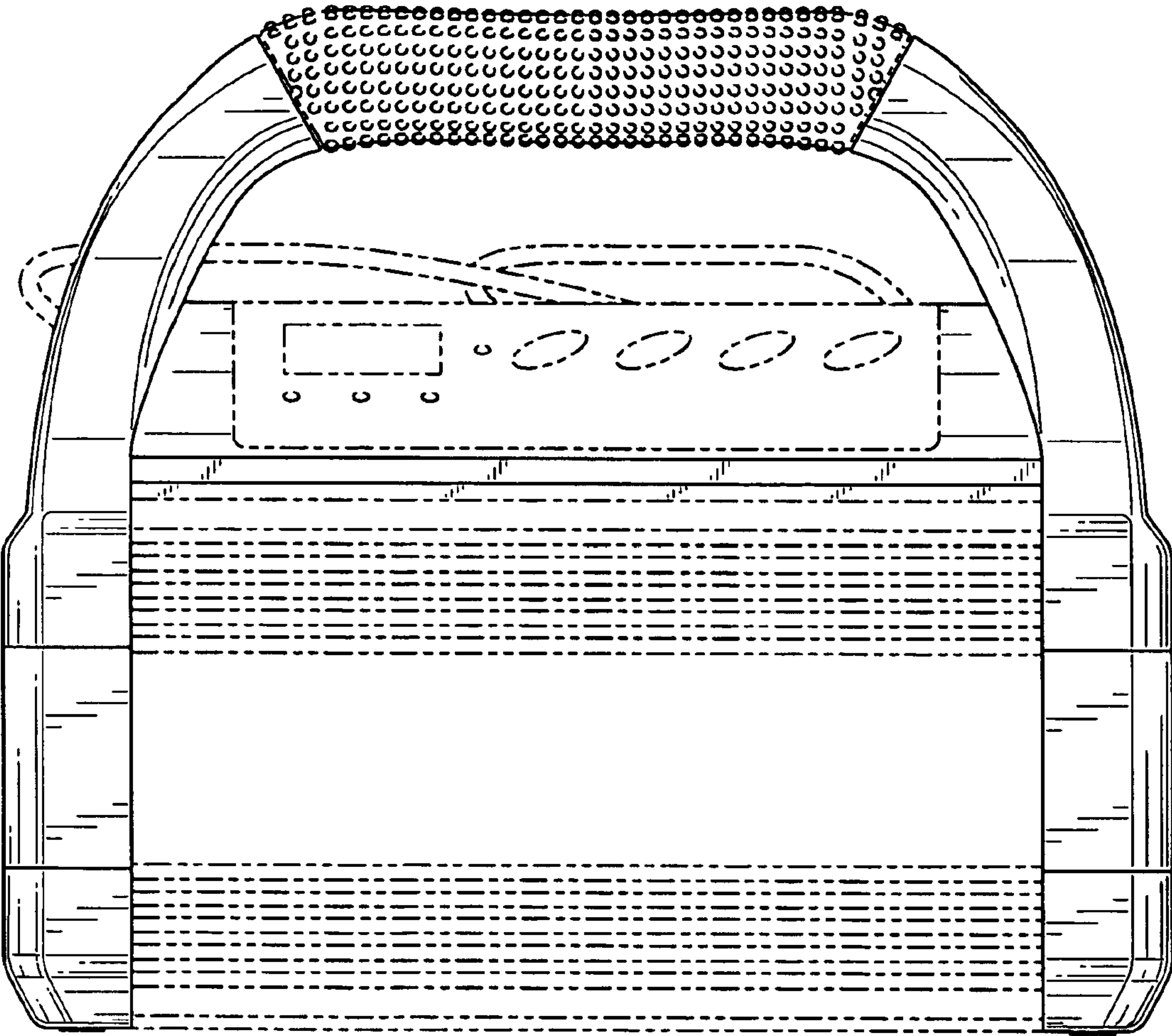


FIG. 2

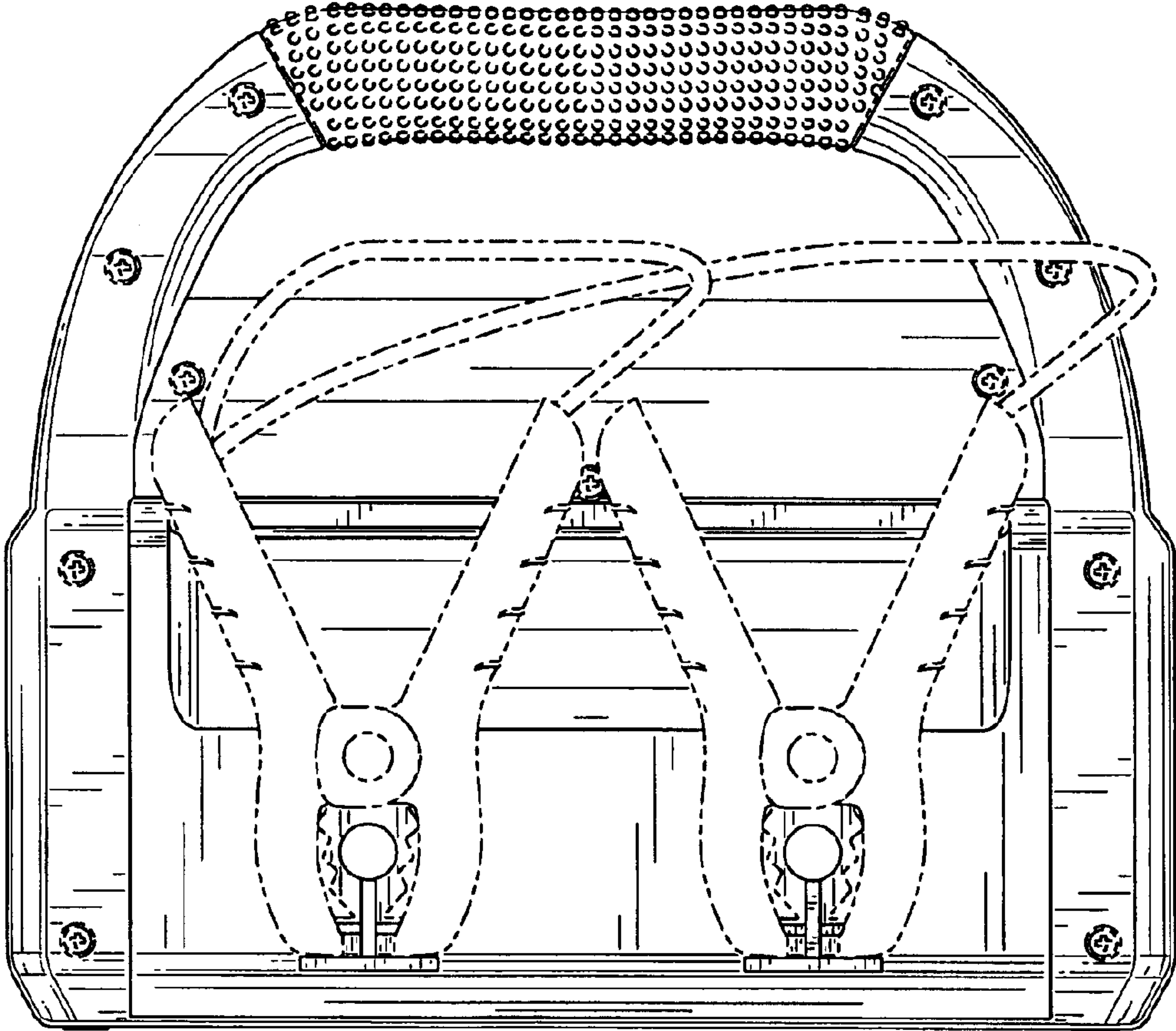


FIG. 3

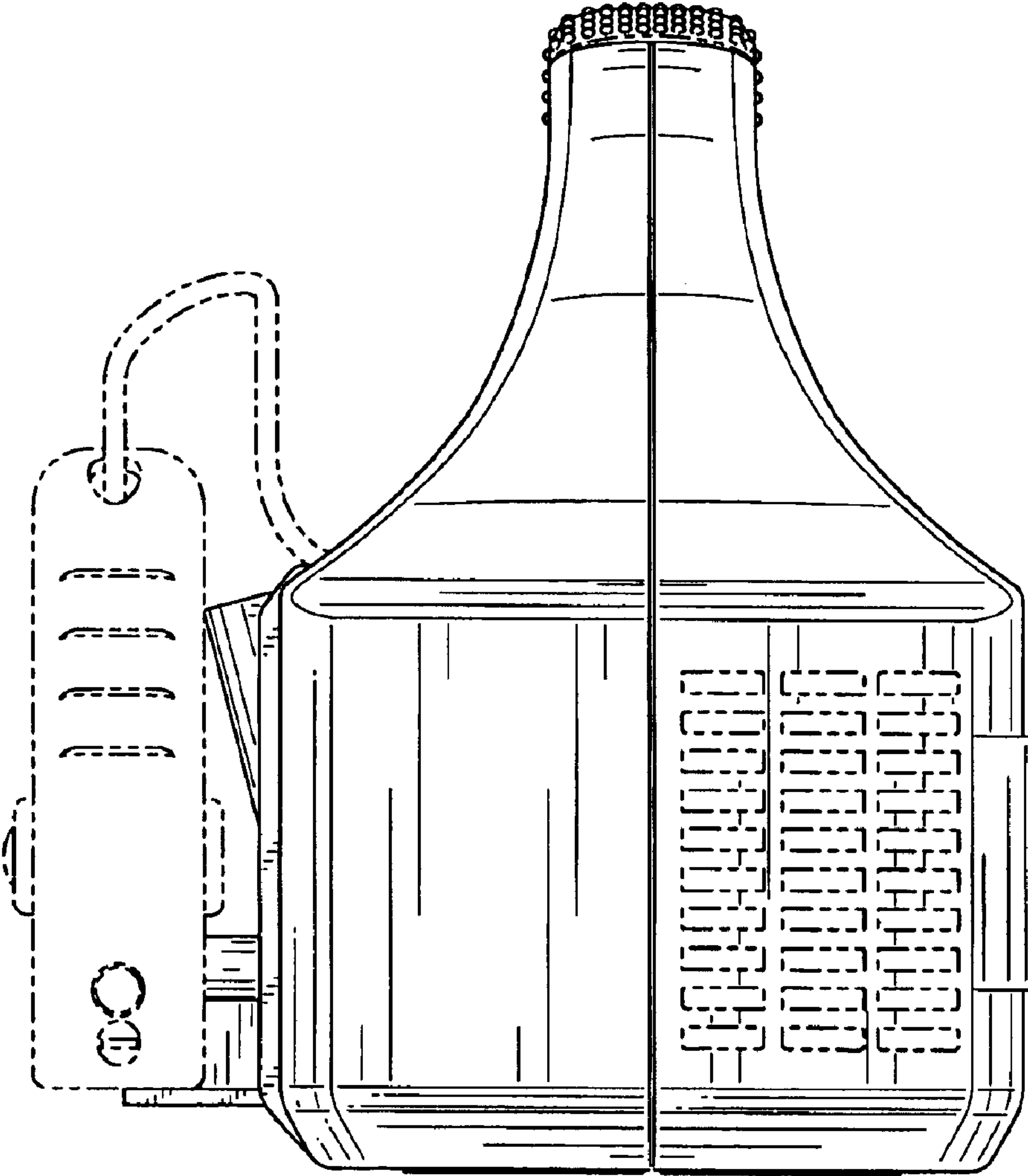


FIG. 4

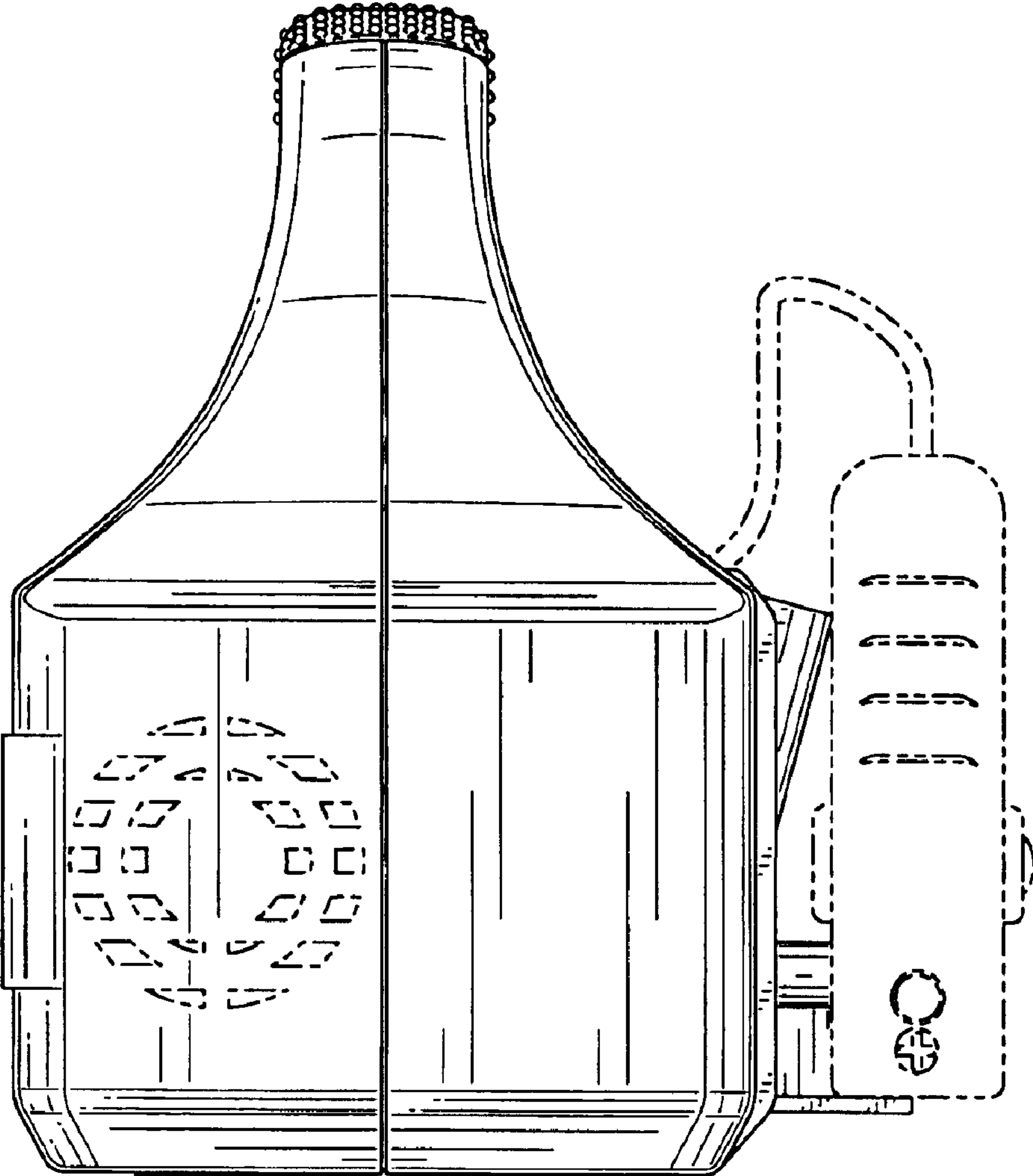


FIG. 5

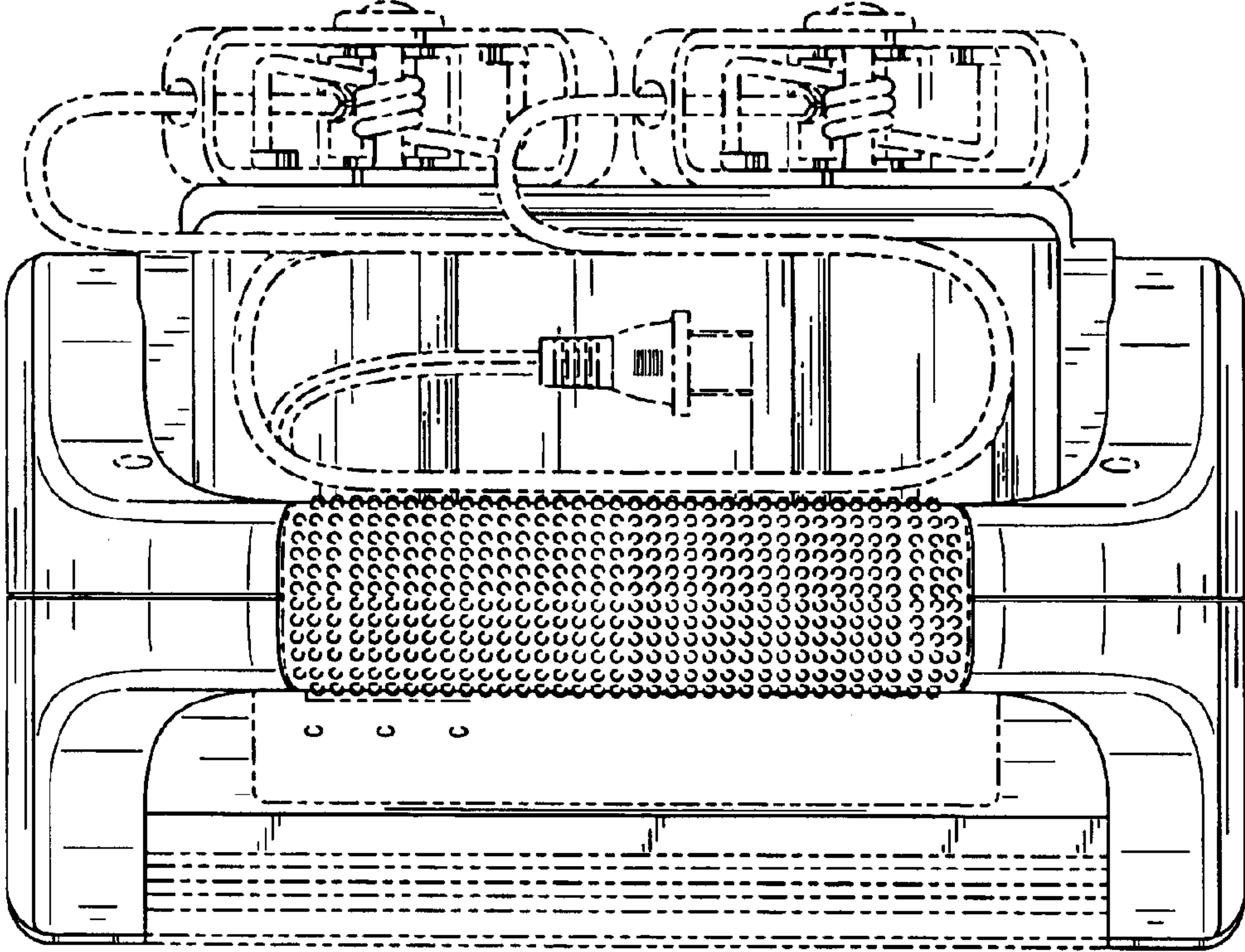


FIG. 6



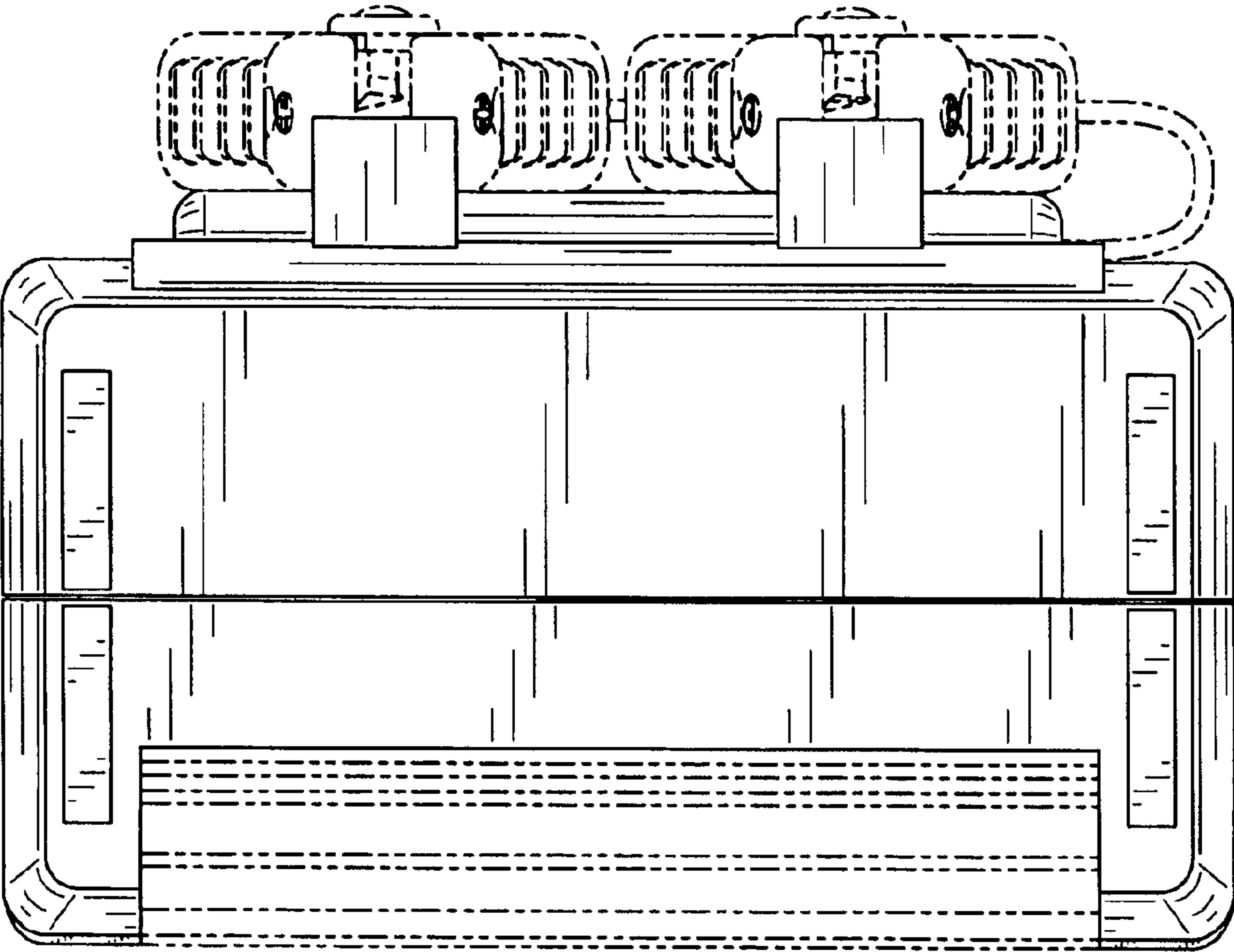


FIG. 7