

US00D503126S

(12) **United States Design Patent**
Papke et al.

(10) **Patent No.: US D503,126 S**
(45) **Date of Patent: ** Mar. 22, 2005**

(54) **SURFACE CONFIGURATION OF A VEHICLE, TOY AND/OR OTHER REPLICAS**

(75) Inventors: **Wolfgang Papke**, Ulm (DE); **Pieter Ketele**, Elchingen (DE); **Joerg Albers**, Ulm (DE)

(73) Assignee: **DaimlerChrysler AG**, Stuttgart (DE)

(**) Term: **14 Years**

(21) Appl. No.: **29/198,407**

(22) Filed: **Jan. 30, 2004**

(30) **Foreign Application Priority Data**

Jul. 31, 2003 (DE) 403 05 098

(51) **LOC (7) Cl.** **12-08**

(52) **U.S. Cl.** **D12/84**

(58) **Field of Search** D12/84, 82; 296/178

(56) **References Cited**

U.S. PATENT DOCUMENTS

D254,609 S	*	4/1980	Neal et al.	D12/84
D305,623 S	*	1/1990	Gallitzendoerfer et al. ..	D12/84
D345,120 S	*	3/1994	Normand et al.	D12/84
D376,562 S	*	12/1996	Sealy et al.	D12/84
D442,888 S	*	5/2001	Papke et al.	D12/84

* cited by examiner

Primary Examiner—Melody N. Brown

(74) *Attorney, Agent, or Firm*—Crowell & Moring LLP

(57) **CLAIM**

The ornamental design for a surface configuration of a vehicle, toy and/or other replicas, as shown and described.

DESCRIPTION

This application is related to the following co-pending applications, of the inventors, filed on even date herewith: application Ser. No. 29/198,408, entitled “Surface Configuration of an Headlight for a Vehicle”; and application Ser. No. 29/198,409, entitled “Surface Configuration of a Tail-light for a Vehicle”.

FIG. 1 is a right, front perspective view of a surface configuration of a vehicle, toy and/or other replicas according to our novel design;

FIG. 2 is a left, rear perspective view of the surface configuration of a vehicle, toy and/or other replicas according to our novel design;

FIG. 3 is a left side view of the surface configuration of a vehicle, toy and/or other replicas according to our novel design;


FIG. 4 is a right side view of the surface configuration of a vehicle, toy and/or other replicas according to our novel design;

FIG. 5 is a front view of the surface configuration of a vehicle, toy and/or other replicas according to our novel design; and,

FIG. 6 is a rear view of the surface configuration of a vehicle, toy and/or other replicas according to our novel design.

The broken lines are for illustrative purposes only and form no part of the claimed design.

1 Claim, 5 Drawing Sheets



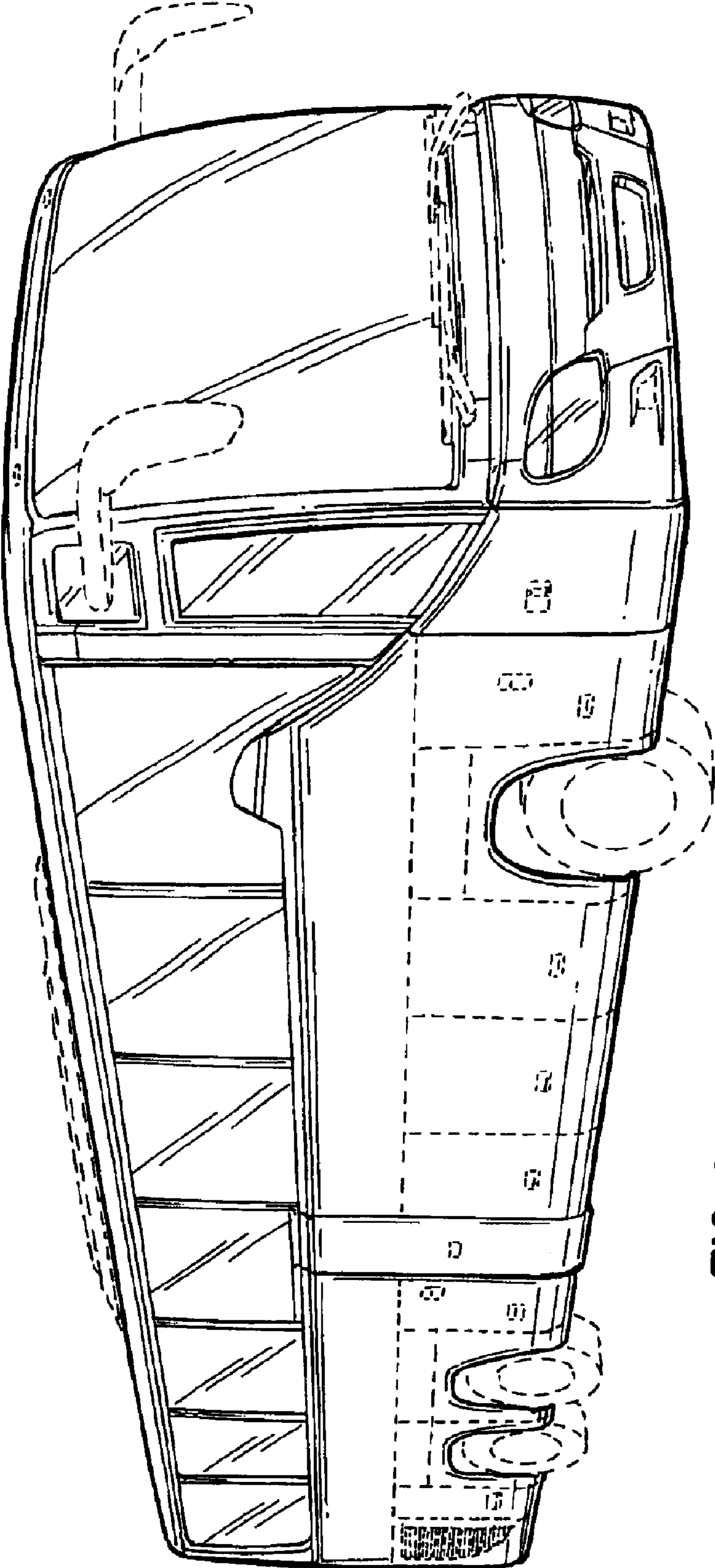


FIG. 1




FIG. 2

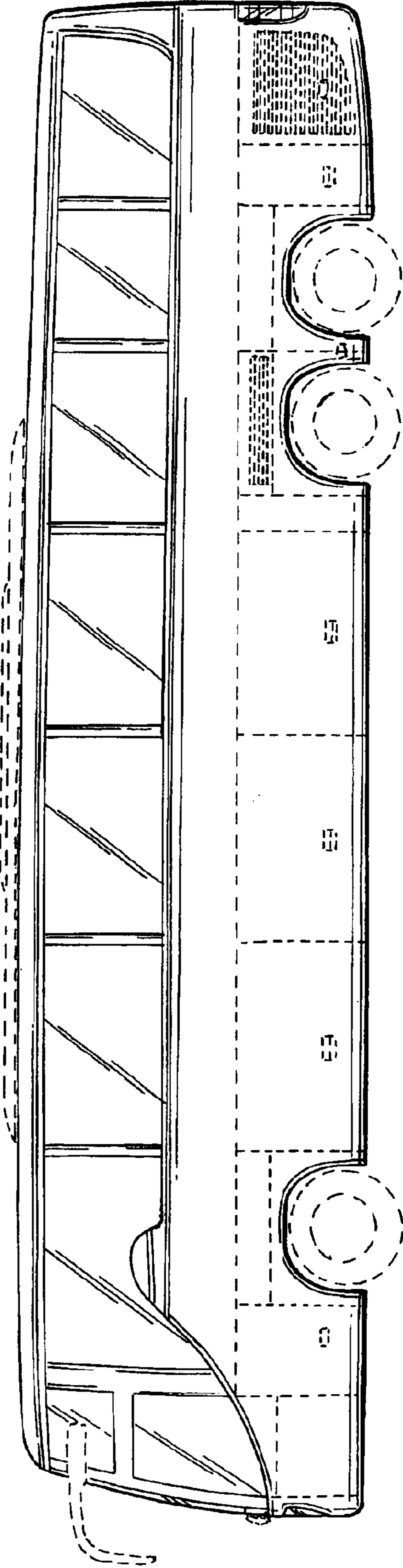


FIG. 3

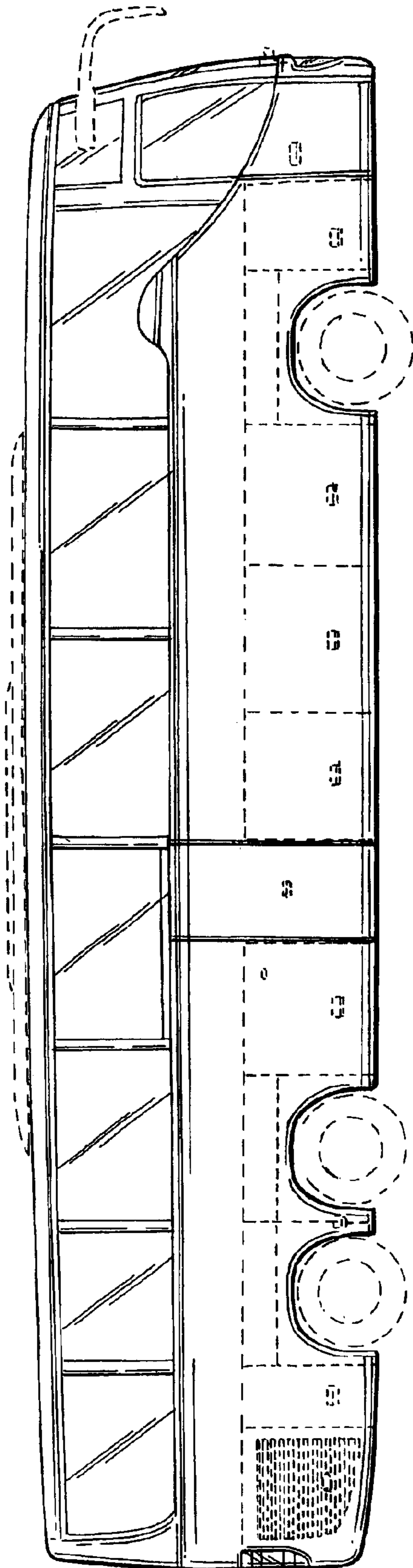


FIG. 4

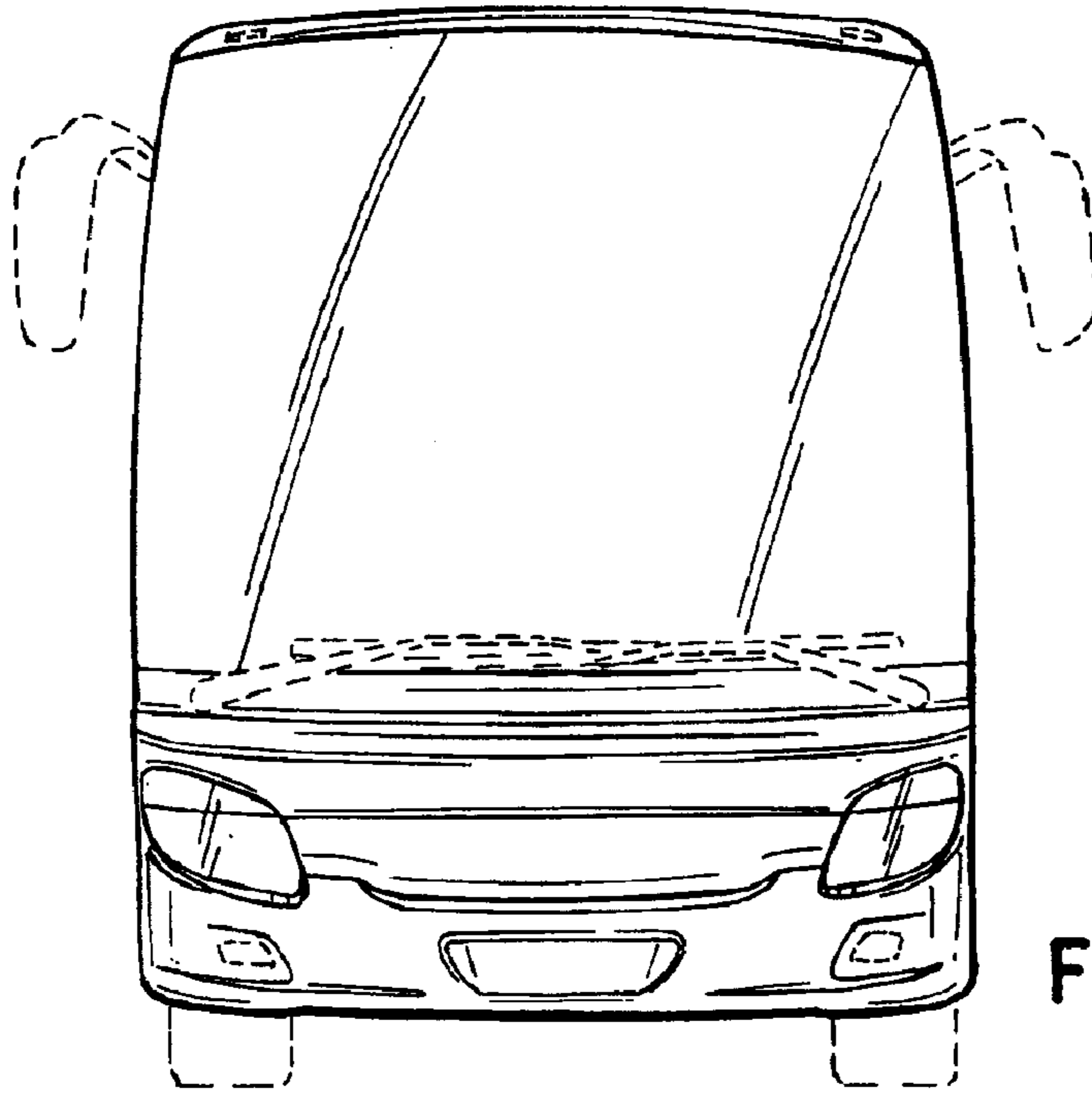


FIG. 5




FIG. 6