

US00D503115S

(12) **United States Design Patent**
Goto et al.

(10) **Patent No.:** **US D503,115 S**
(45) **Date of Patent:** **** Mar. 22, 2005**

(54) **WRIST WATCH**

(75) Inventors: **Atsushi Goto**, Kunitachi (JP); **Tetsuya Fujita**, Yokohama (JP)

(73) Assignee: **Casio Computer Co., Ltd.**, Tokyo (JP)

(**) Term: **14 Years**

(21) Appl. No.: **29/196,525**

(22) Filed: **Dec. 29, 2003**

(51) **LOC (7) Cl.** **10-02**

(52) **U.S. Cl.** **D10/32**

(58) **Field of Search** D10/1-39, 122-132;
368/276-277, 223, 281-282, 228-229,
285, 239-242, 28-30, 41-44; D11/3-25;
224/164, 168, 178; 63/1.1, 3, 5, 11

(56) **References Cited**

U.S. PATENT DOCUMENTS

- D301,840 S * 6/1989 Houlihan D10/30
- D339,750 S * 9/1993 Nakai D10/38
- D349,061 S * 7/1994 Morishima D10/38

- D376,986 S * 12/1996 Uzawa et al. D10/38
- D454,551 S * 3/2002 Bonadei et al. D14/138
- 6,527,610 B1 * 3/2003 Hornsby et al. 446/175
- D494,558 S * 8/2004 Lowinger D14/138
- D496,590 S * 9/2004 Chung et al. D10/31

* cited by examiner

Primary Examiner—Nelson C. Holtje

(74) *Attorney, Agent, or Firm*—Frishauf, Holtz, Goodman & Chick, P.C.

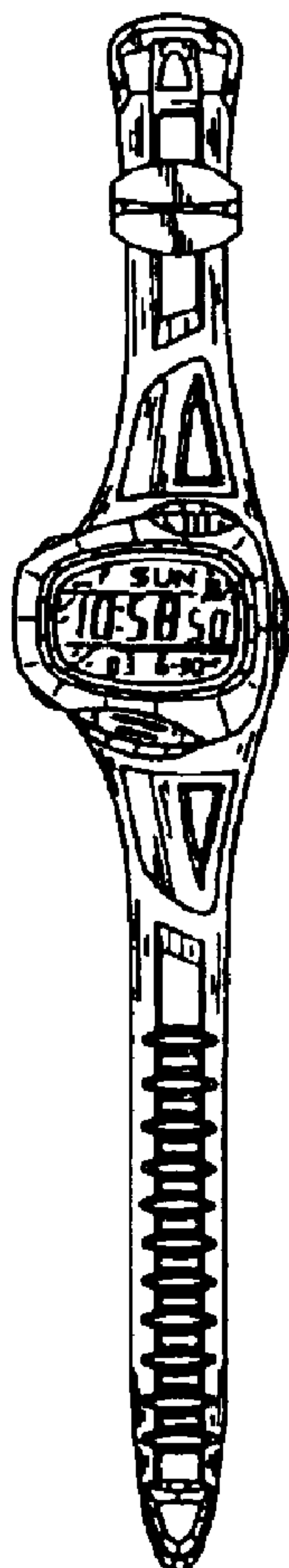
(57) **CLAIM**

The ornamental design for wrist watch, as shown.

DESCRIPTION

FIG. 1 is a front, right, bottom side perspective view of a wrist watch showing our new design;
FIG. 2 is a front elevational view thereof;
FIG. 3 is a rear elevational view thereof;
FIG. 4 is a left side view thereof;
FIG. 5 is a right side view thereof;
FIG. 6 is a top plan view thereof; and,
FIG. 7 is a bottom plan view thereof.

1 Claim, 6 Drawing Sheets



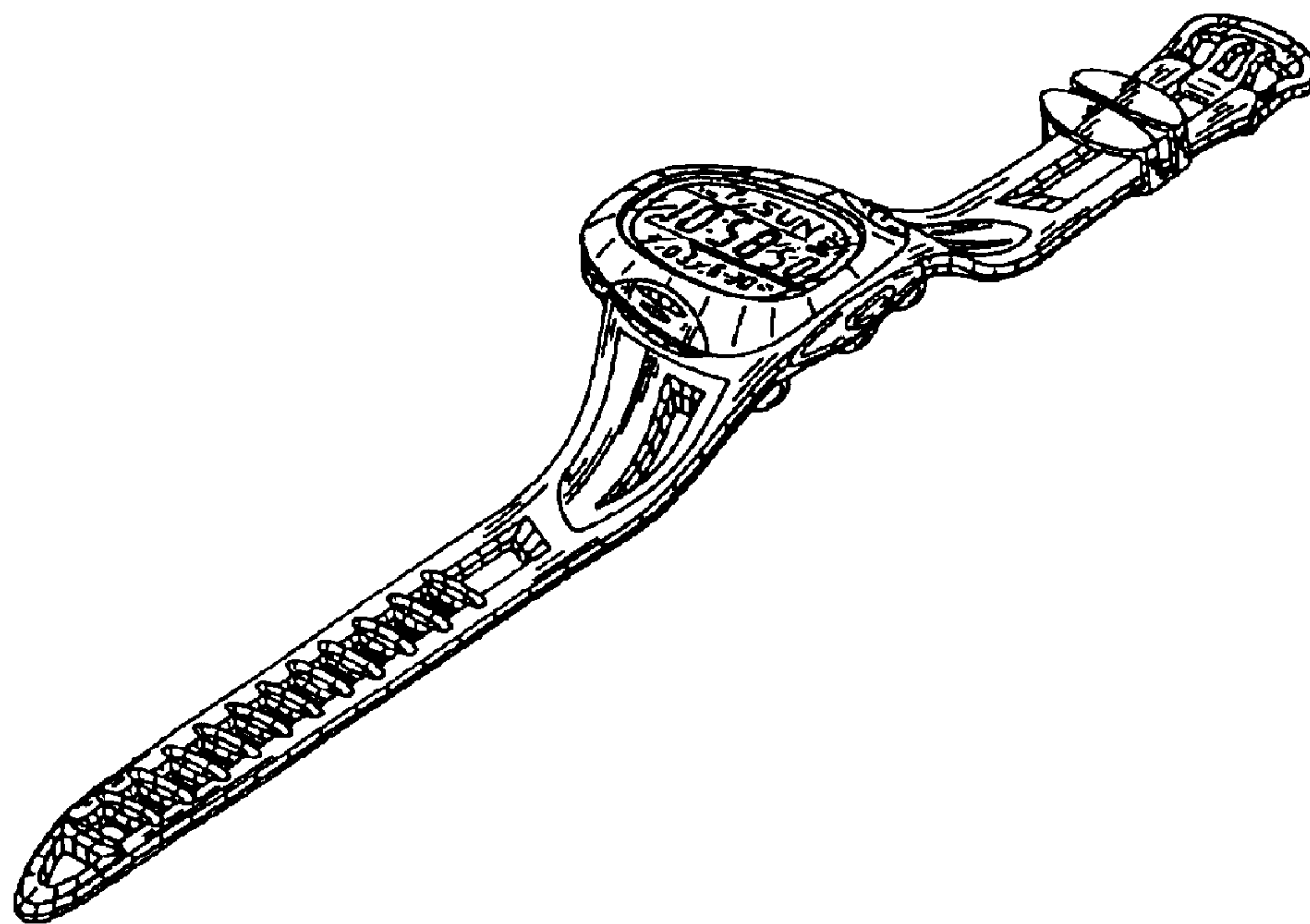


FIG. 1

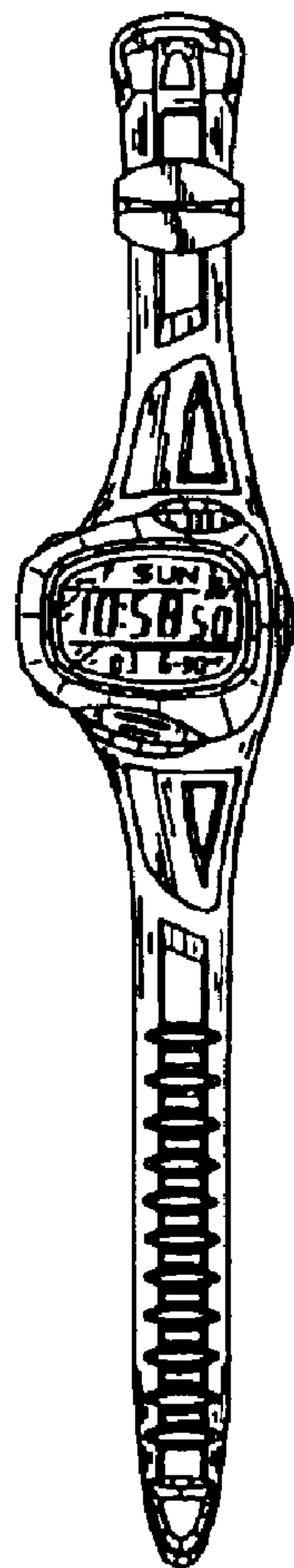


FIG. 2

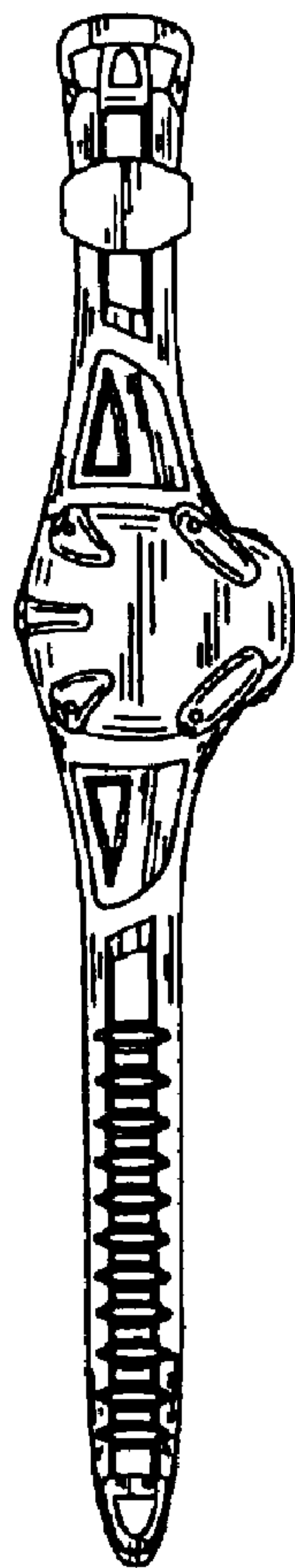


FIG. 3



FIG. 4



FIG. 5

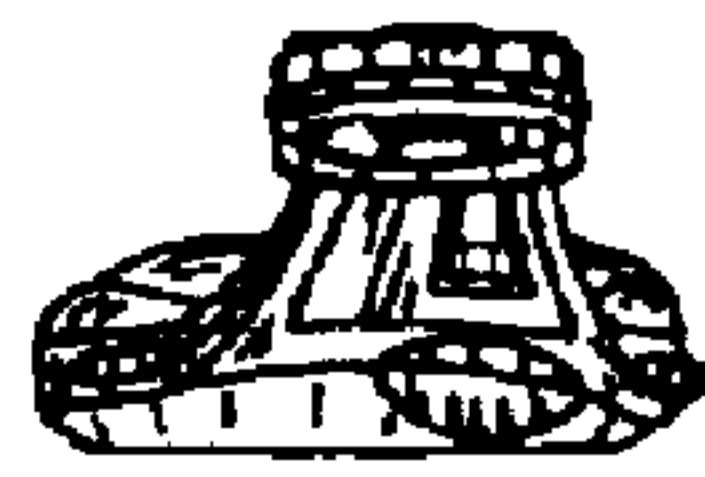


FIG. 6



FIG. 7