

US00D503107S

(12) **United States Design Patent** (10) **Patent No.:** **US D503,107 S**
Burr et al. (45) **Date of Patent:** **** Mar. 22, 2005**

(54) **HANDLE**

(75) Inventors: **Brian M. Burr**, Oceanside, CA (US);
Carl Wesley Truly, Oceanside, CA (US)

(73) Assignee: **Grabb-It Inc.**, Oceanside, CA (US)

(**) Term: **14 Years**

(21) Appl. No.: **29/192,998**

(22) Filed: **Oct. 30, 2003**

(51) **LOC (7) Cl.** **09-07**

(52) **U.S. Cl.** **D9/455; D9/434**

(58) **Field of Search** D9/456, 457, 455,
D9/435, 434, 433; D8/14, 300, 315; 294/170,
171

(56) **References Cited**

U.S. PATENT DOCUMENTS

1,691,467 A	11/1928	Carver
2,215,116 A	9/1940	Crary
D127,003 S	5/1941	Gibo
2,274,605 A	2/1942	Hoffmeister
2,501,037 A	3/1950	Fox
2,796,210 A	6/1957	Phillips
3,283,889 A	11/1966	Hetrick et al.
3,314,592 A	4/1967	Streich
3,446,416 A	5/1969	Epstein
D216,637 S	2/1970	Hermalin
3,610,510 A	10/1971	Hermalin
D227,660 S	7/1973	Konno
3,804,323 A	4/1974	Bemel
D239,919 S	5/1976	Wilson

(List continued on next page.)

FOREIGN PATENT DOCUMENTS

AT	196775	3/1958
CA	2051019	3/1993
DE	3528037 A1	2/1987
DE	3918355 A1	12/1990
EP	0 085 524 A1	5/1983

EP	0 085 524 A1	8/1983
GB	2 147 800 A	5/1985
GB	2 241 432 A	9/1991
GB	2 246 285 A	1/1992
GB	2 255 497 A	11/1992

OTHER PUBLICATIONS

Lundstrum, Meg, Raising the Roof with Floor Ads, Business Week, Sep. 16, 1999, The McGraw.

Primary Examiner—Louis S. Zarfaz

Assistant Examiner—Gregory Andoll

(74) *Attorney, Agent, or Firm*—Kilpatrick Stockton LLP

(57) **CLAIM**

The ornamental design for a handle, as shown and described.

DESCRIPTION

FIG. 1 shows a top view of a handle according to a first embodiment of the present invention, shown in an unfolded condition, the bottom view being the same.

FIG. 2 shows a front edge view of the handle of FIG. 1, shown in an unfolded condition.

FIG. 3 shows a rear edge view of the handle of FIG. 1, shown in an unfolded condition.

FIG. 4 shows a right edge view of the handle of FIG. 1, shown in an unfolded condition, the left edge view being the same.

FIG. 5 shows a perspective view of the handle of FIG. 1, shown in a folded condition.

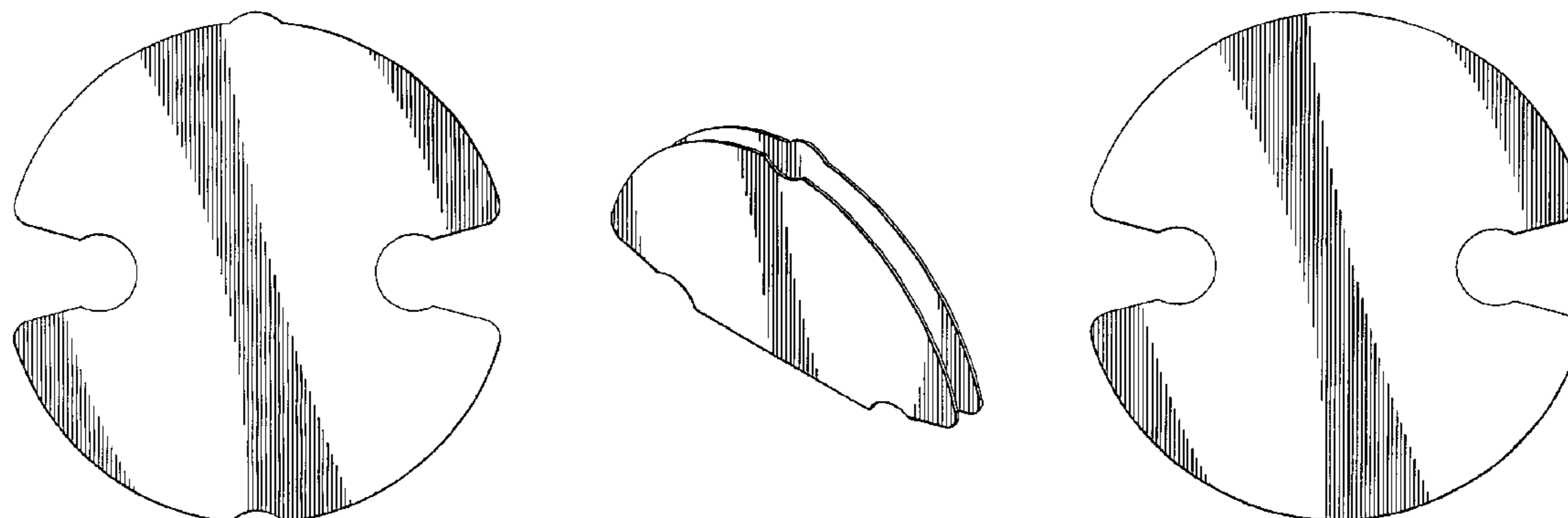
FIG. 6 shows a top view of a handle according to a second embodiment of the present invention, shown in an unfolded condition, the bottom view being the same.

FIG. 7 shows a front edge view of the handle of FIG. 6, shown in an unfolded condition, the rear edge view being the same.

FIG. 8 shows a right edge view of the handle of FIG. 6, shown in an unfolded condition, the left edge view being the same; and,

FIG. 9 shows a perspective view of the handle of FIG. 6, shown in a folded condition.

1 Claim, 3 Drawing Sheets



US D503,107 S

Page 2

U.S. PATENT DOCUMENTS

4,262,385 A	4/1981	Norman	D380,382 S	7/1997	Rhone et al.	
4,417,609 A	11/1983	Sherwood	5,658,029 A	8/1997	Franko	
D286,268 S	10/1986	Wolff	D395,602 S	6/1998	Sakko	
4,617,215 A	10/1986	Telesco	5,775,757 A	7/1998	Tipp	
4,796,940 A	1/1989	Rimland	5,881,432 A	3/1999	Good	
D307,712 S	5/1990	Ralls et al.	D408,259 S	4/1999	Hagen	
4,920,675 A	5/1990	Mashimo	5,992,803 A	11/1999	LeRoux	
4,932,702 A	6/1990	Sweeny	5,996,180 A	12/1999	Eisenzopf	
4,938,515 A	7/1990	Fazio	D418,753 S *	1/2000	DuBow	D9/440
4,982,989 A	1/1991	Sweeny	D438,797 S	3/2001	Bozlee	
5,005,891 A	4/1991	Lunsford	D442,085 S	5/2001	Bozlee	
D317,246 S	6/1991	Driscoll	D451,389 S	12/2001	Bozlee	
D325,156 S	4/1992	Sweeny	D451,390 S	12/2001	Bozlee	
5,257,845 A	11/1993	McConnell	D451,391 S	12/2001	Bozlee	
5,368,393 A	11/1994	Normann	6,354,645 B2	3/2002	Bozlee	
5,395,298 A	3/1995	Moesmann	6,481,771 B1	11/2002	Friedman	
5,425,497 A	6/1995	Sorensen	D466,810 S *	12/2002	Ekkert	D9/435
D363,876 S	11/1995	Morissette	D480,645 S	10/2003	Putnam	
5,487,582 A	1/1996	Bourgeois et al.	D493,108 S *	7/2004	Burr et al.	D9/433
5,599,052 A	2/1997	Van Davelaar	D496,587 S *	9/2004	Burr et al.	D9/434

* cited by examiner

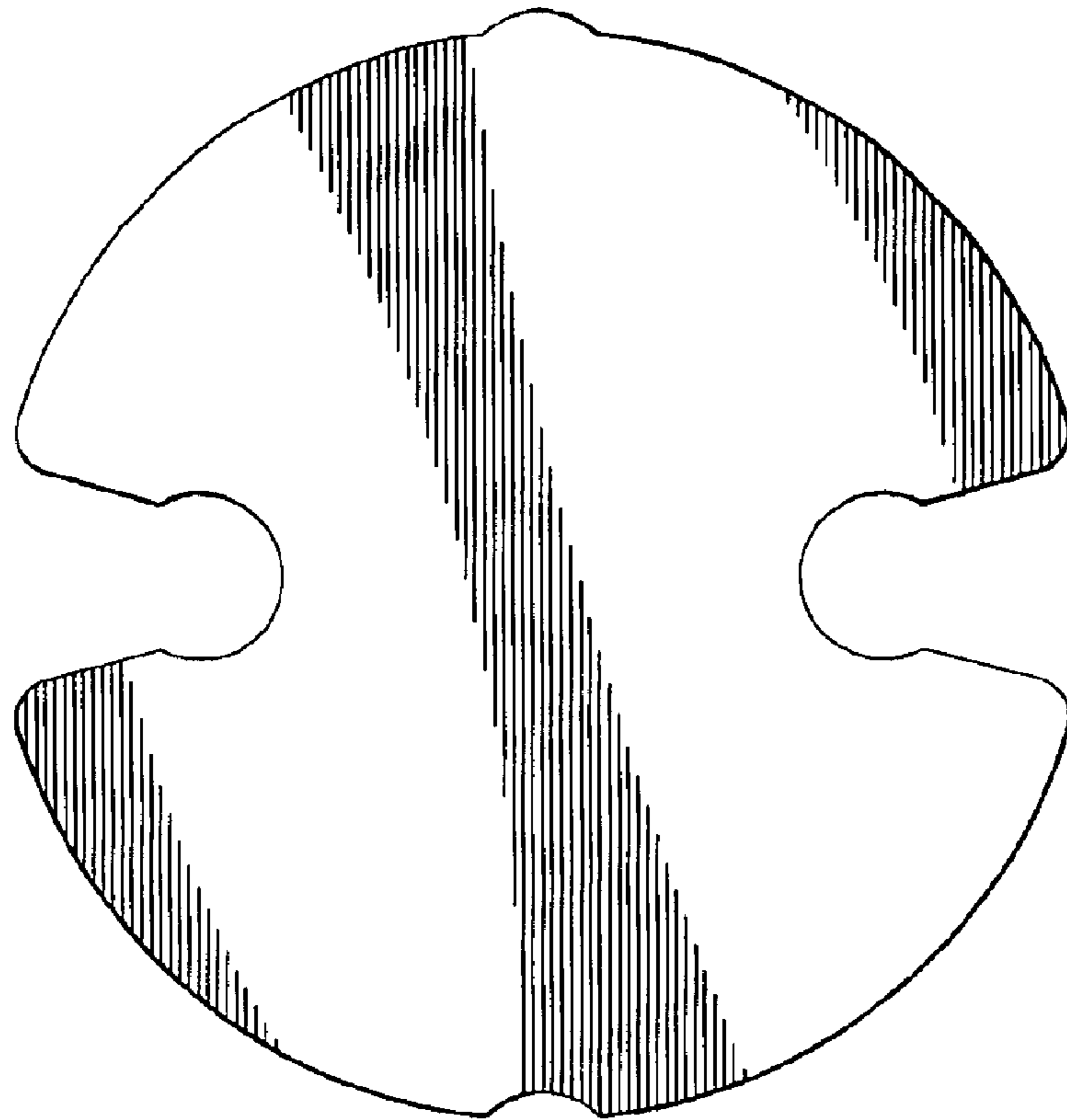


FIG. 1



FIG. 2



FIG. 3



FIG. 4

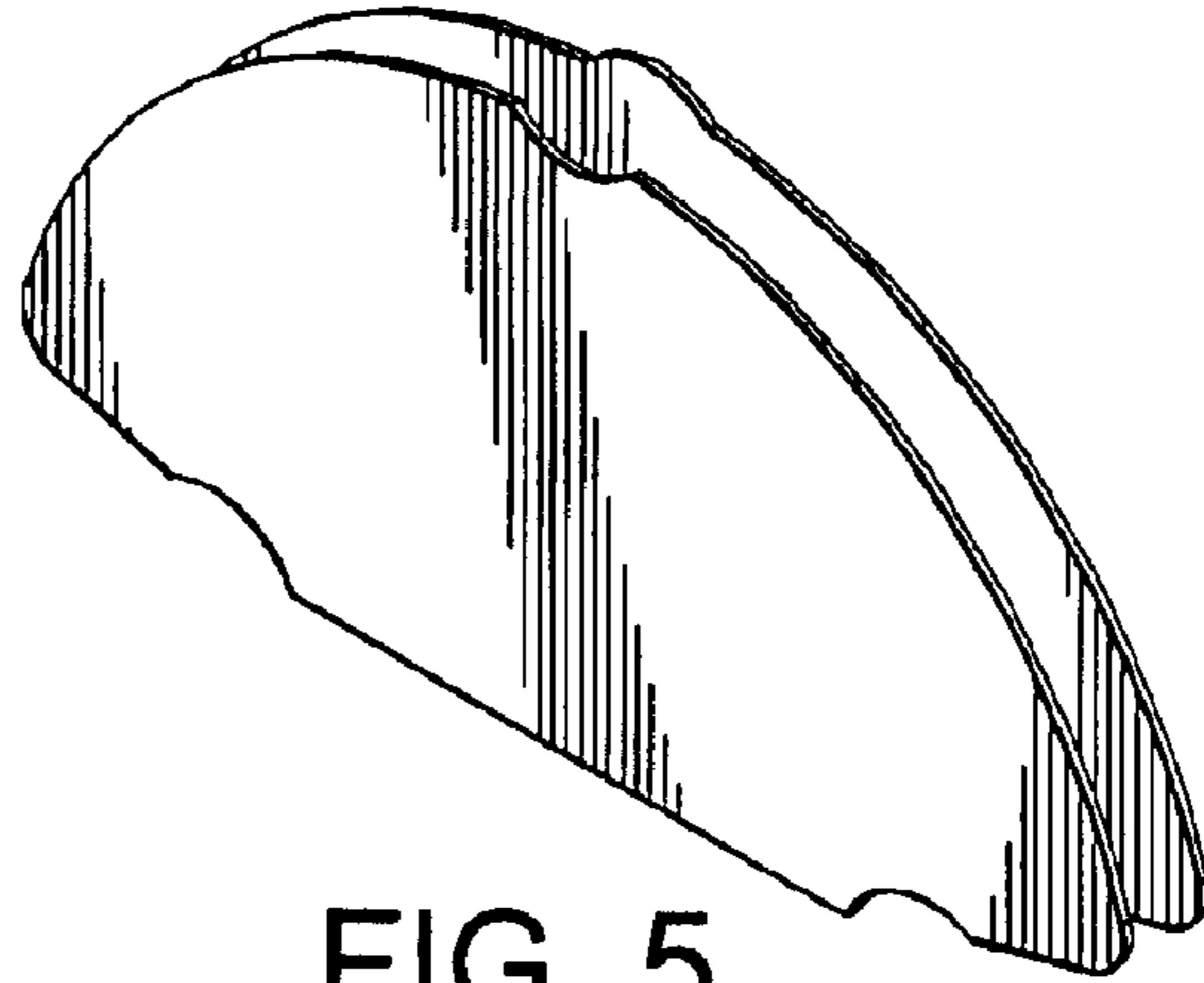


FIG. 5



FIG. 8

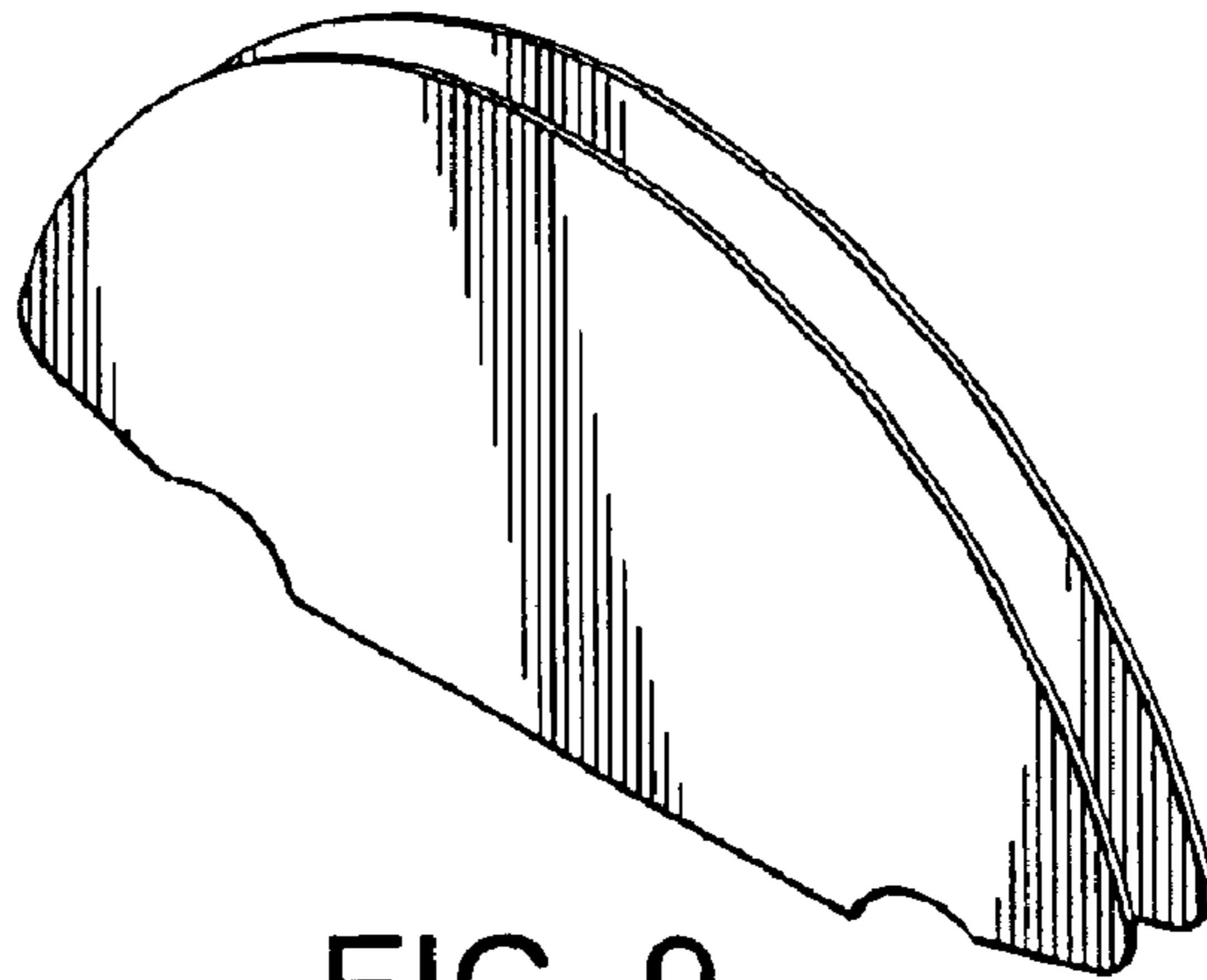


FIG. 9

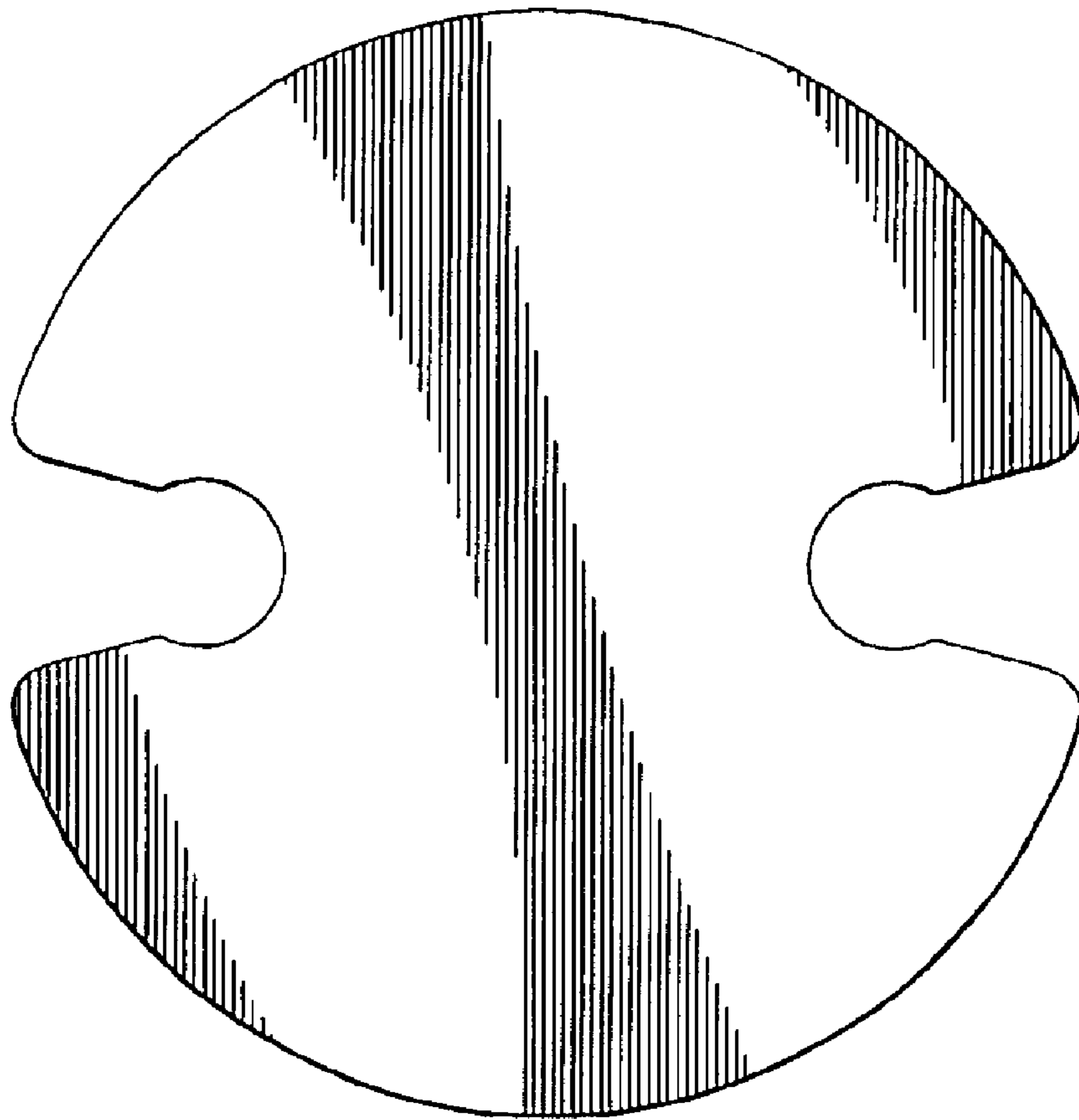


FIG. 6



FIG. 7