

US00D503077S

(12) **United States Design Patent**
Welsh

(10) **Patent No.:** **US D503,077 S**
(45) **Date of Patent:** **** Mar. 22, 2005**

(54) **HAIR SHEARS**

(76) **Inventor:** **Georgia L. Welsh**, 3710 Humpton Rd.,
Downingtown, PA (US) 19335

(**) **Term:** **14 Years**

(21) **Appl. No.:** **29/187,301**

(22) **Filed:** **Jul. 30, 2003**

(51) **LOC (7) Cl.** **08-05**

(52) **U.S. Cl.** **D8/57**

(58) **Field of Search** D8/57, 107; 7/135,
7/136; 30/131, 195, 358, 229-262

(56) **References Cited**

U.S. PATENT DOCUMENTS

1,741,803 A	*	12/1929	Zeidler	30/266
1,884,630 A	*	10/1932	Driest et al.	30/260
2,640,264 A	*	6/1953	Sullivan et al.	30/341
D180,578 S	*	7/1957	Briskman	D8/57
3,325,897 A	*	6/1967	Luebke	30/254
D212,273 S	*	9/1968	Sinko	D8/57

3,831,277 A	*	8/1974	Nagata	30/195
4,250,619 A	*	2/1981	Buerkert et al.	30/230
4,744,147 A	*	5/1988	Modin	30/254
5,964,038 A	*	10/1999	DeVito	30/226

* cited by examiner

Primary Examiner—Clare E Heflin

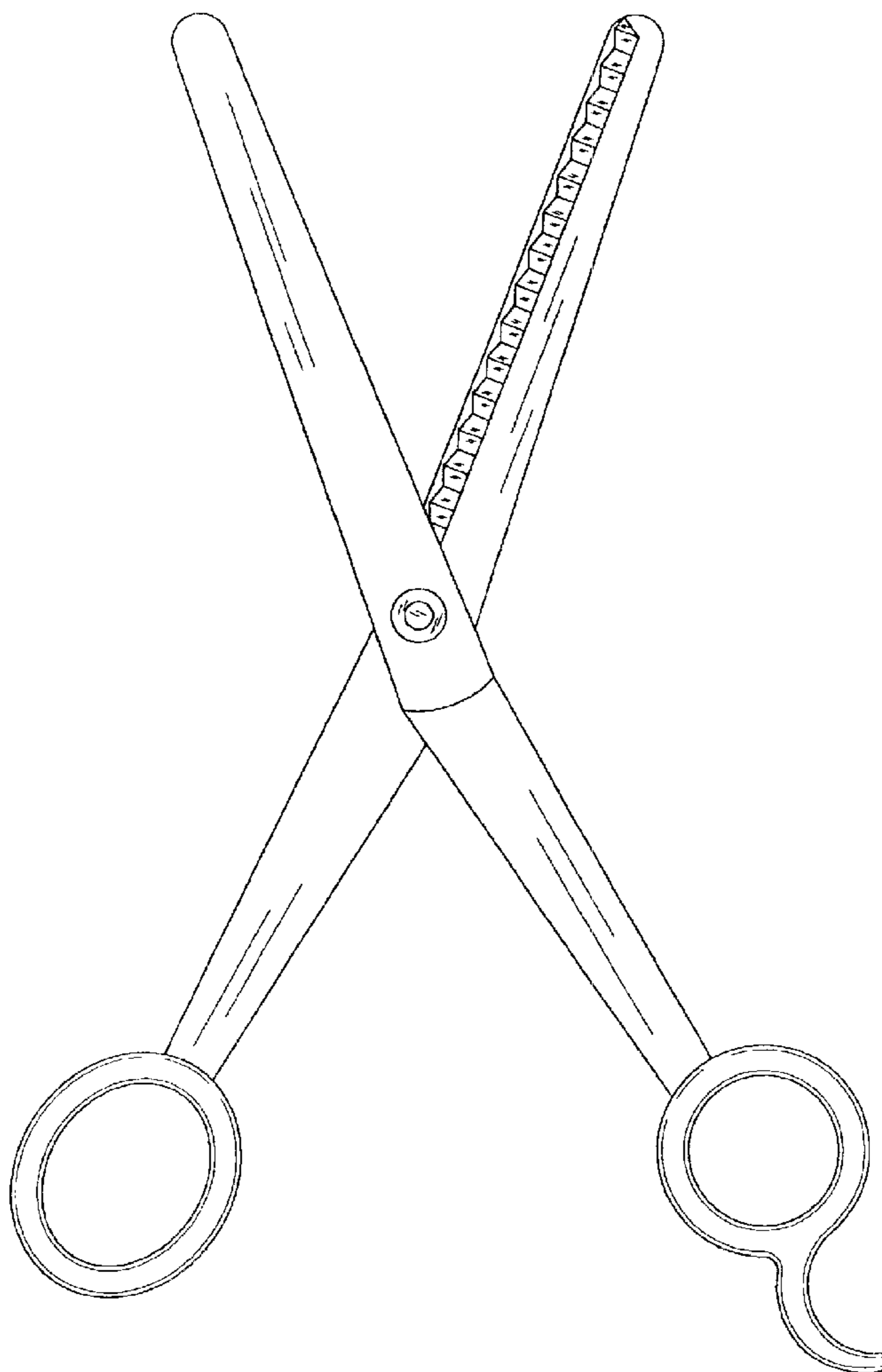
(57) **CLAIM**

The ornamental design for a hair shears, as shown and described.

DESCRIPTION

FIG. 1 is a front elevational view of a hair shears showing my new design in a closed position;
FIG. 2 is a rear elevational view thereof;
FIG. 3 is a side view, taken from the left side of FIG. 1;
FIG. 4 is a side view, taken from the right side of FIG. 1;
FIG. 5 is a top plan view thereof;
FIG. 6 is a bottom plan view thereof; and,
FIG. 7 is a front elevational view of a hair shears showing my new design in an open position.

1 Claim, 3 Drawing Sheets



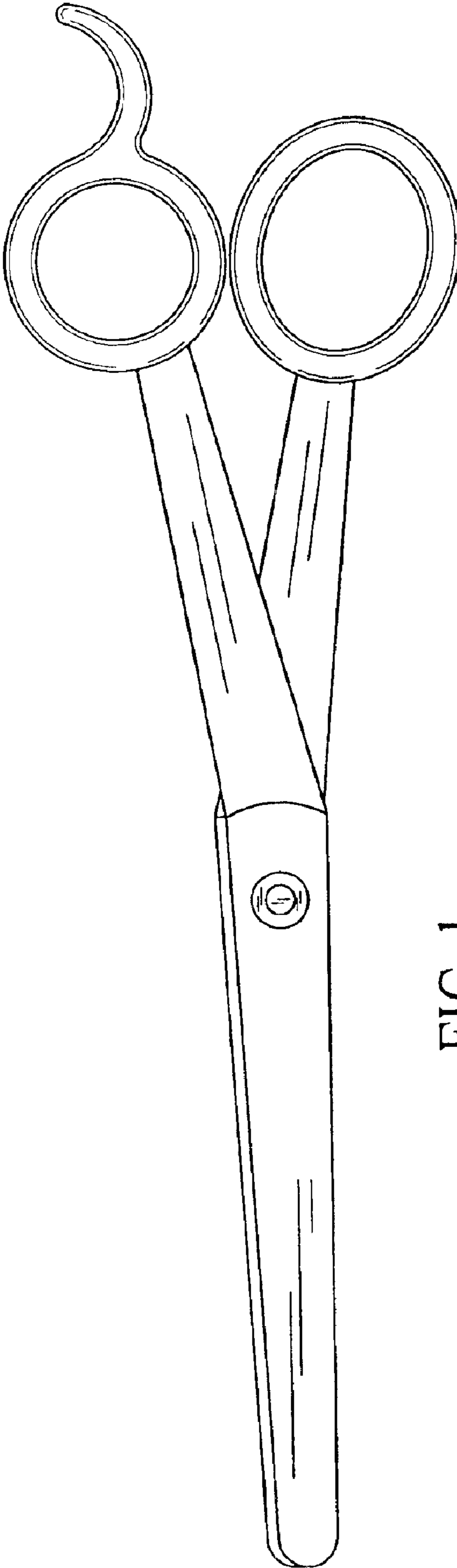


FIG. 1

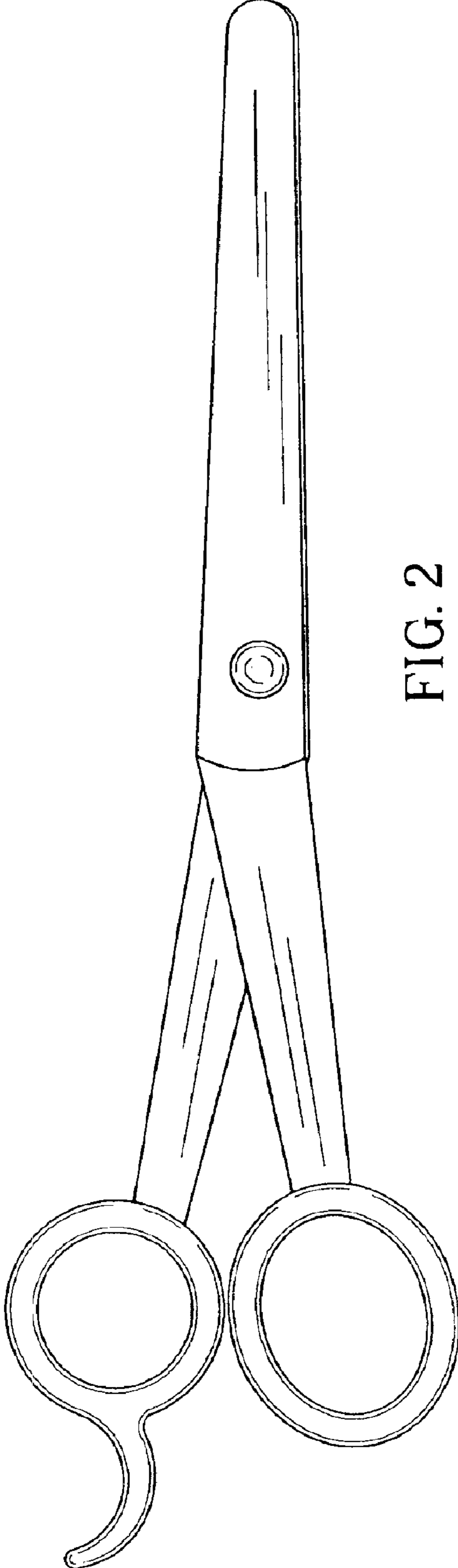


FIG. 2

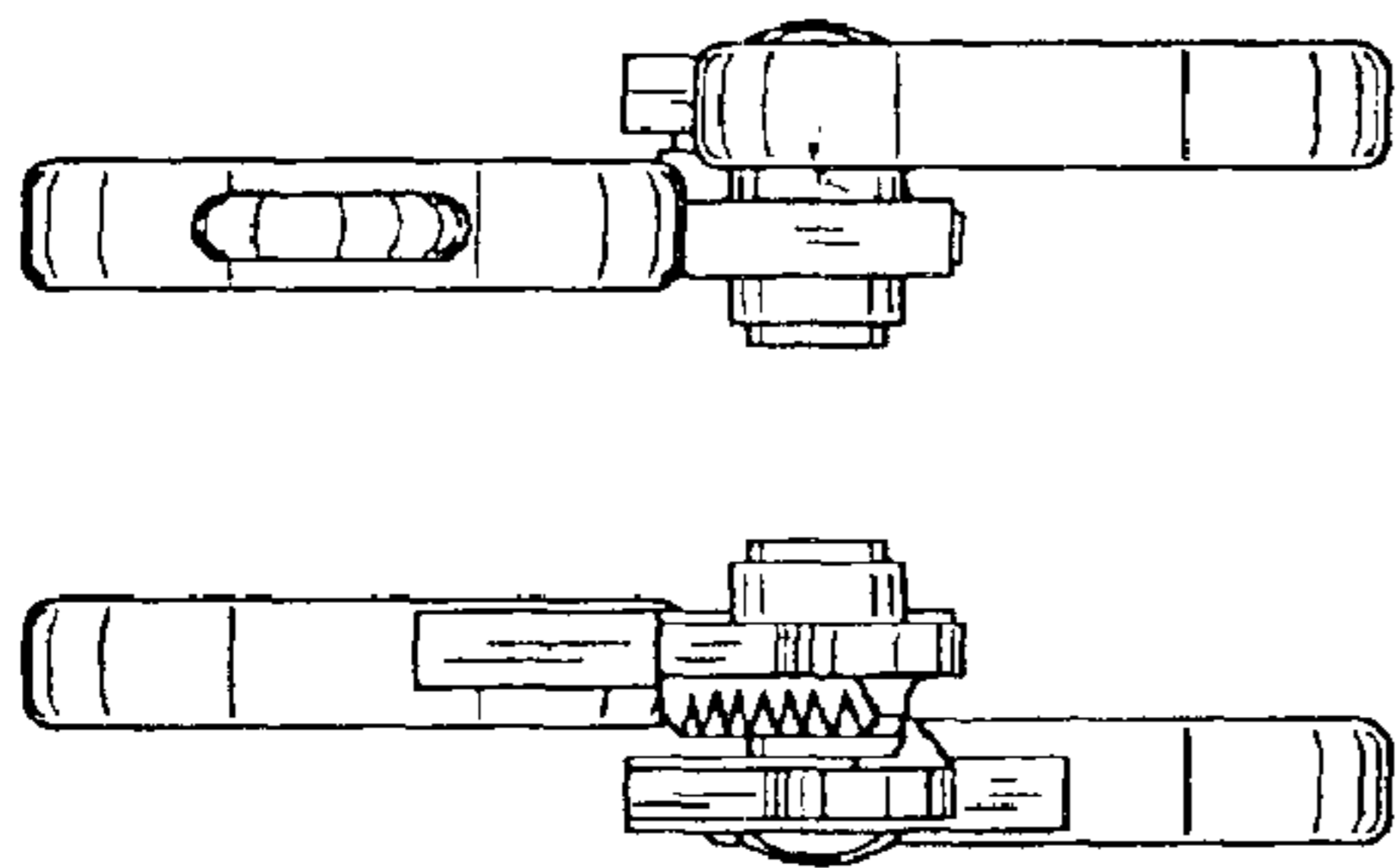


FIG. 3



FIG. 4

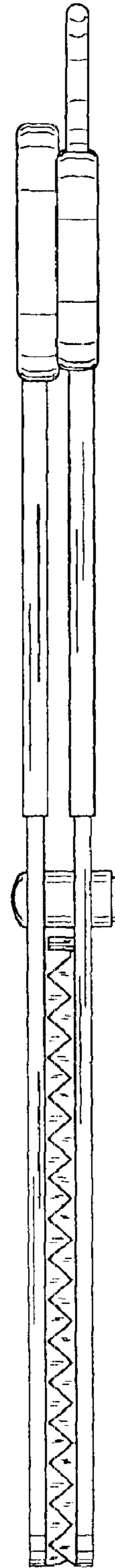


FIG. 5

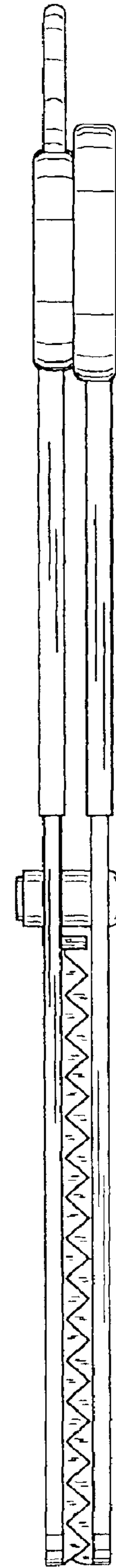


FIG. 6

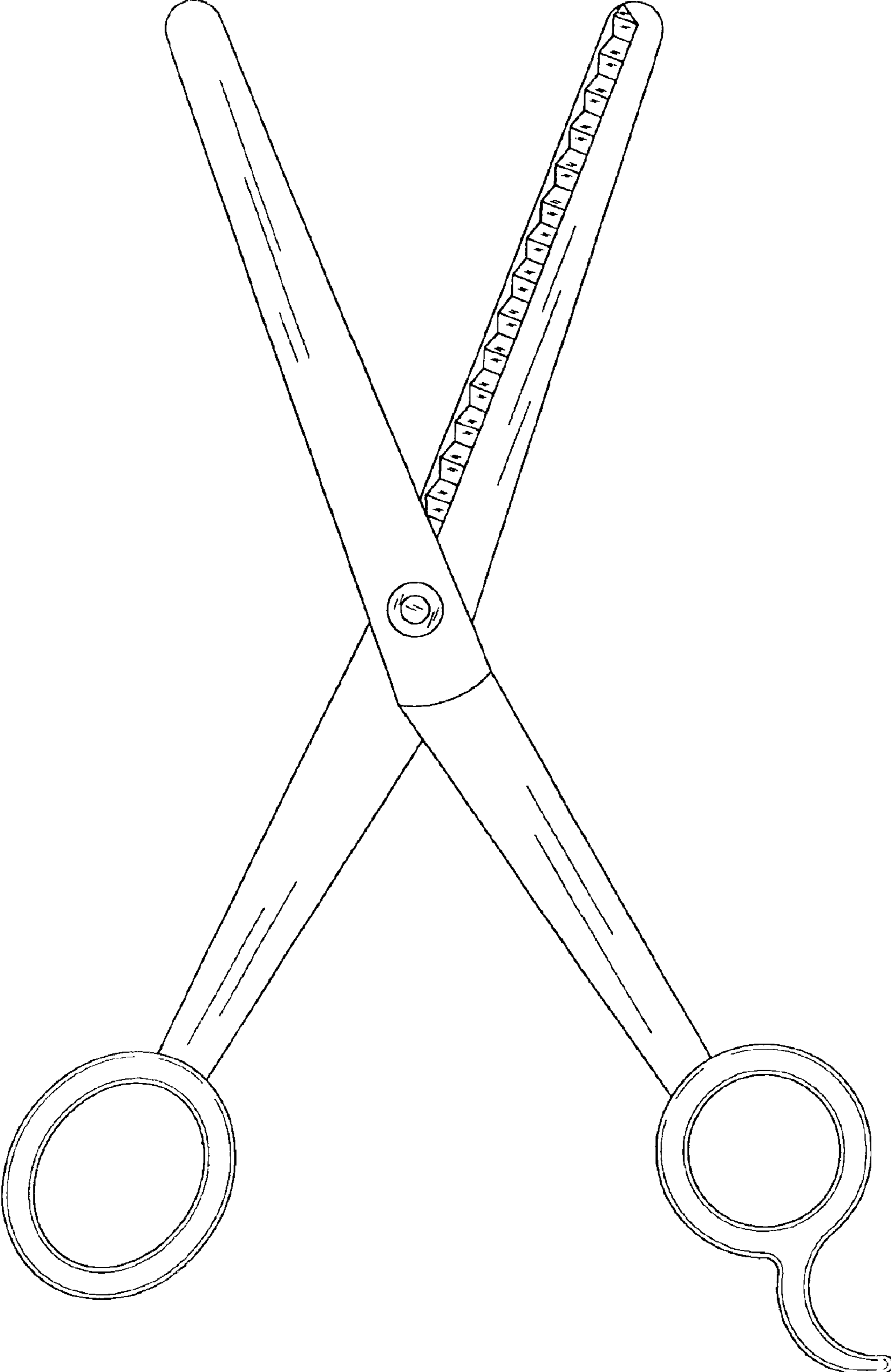


FIG. 7