

US00D503058S

(12) **United States Design Patent**
Loewenthal

(10) **Patent No.: US D503,058 S**
(45) **Date of Patent: ** Mar. 22, 2005**

(54) **END CAP FOR A BED END COVER**

(75) **Inventor: Howard Loewenthal, Hinkley, OH (US)**

(73) **Assignee: Invacare Corporation, Elyria, OH (US)**

(**) **Term: 14 Years**

(21) **Appl. No.: 29/192,645**

(22) **Filed: Oct. 27, 2003**

(51) **LOC (7) Cl. 06-02**

(52) **U.S. Cl. D6/503; D6/491**

(58) **Field of Search D6/382, 388, 389, D6/392-395, 505-508, 503, 491, 495; 5/53.1, 279.1, 280, 281, 907, 285, 310, 663**

(56) **References Cited**

U.S. PATENT DOCUMENTS

D95,018 S	*	4/1935	Carlson	D6/397
D190,017 S	*	4/1961	Swarts et al.	D6/505
D346,515 S	*	5/1994	Fisher	D6/503

* cited by examiner

Primary Examiner—Janice E. Seeger

(74) *Attorney, Agent, or Firm*—Calfee, Halter & Griswold LLP; Nenad Pejic

(57) **CLAIM**

The ornamental design for an end cap for a bed end cover, as shown and described.

DESCRIPTION

FIG. 1 is a perspective view of an end cap for a bed end cover showing the new design;

FIG. 2 is an enlarged perspective view of the end cap of FIG. 1;

FIG. 3 is a front view of the end cap of FIG. 1;

FIG. 4 is a back view of the end cap of FIG. 1;

FIG. 5 is a left side view of the end cap of FIG. 1, the right side view being a mirror image;

FIG. 6 is a top view of the end cap of FIG. 1;

FIG. 7 is a bottom view of the end cap of FIG. 1;

FIG. 8 is a perspective view of a second embodiment of the end cap of the new design;

FIG. 9 is a front view of the end cap of FIG. 8;

FIG. 10 is a back view of the end cap of FIG. 8;

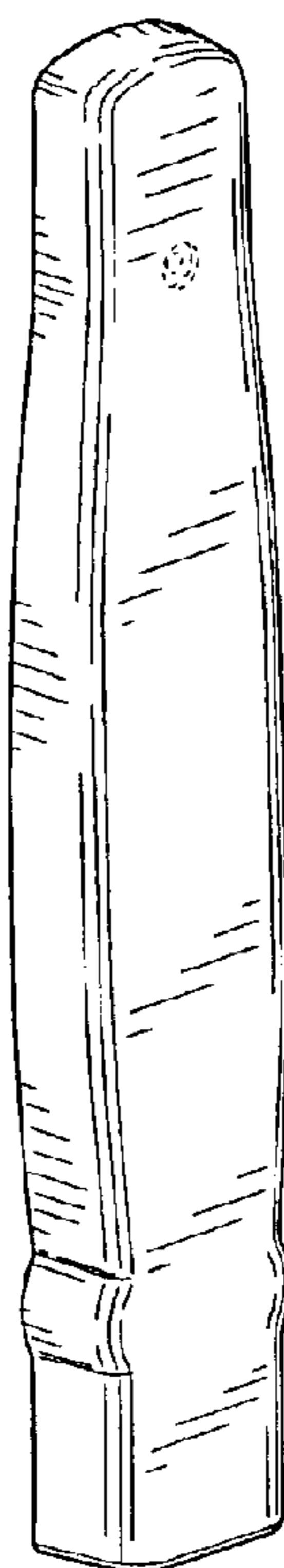
FIG. 11 is a left side view of the end cap of FIG. 8, the right side view being a mirror image;

FIG. 12 is a top view of the end cap of FIG. 8; and,

FIG. 13 is a bottom view of the end cap of FIG. 8.

The portions of the Figures shown in phantom lines are not part of the claimed design but are for illustration only.

1 Claim, 2 Drawing Sheets



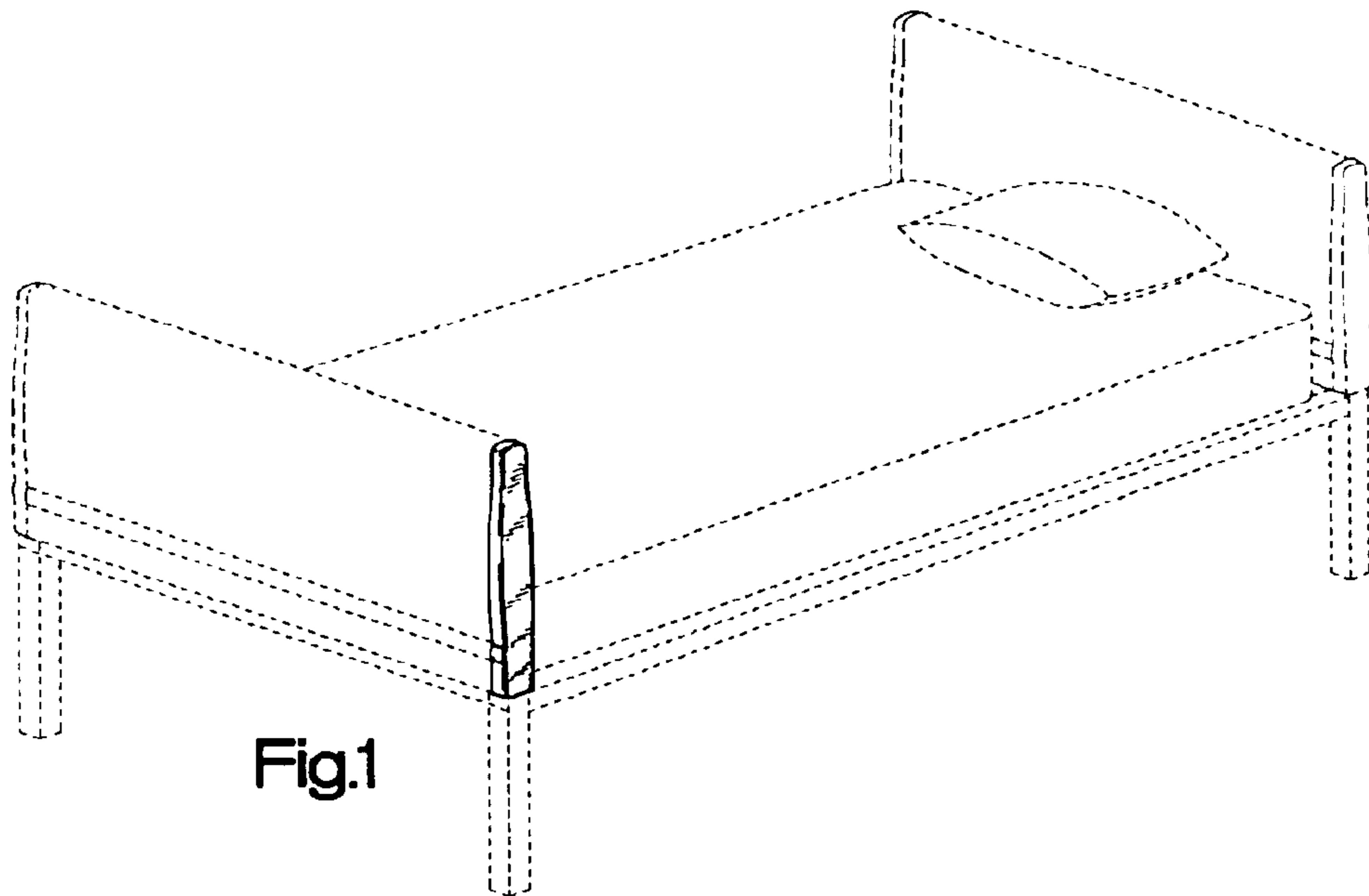


Fig.1

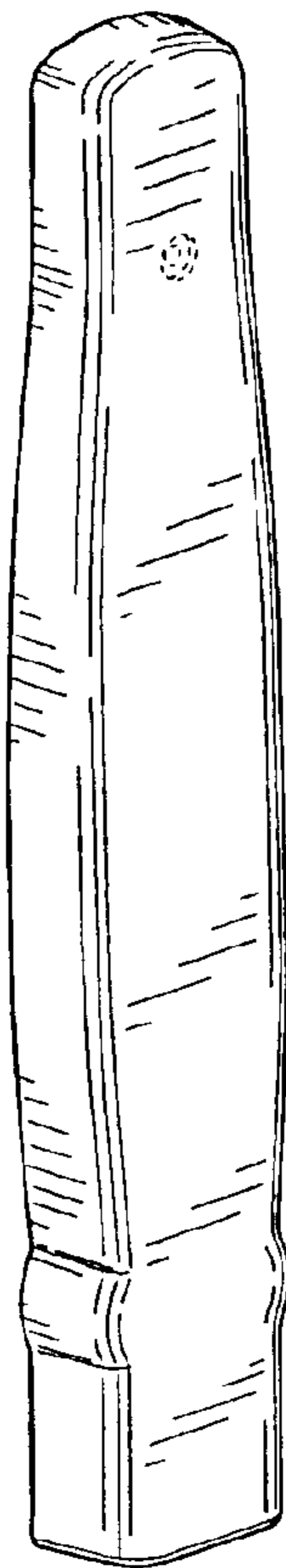


Fig.2




Fig.3

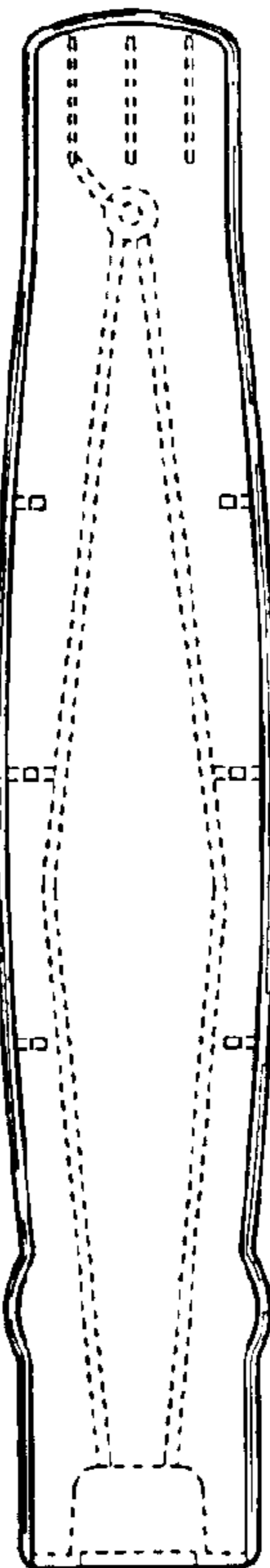


Fig.4

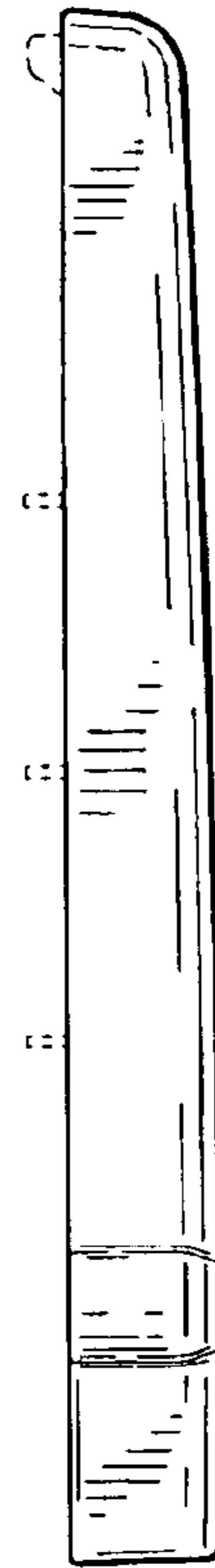


Fig.5



Fig.6

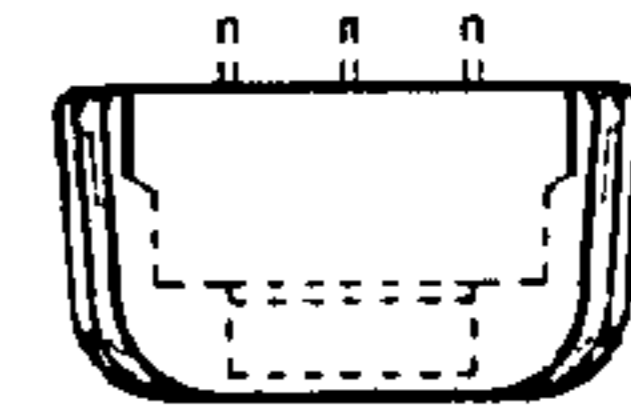


Fig.7

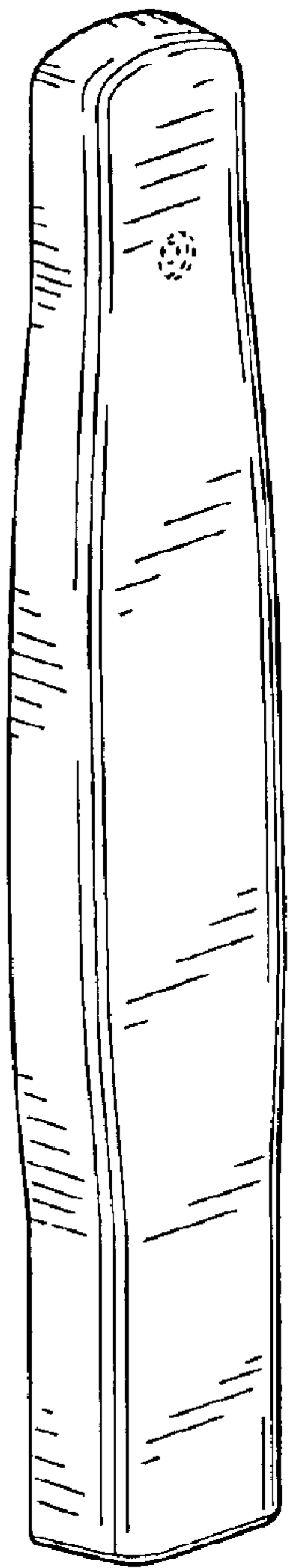


Fig.8




Fig.9

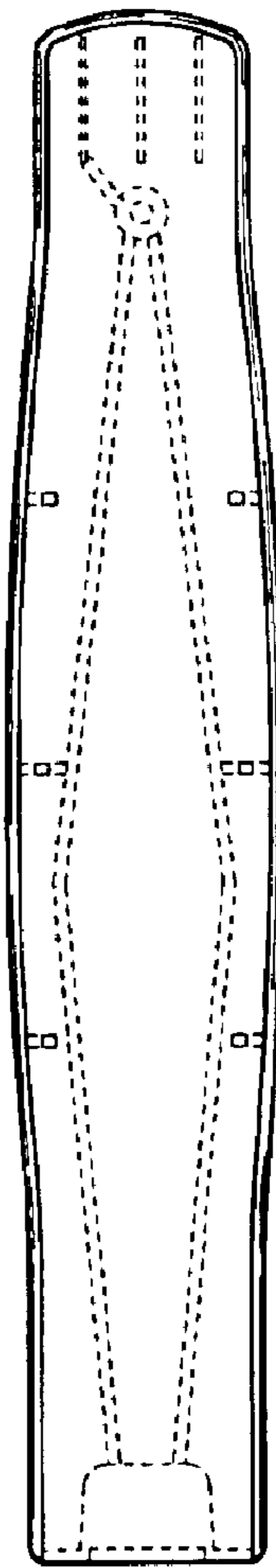


Fig.10

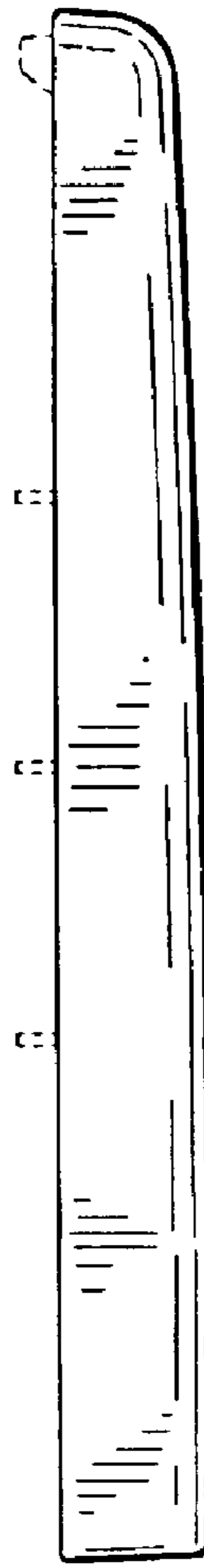


Fig.11

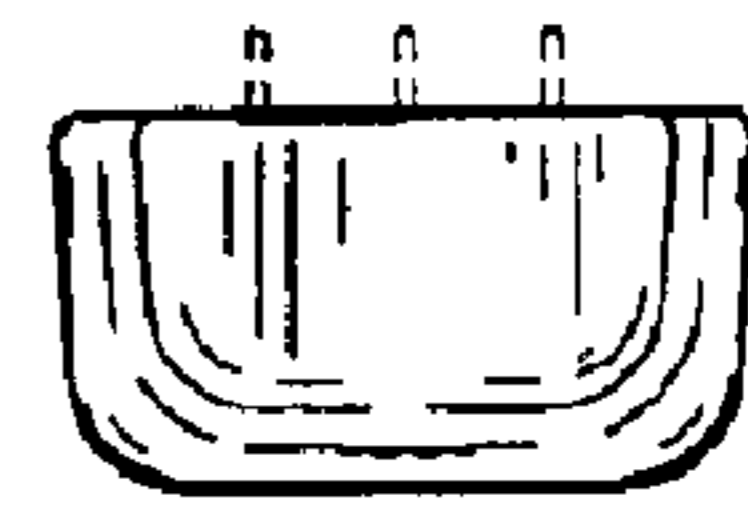


Fig.12

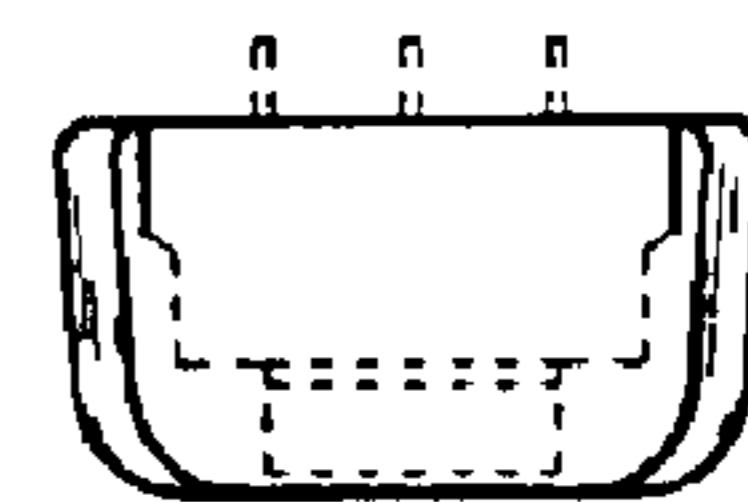


Fig.13