

US00D503057S

(12) **United States Design Patent**  
**Lee**

(10) **Patent No.:** **US D503,057 S**  
(45) **Date of Patent:** **\*\* Mar. 22, 2005**

(54) **ARMREST**

(76) **Inventor:** **Wan-Chen Lee**, No. 27, Chenggong 1st St., Minsyong Township, Chiayi County 621 (TW)

(\*\*) **Term:** **14 Years**

(21) **Appl. No.:** **29/203,805**

(22) **Filed:** **Apr. 20, 2004**

(51) **LOC (7) Cl.** ..... **06-01**

(52) **U.S. Cl.** ..... **D6/501; D6/366**

(58) **Field of Search** ..... D6/334-335, 364-367, D6/379, 500-502; 297/411.2, 411.27, 411.28

(56) **References Cited**

**U.S. PATENT DOCUMENTS**

D410,159 S	*	5/1999	Wu	.....	D6/501
D424,847 S	*	5/2000	Lin	.....	D6/501
D439,082 S	*	3/2001	Su	.....	D6/501
D451,319 S	*	12/2001	Chi	.....	D6/501
D451,321 S	*	12/2001	Chi	.....	D6/501
D459,601 S	*	7/2002	Moore	.....	D6/366
D463,172 S	*	9/2002	Tsai	.....	D6/500

D465,113 S	*	11/2002	Chen	.....	D6/501
D467,442 S	*	12/2002	Zaidman	.....	D6/366
D488,012 S	*	4/2004	Chen	.....	D6/501
D494,392 S	*	8/2004	Wan-Chen	.....	D6/501

\* cited by examiner

*Primary Examiner*—Gary D. Watson

(74) *Attorney, Agent, or Firm*—Alan D. Kamrath; Nikolai & Mersereau, P.A.

(57) **CLAIM**

The ornamental design for an armrest, as shown and described.

**DESCRIPTION**

FIG. 1 is a perspective view of an armrest showing our new design;

FIG. 2 is a front view thereof;

FIG. 3 is a rear view thereof;

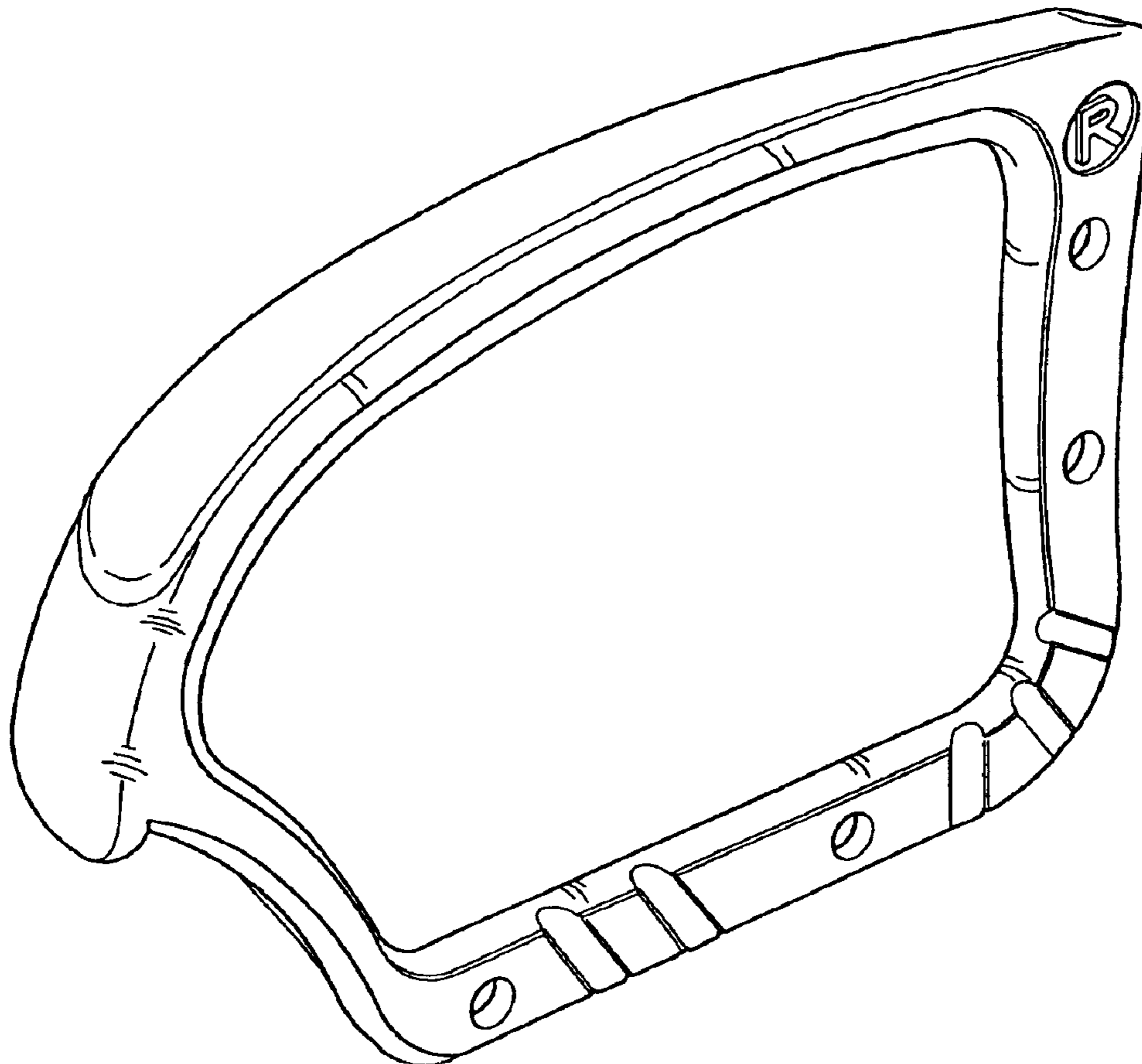
FIG. 4 is a left side elevational view thereof;

FIG. 5 is a right side elevational view thereof;

FIG. 6 is a top view thereof; and,

FIG. 7 is a bottom view thereof.

**1 Claim, 4 Drawing Sheets**



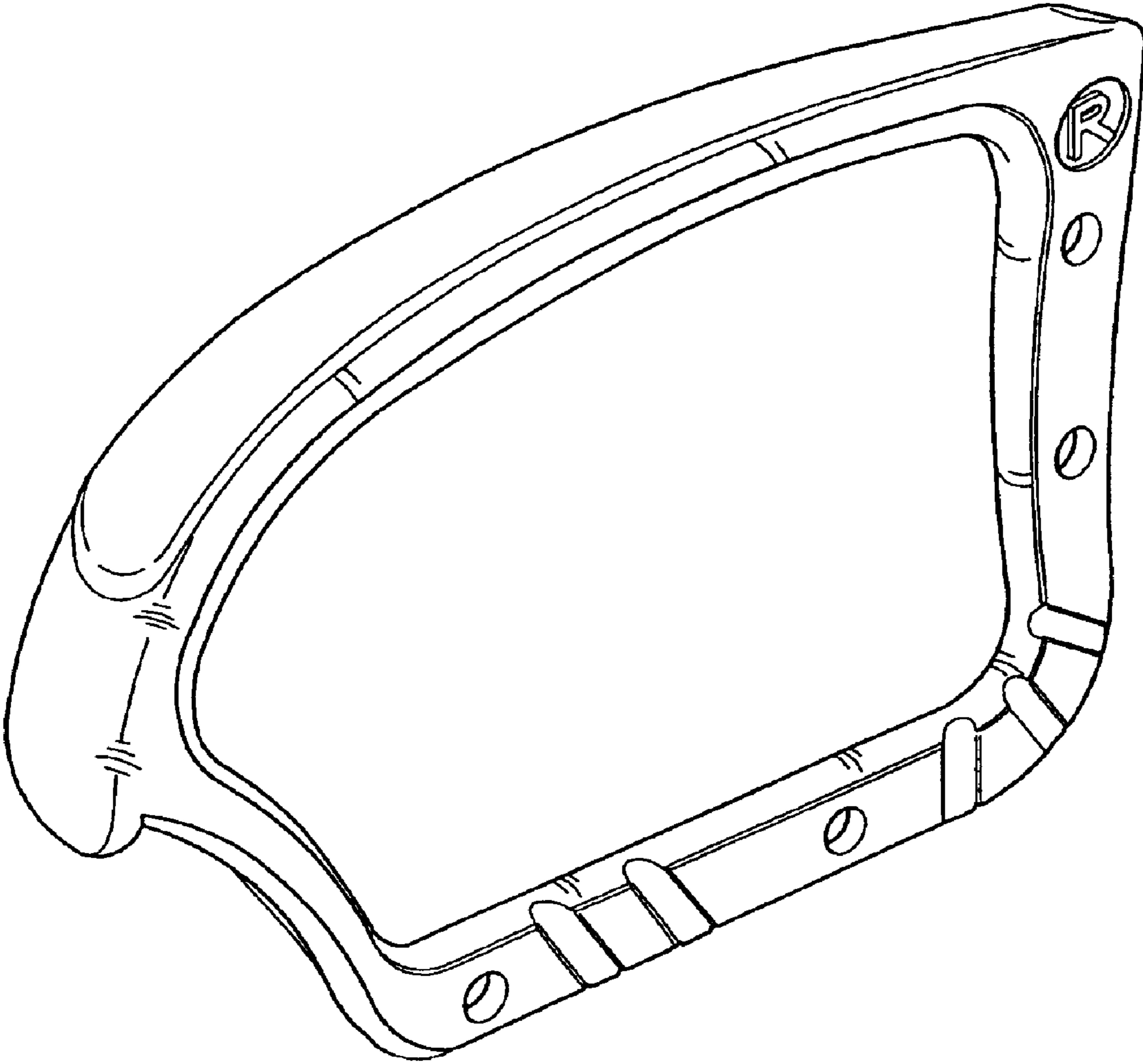


FIG. 1

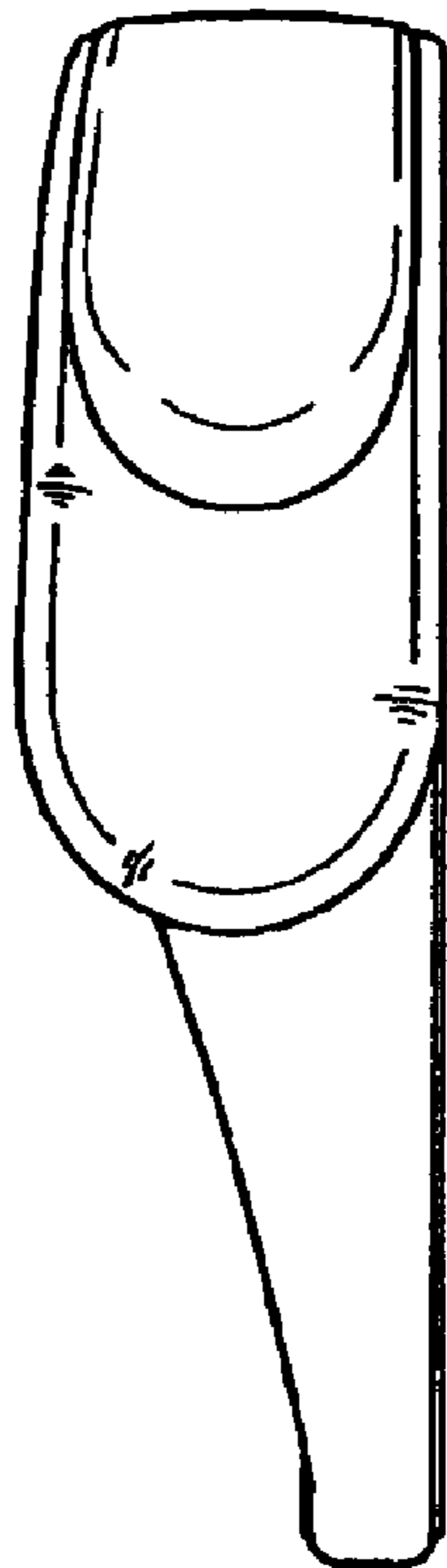


FIG. 2




FIG. 3

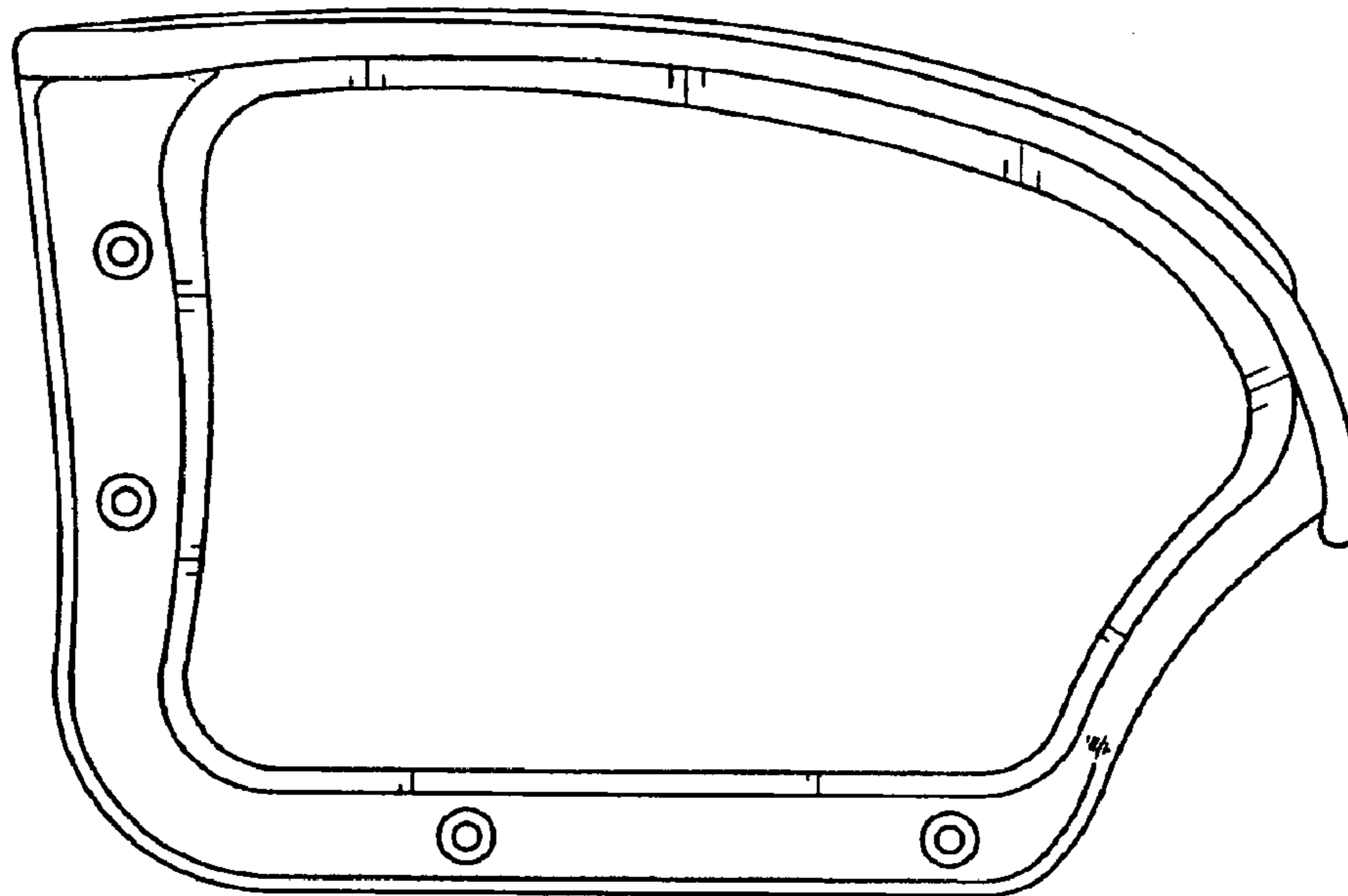


FIG. 4

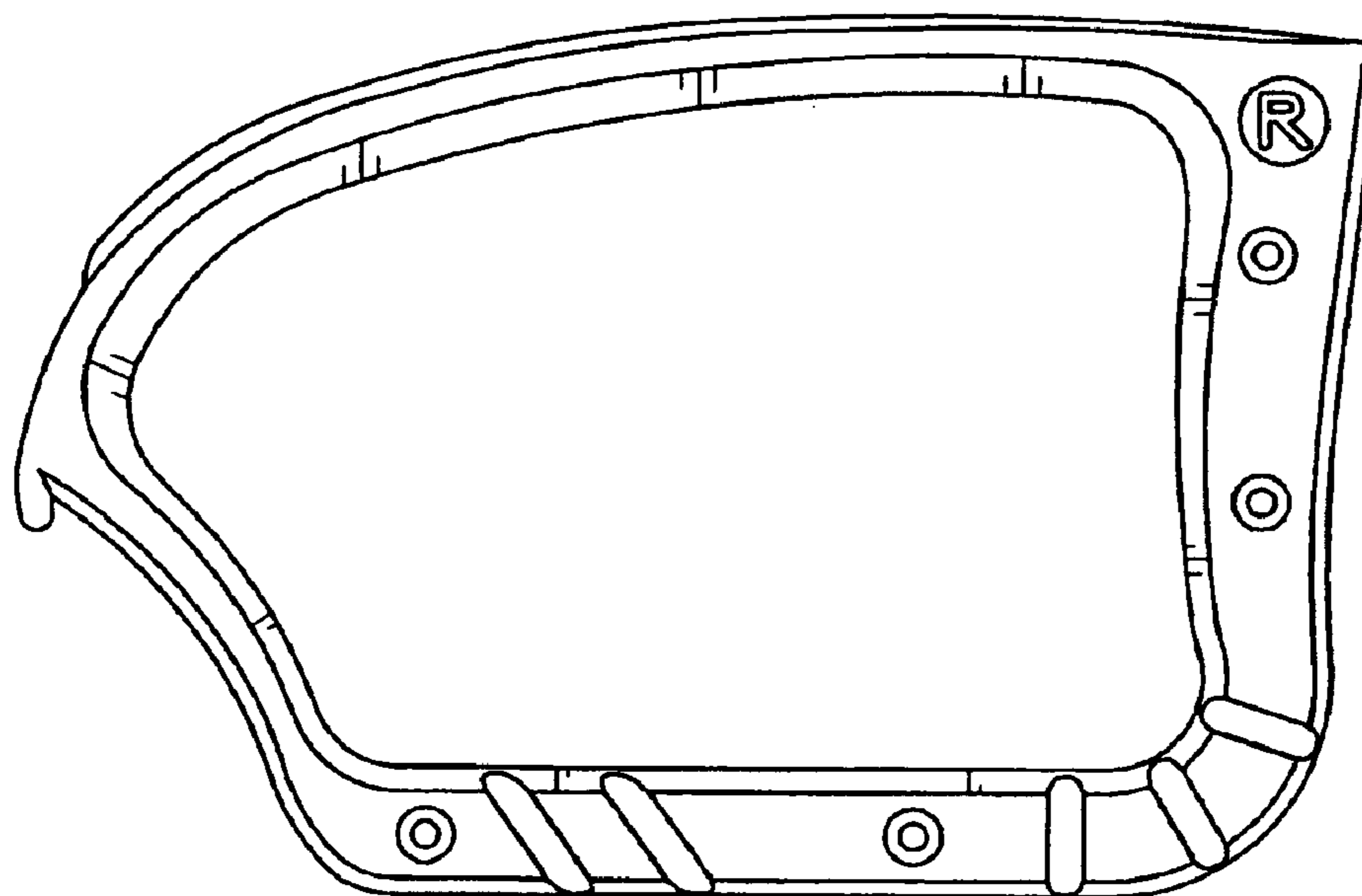


FIG. 5

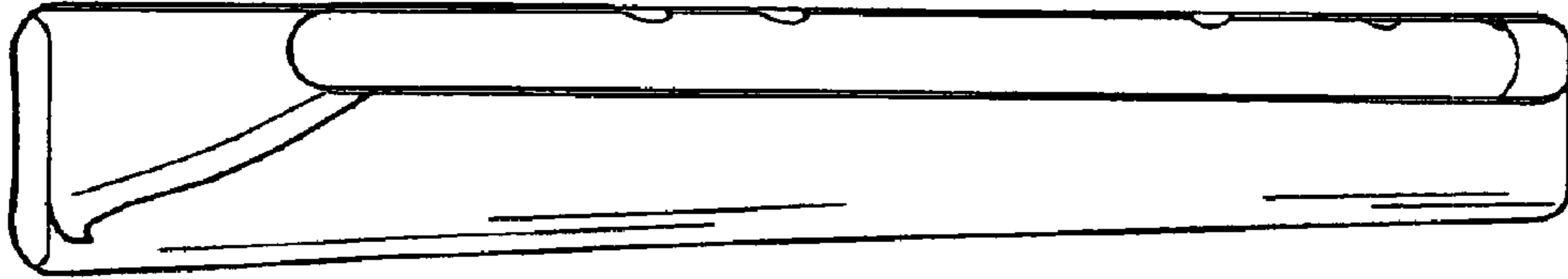


FIG. 7




FIG. 6