

US00D503055S

(12) **United States Design Patent**  
**Longenecker et al.**

(10) **Patent No.: US D503,055 S**  
(45) **Date of Patent: \*\* Mar. 22, 2005**

(54) **HOUSING FOR A CHILD SWING**  
(75) Inventors: **Michael L. Longenecker**, Ephrata, PA  
(US); **Jeff G. Greger**, Lititz, PA (US)  
(73) Assignee: **Graco Children's Products Inc.**,  
Exton, PA (US)  
(\*\*) Term: **14 Years**

6,251,023 B1 6/2001 Lauro et al.  
6,386,986 B1 5/2002 Sonner et al.  
6,421,901 B2 7/2002 Sitarski et al.  
6,471,597 B1 10/2002 Flannery et al.  
6,500,072 B1 12/2002 Myers et al.  
6,511,123 B1 1/2003 Sitarski et al.  
6,520,862 B1 2/2003 Armbruster et al.  
D477,719 S \* 7/2003 Chaudeurge ..... D6/347  
6,645,080 B1 \* 11/2003 Greger et al. .... 472/118  
6,702,685 B2 \* 3/2004 Mahlstedt et al. .... 472/118  
D490,993 S \* 6/2004 Longenecker et al. .... D6/344

(21) Appl. No.: **29/178,303**  
(22) Filed: **Mar. 26, 2003**

\* cited by examiner

(51) **LOC (7) Cl.** ..... **06-06**  
(52) **U.S. Cl.** ..... **D6/500; D6/333**  
(58) **Field of Search** ..... D6/333-336, 344,  
D6/348, 390, 391, 491, 500-502; 297/250.1,  
256.13, 259.3, 273-275, 277, 281, 297;  
5/105, 655; 472/118, 119

*Primary Examiner*—Mimosa De  
(74) *Attorney, Agent, or Firm*—Foley & Lardner LLP

(57) **CLAIM**

We claim the ornamental design for a housing for a child swing, as shown and described.

**DESCRIPTION**

(56) **References Cited**

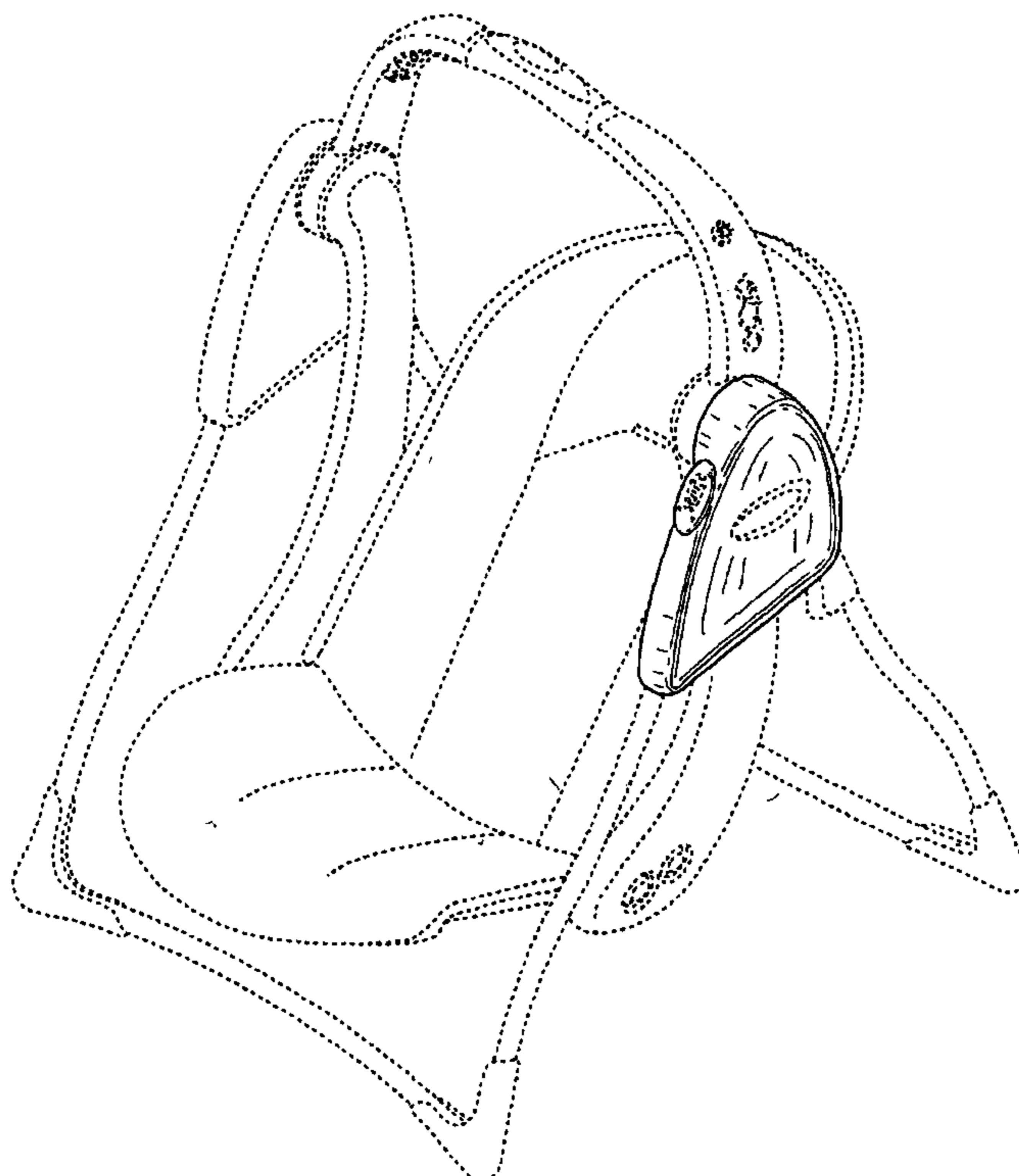
**U.S. PATENT DOCUMENTS**

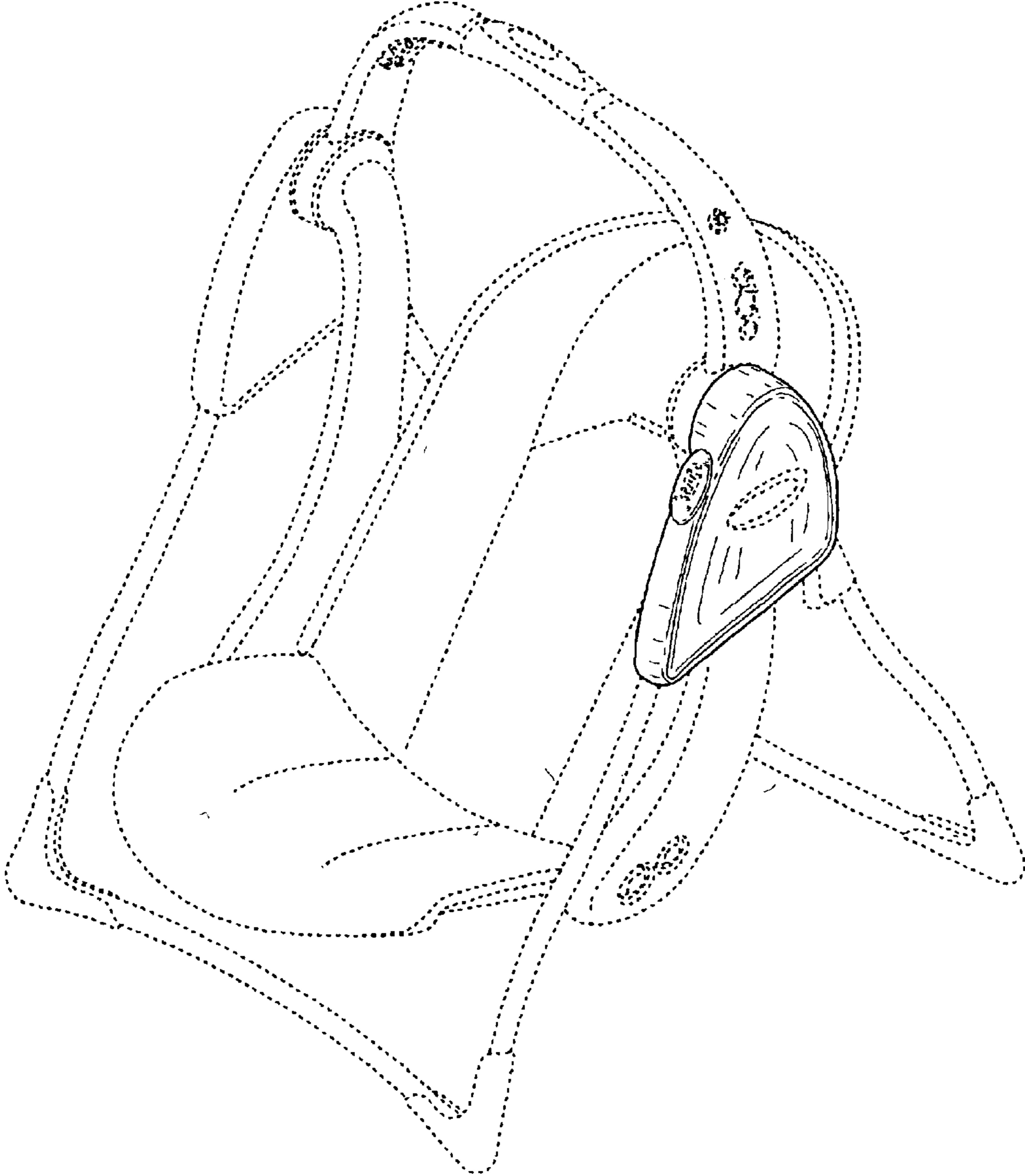
D293,046 S \* 12/1987 Riehm ..... D6/347  
D356,848 S 3/1995 Pinch et al.  
D368,816 S 4/1996 Mitchell et al.  
5,525,113 A 6/1996 Mitchell et al.  
D392,126 S 3/1998 Sack  
5,769,727 A \* 6/1998 Fair et al. .... 472/118  
5,791,999 A \* 8/1998 Lauro et al. .... 472/118  
5,975,631 A \* 11/1999 Fair et al. .... 297/281  
6,010,410 A 1/2000 Lauro et al.  
D428,268 S \* 7/2000 Fair ..... D6/344

FIG. 1 is a front perspective view of a housing for a child swing according to our new design;  
FIG. 2 is an enlarged front view thereof;  
FIG. 3 is an enlarged back view thereof;  
FIG. 4 is an enlarged right side view thereof;  
FIG. 5 is left side view thereof;  
FIG. 6 is an enlarged bottom view thereof; and,  
FIG. 7 is an enlarged top view thereof.

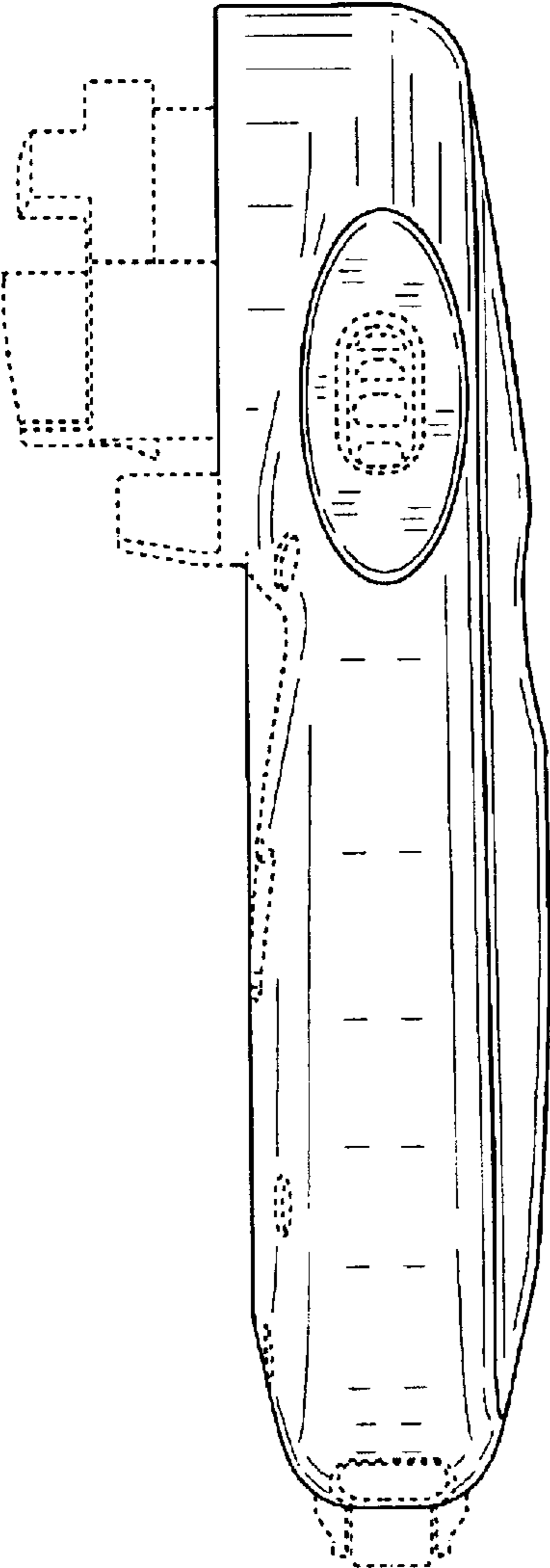
The broken lines shown in the drawing are for illustrative purposes only and form no part of the claimed design.

**1 Claim, 5 Drawing Sheets**

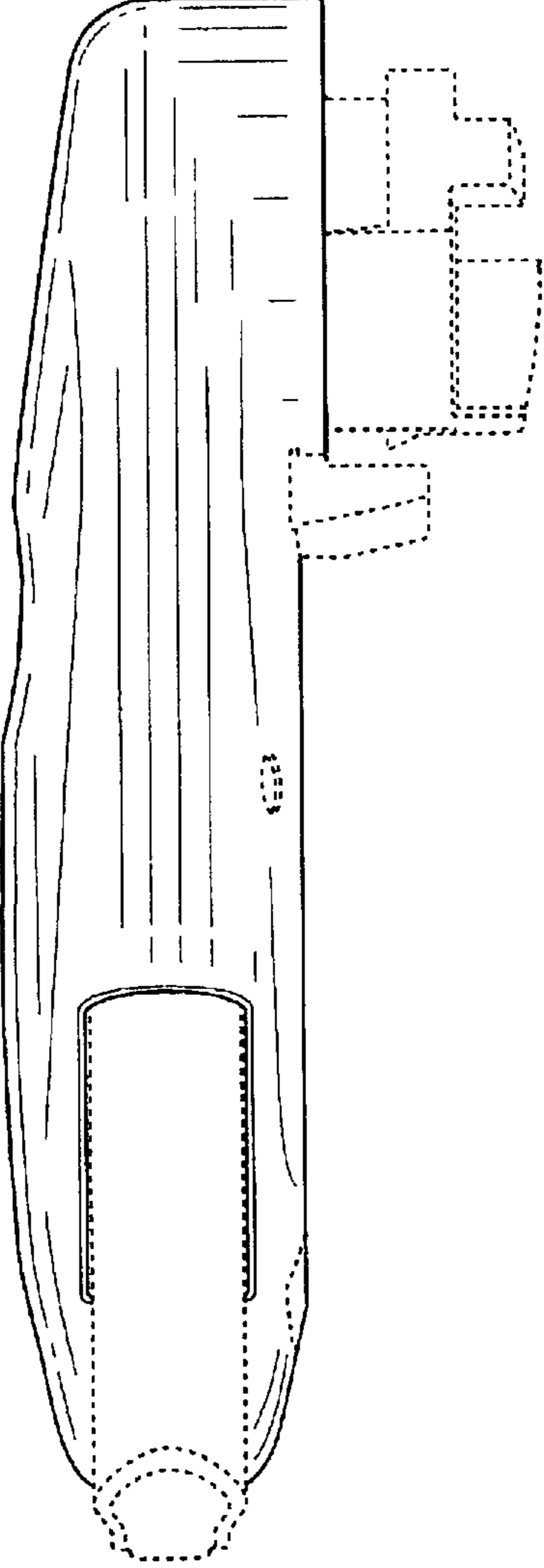




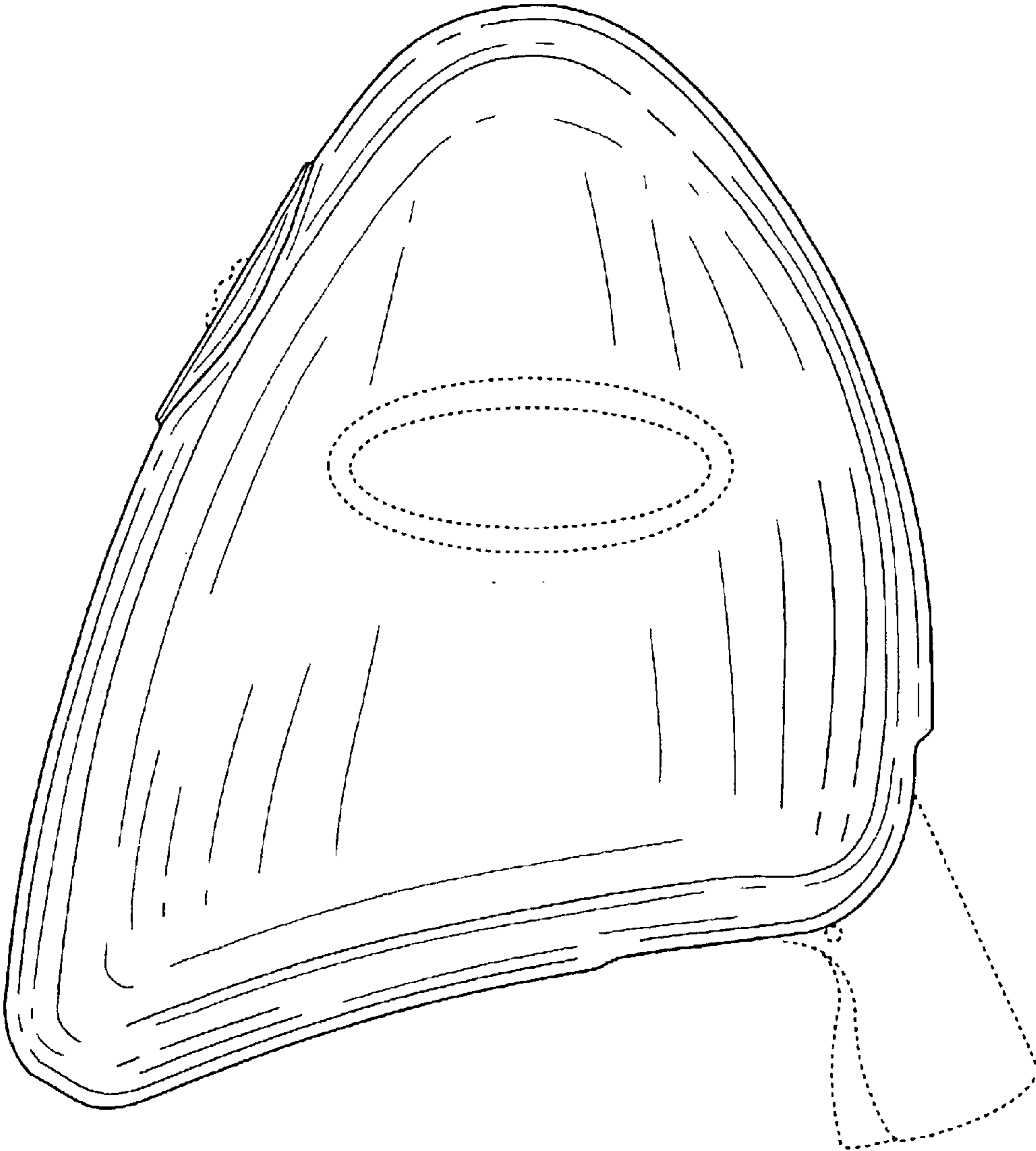
**FIG. 1**



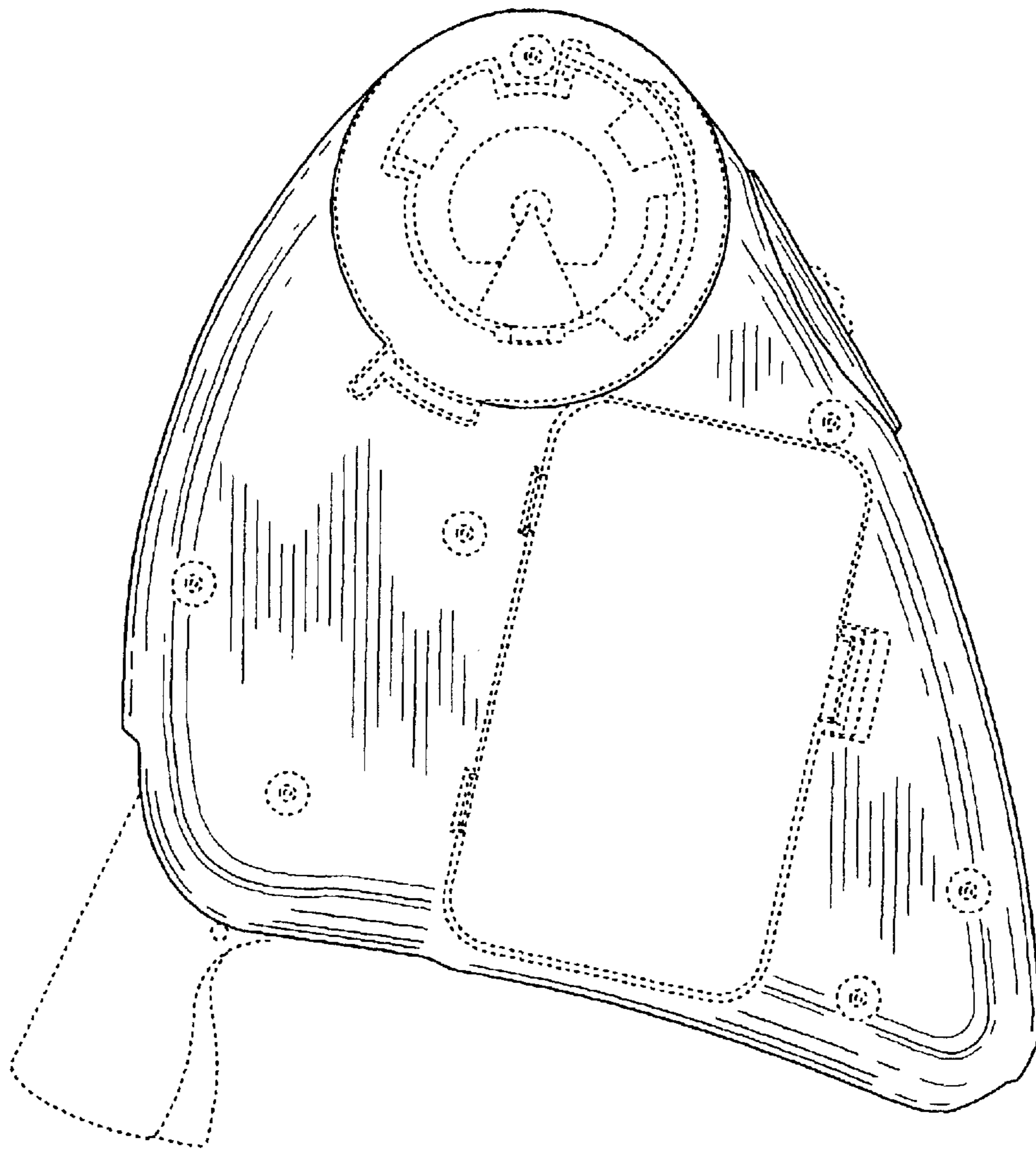
**FIG. 2**



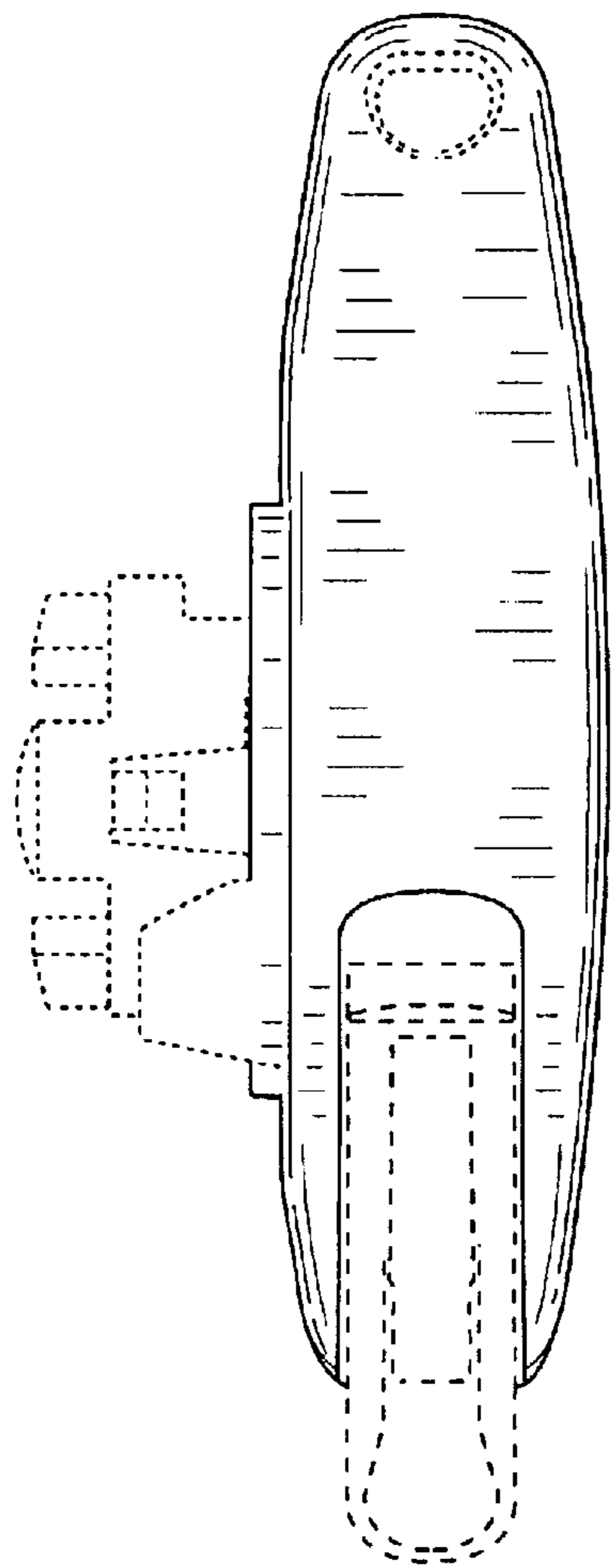
**FIG. 3**



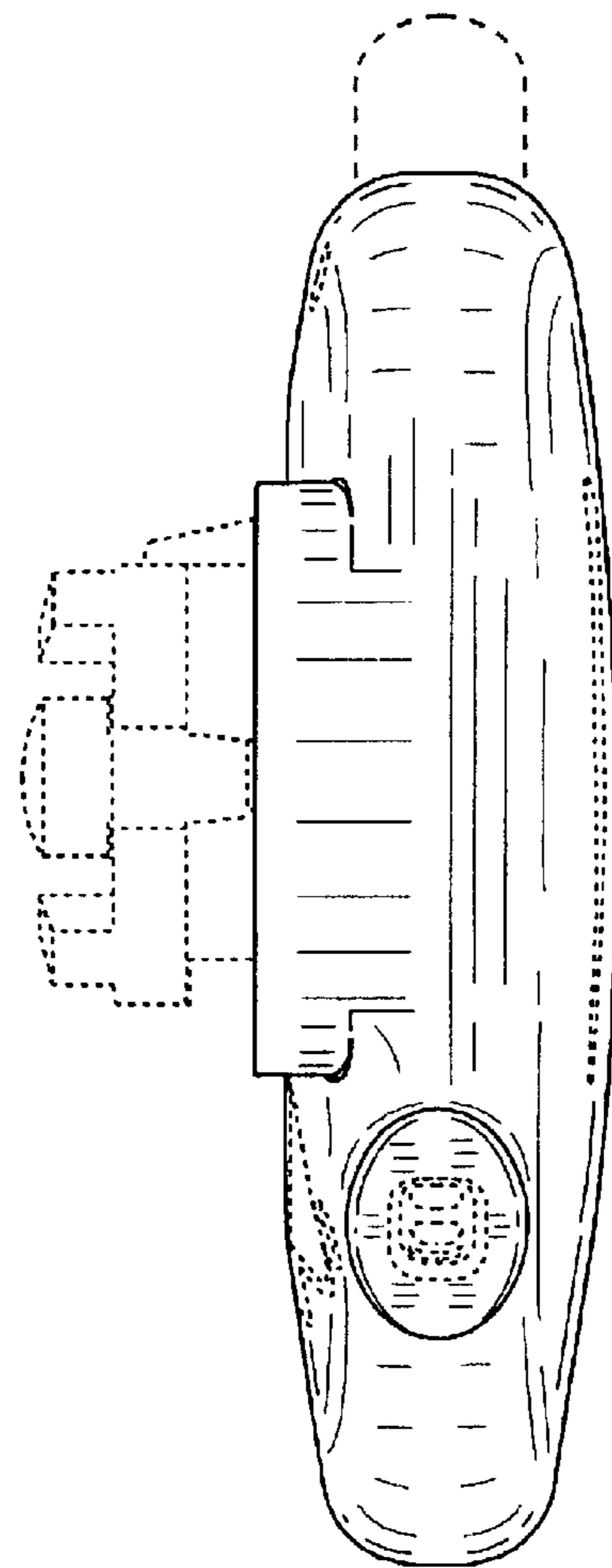
**FIG. 4**



**FIG. 5**



**FIG. 6**



**FIG. 7**