

US00D503047S

(12) **United States Design Patent** (10) **Patent No.:** **US D503,047 S**
Ryan (45) **Date of Patent:** **** Mar. 22, 2005**

(54) **LOUNGE/WORKING CHAIR**

(75) **Inventor:** **David Ryan, Seattle, WA (US)**

(73) **Assignee:** **Steelcase Development Corporation, Caledonia, MI (US)**

(**) **Term:** **14 Years**

(21) **Appl. No.:** **29/183,464**

(22) **Filed:** **Jun. 12, 2003**

(51) **LOC (7) Cl.** **06-01**

(52) **U.S. Cl.** **D6/365**

(58) **Field of Search** D6/334, 335, 358, D6/364, 365, 366, 500-502, 498; 297/181, 445.1, 451.4, 451.7; 248/188.7

3,441,310 A 4/1969 Gale
D220,481 S * 4/1971 Aarnio D6/365
D223,443 S * 4/1972 Glaser D6/335
3,664,705 A 5/1972 Brody et al.
D224,867 S 10/1972 Burke
D225,004 S 10/1972 Gigante
D225,597 S * 12/1972 Hutchinson D6/365
D225,933 S 1/1973 Duern et al.
D227,053 S * 6/1973 Ris D6/365
D247,593 S 3/1978 Steele
D277,432 S 2/1985 Appel et al.
D348,361 S * 7/1994 Beecher D6/365
D420,520 S * 2/2000 Johnston D6/334

* cited by examiner

Primary Examiner—Stacia Cadmus

Assistant Examiner—Mimosa De

(74) *Attorney, Agent, or Firm*—Price, Heneveld, Cooper, DeWitt & Litton

(56) **References Cited**

U.S. PATENT DOCUMENTS

D158,508 S 5/1950 Saarinen
D180,138 S 4/1957 Futorian
D181,945 S 1/1958 Saarinen
D181,946 S 1/1958 Saarinen
2,993,733 A 7/1961 Pinkham
D192,029 S 1/1962 Avedon et al.
D194,973 S 4/1963 Mueller
3,086,818 A 4/1963 Panton
D201,879 S 8/1965 Gale
3,206,251 A 9/1965 Stevens
D205,939 S 10/1966 Laverne et al.
D211,170 S 5/1968 Carsello
D212,801 S 11/1968 Aarnio


(57) **CLAIM**

I claim the ornamental design for a lounge/working chair, as shown and described.

DESCRIPTION

FIG. 1 is a front view of a lounge/working chair showing my new design;
FIG. 2 is a left side view of FIG. 1, the right side view being a mirror image of the left side;
FIG. 3 is a rear view of FIG. 1;
FIG. 4 is a top view of FIG. 1; and,
FIG. 5 is a bottom view of FIG. 1.

1 Claim, 2 Drawing Sheets



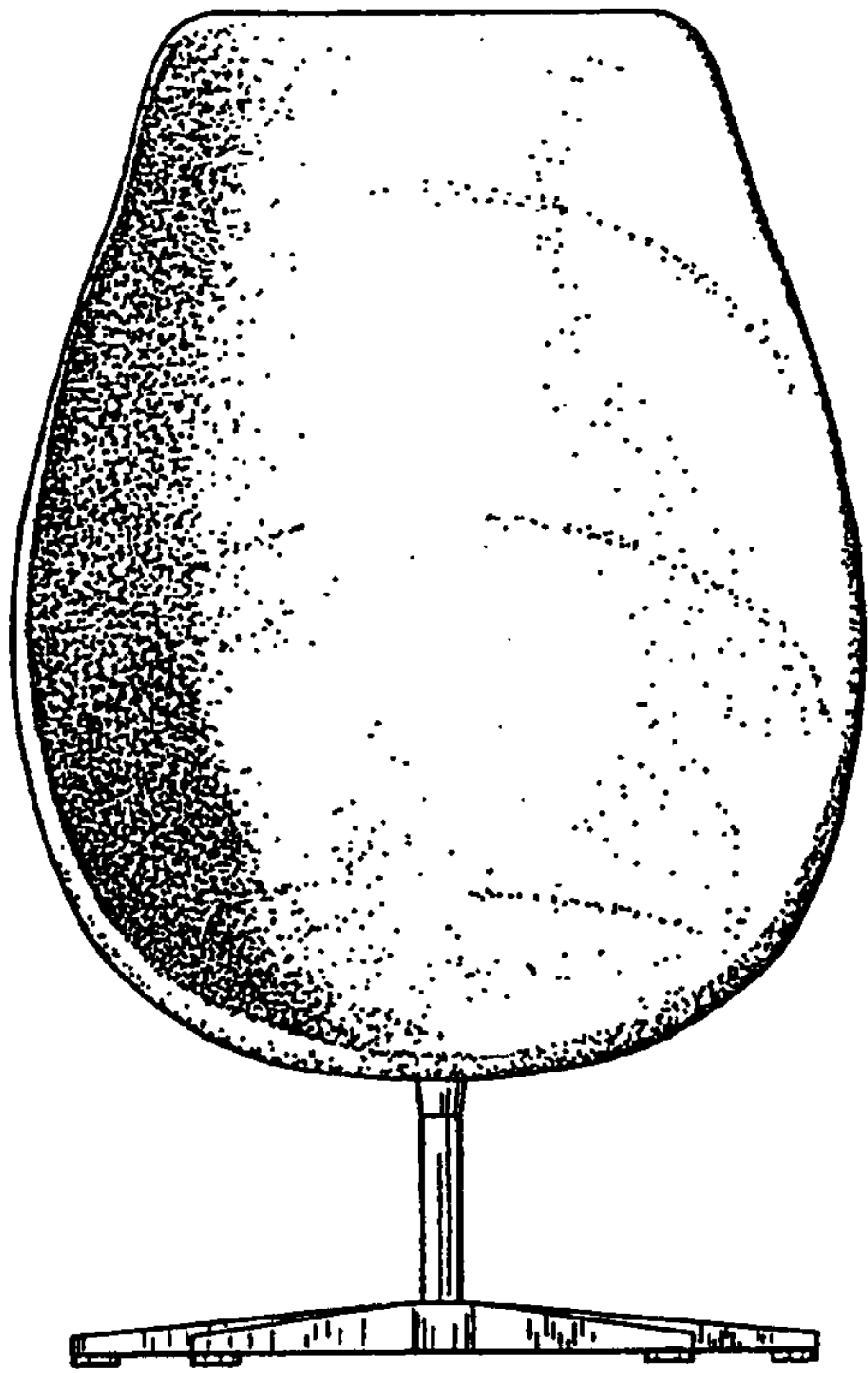


FIG. 1

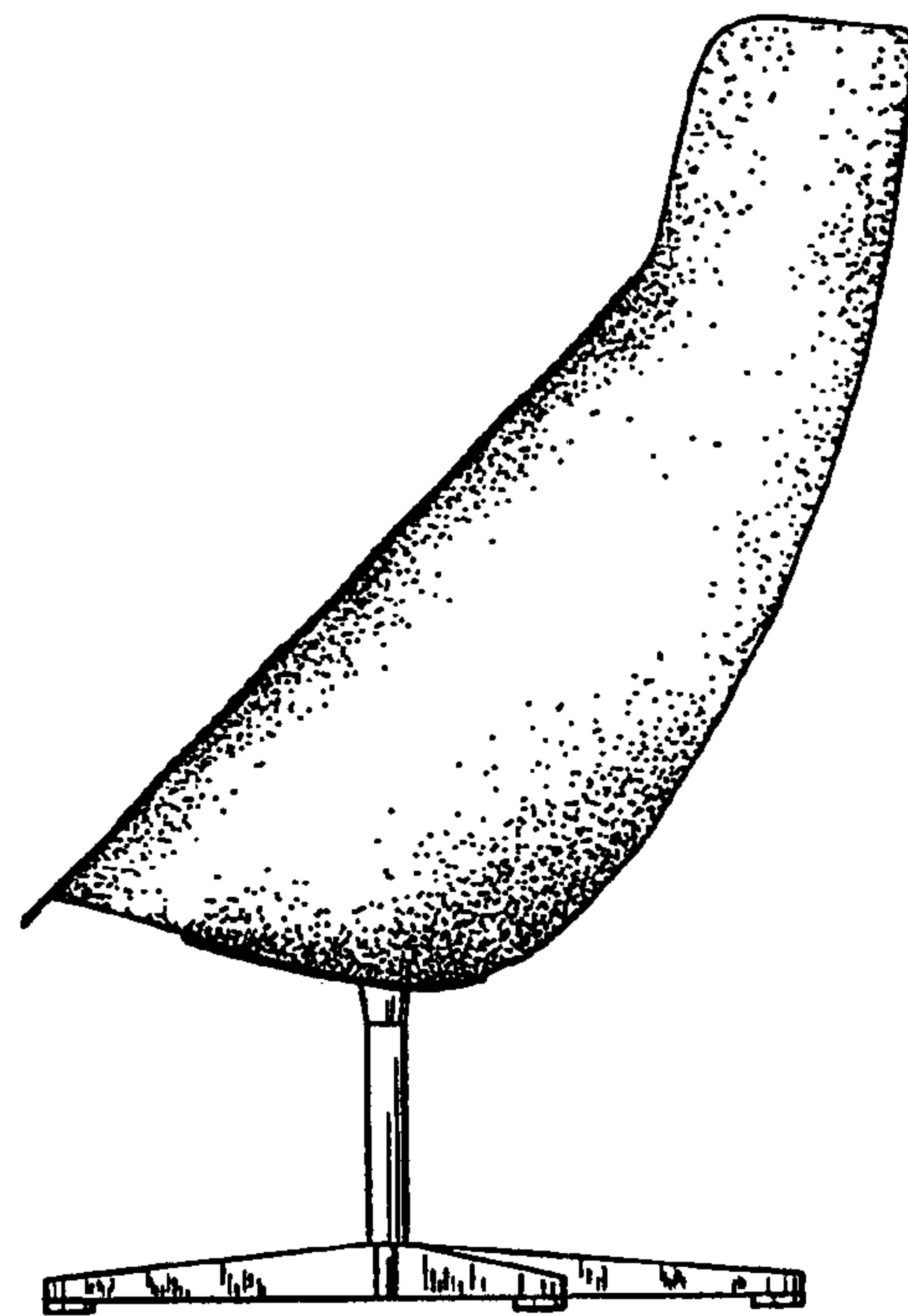


FIG. 2




FIG. 3




FIG. 4

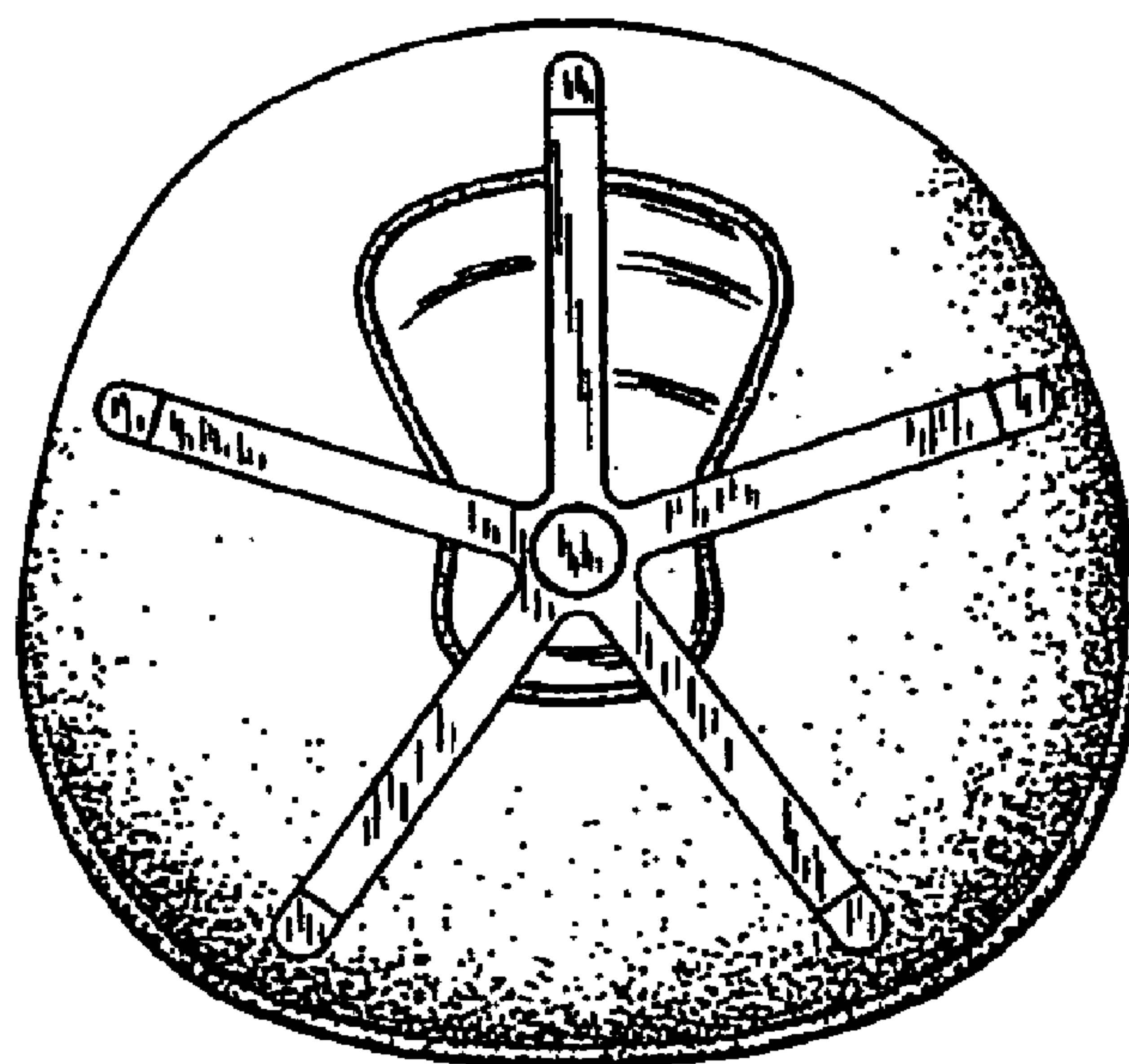


FIG. 5