

US00D503036S

(12) **United States Design Patent**
Di Cesare

(10) **Patent No.:** **US D503,036 S**
(45) **Date of Patent:** **** Mar. 22, 2005**

(54) **UMBRELLA**

(76) **Inventor:** **John David Di Cesare**, Excellence
Tokiwa 201, 1-4, Maeno-cho, 2-chome,
Itabashi-ku, Tokyo (JP)

(**) **Term:** **14 Years**

(21) **Appl. No.:** **29/203,196**

(22) **Filed:** **Apr. 9, 2004**

(30) **Foreign Application Priority Data**

Oct. 10, 2003 (JP) 2003-030055

(51) **LOC (7) Cl.** **03-03**

(52) **U.S. Cl.** **D3/5**

(58) **Field of Search** D3/5-6, 10-17;
135/98, 15.1, 16, 20.1, 25.1, 27; 297/184.16

(56) **References Cited**

U.S. PATENT DOCUMENTS

229,685 A * 7/1880 Ege 135/20.1
553,735 A * 1/1896 Murgatroyd 135/20.1

3,042,055 A * 7/1962 Todorovic 135/20.1
D228,975 S * 10/1973 Schertz D3/5
5,505,221 A * 4/1996 Gao 135/20.1
D437,109 S * 2/2001 Muscella D3/5

* cited by examiner

Primary Examiner—Robert A. Delehanty
(74) *Attorney, Agent, or Firm*—Muserlian, Lucas and
Mercanti

(57) **CLAIM**

The ornamental design for an umbrella, substantially as
shown and described.

DESCRIPTION

FIG. 1 is a side perspective view of my umbrella design;
FIG. 2 is a front view of my umbrella design;
FIG. 3 is a top view of my umbrella design;
FIG. 4 is a side view of my umbrella design;
FIG. 5 is a back view of my umbrella design; and,
FIG. 6 is a bottom view of my umbrella design.

1 Claim, 3 Drawing Sheets





FIG. 1




FIG. 2

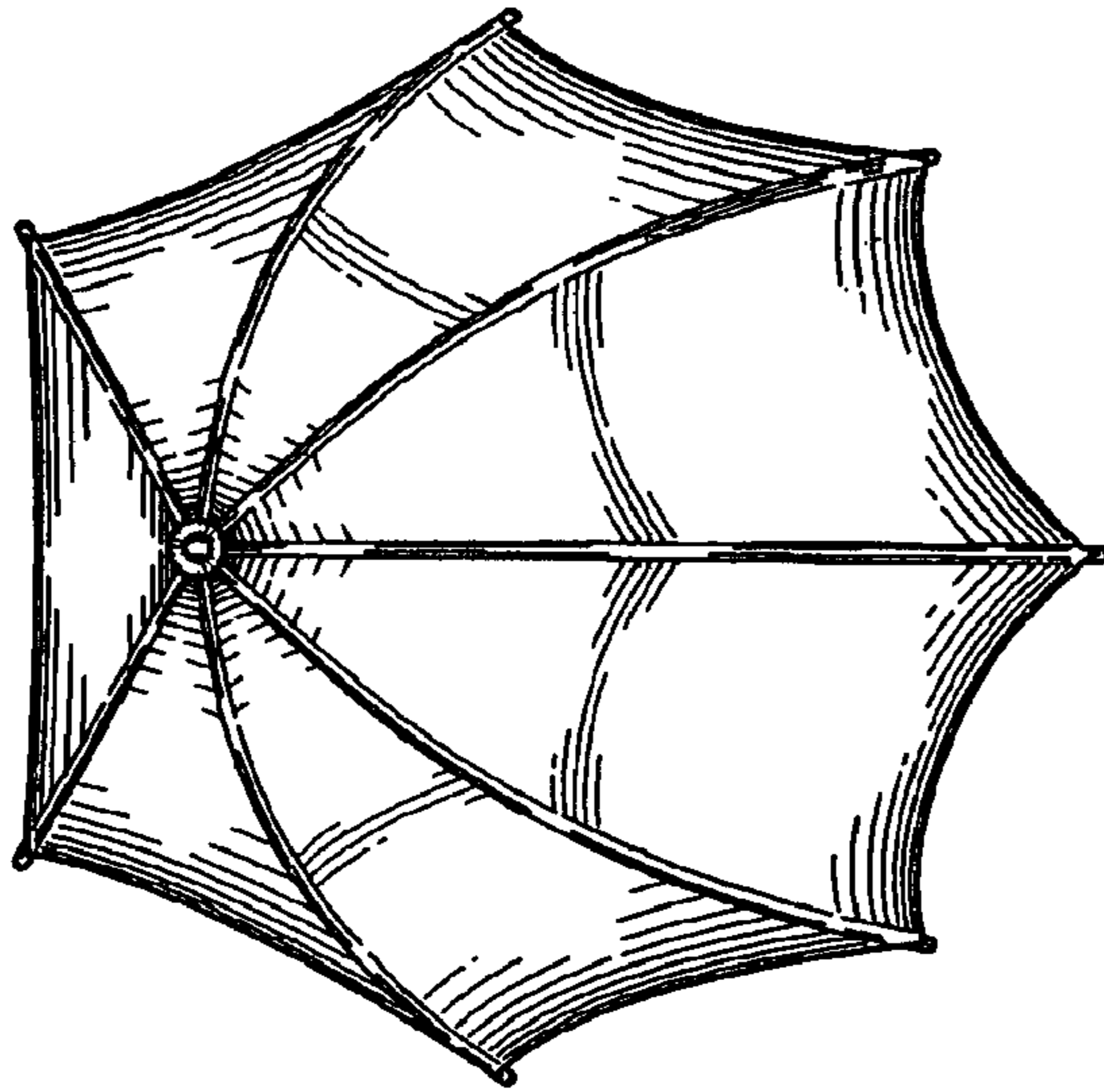


FIG. 3




FIG. 4




FIG. 5

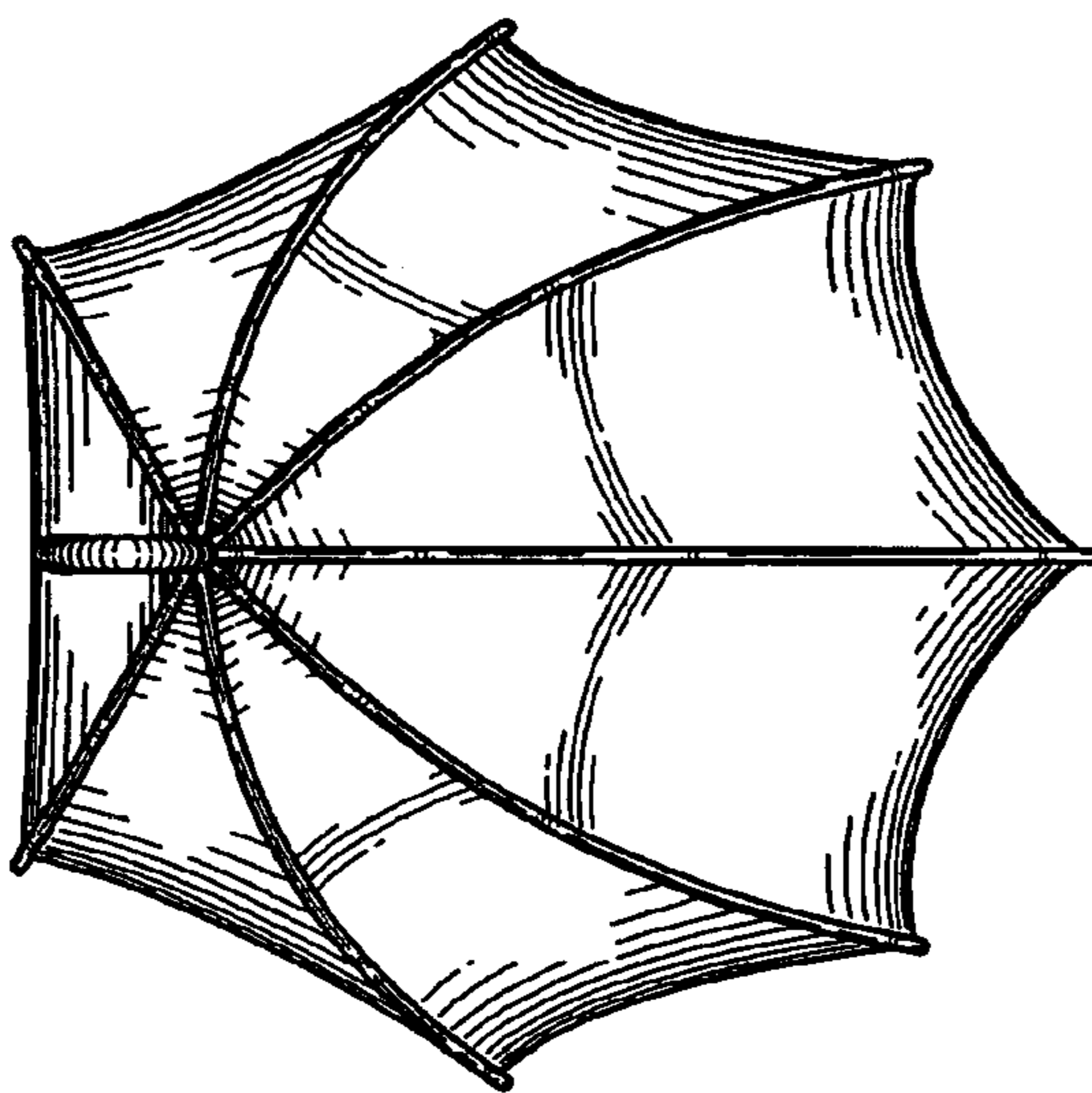


FIG. 6