

US00D503034S

(12) **United States Design Patent**  
**Choi**

(10) **Patent No.:** **US D503,034 S**  
(45) **Date of Patent:** **\*\* Mar. 22, 2005**

- (54) **SHOE**
- (75) Inventor: **Sandra Choi**, London (GB)
- (73) Assignee: **J. Choo (Jersey) Limited**, St. Helier
- (\*\*) Term: **14 Years**
- (21) Appl. No.: **29/194,675**
- (22) Filed: **Nov. 26, 2003**
- (51) **LOC (7) Cl.** ..... **02-99**
- (52) **U.S. Cl.** ..... **D2/978; D2/946**
- (58) **Field of Search** ..... **D2/909-911, 925, D2/943, 946, 970, 978; 36/83, 50.1**

(56) **References Cited**

**U.S. PATENT DOCUMENTS**

D64,104 S	2/1924	Kezy	
D76,218 S	9/1928	Bott et al.	
D94,266 S	1/1935	Garside	
D100,413 S	7/1936	Clark	
D108,491 S	* 2/1938	Ford et al.	D2/910
D113,964 S	3/1939	Craver	
D119,396 S	* 3/1940	Parker	D2/911
D123,668 S	11/1940	Donner	
D129,261 S	9/1941	Justin	
D136,965 S	* 1/1944	Wharton	D2/911

D149,977 S	6/1948	Shaffer	
D173,932 S	* 2/1955	Bingham, Jr.	D2/911
D189,742 S	2/1961	Slade	
D335,948 S	6/1993	Madison	

\* cited by examiner

*Primary Examiner*—Dominic Simone

(74) *Attorney, Agent, or Firm*—Fross Zelnick Lehrman & Zissu, P.C.; Lawrence E. Apolzon, Esq.; David I. Greenbaum, Esq.

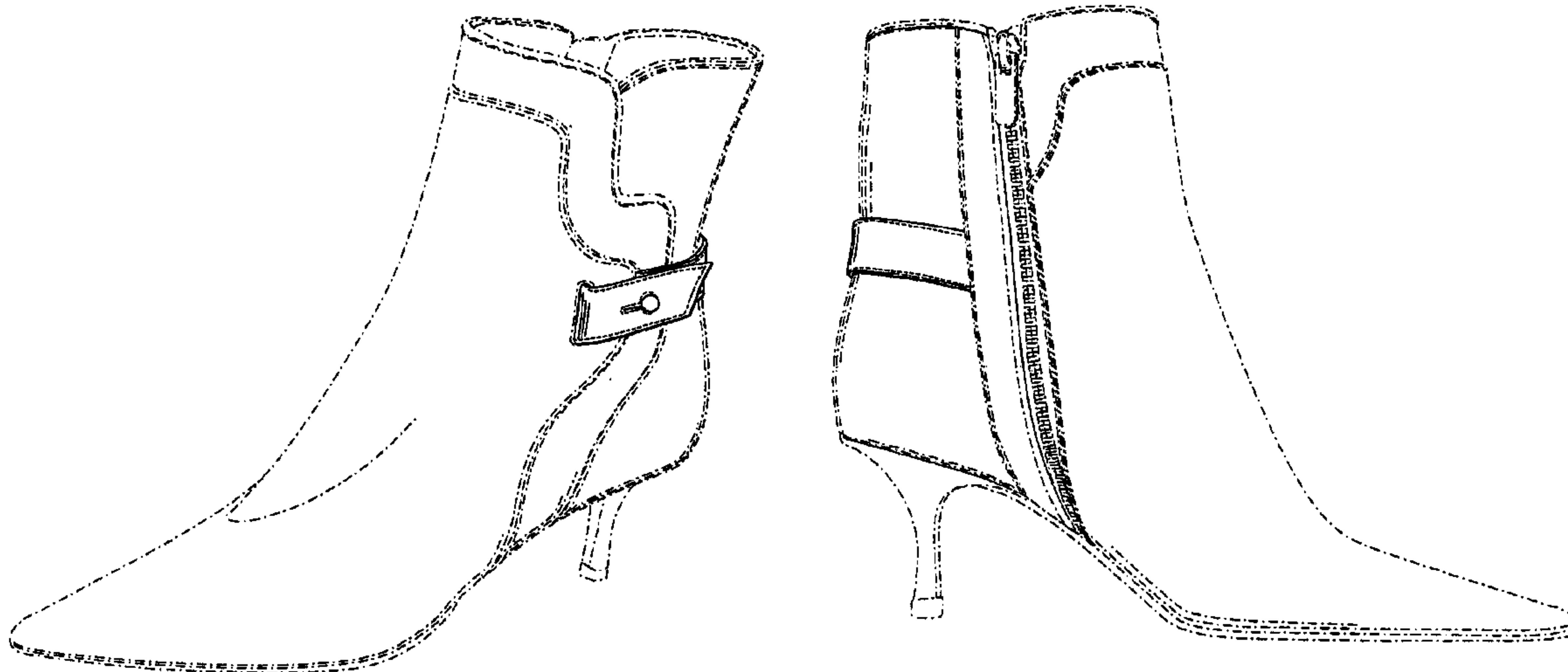
(57) **CLAIM**

An ornamental design for a shoe, as shown and described.

**DESCRIPTION**

FIG. 1 is a perspective view of a shoe;  
 FIG. 2 is a side view of the shoe from an outside edge of the shoe;  
 FIG. 3 is a side view of the shoe from an inside edge of the shoe;  
 FIG. 4 is a top view of the shoe;  
 FIG. 5 is a back view of the shoe; and,  
 FIG. 6 is a front view of the shoe.  
 The phantom lines showing portions of a shoe in FIGS. 1-6 are for illustrative purposes only and form no part of the claimed design.

**1 Claim, 6 Drawing Sheets**






Fig. 1




Fig. 2

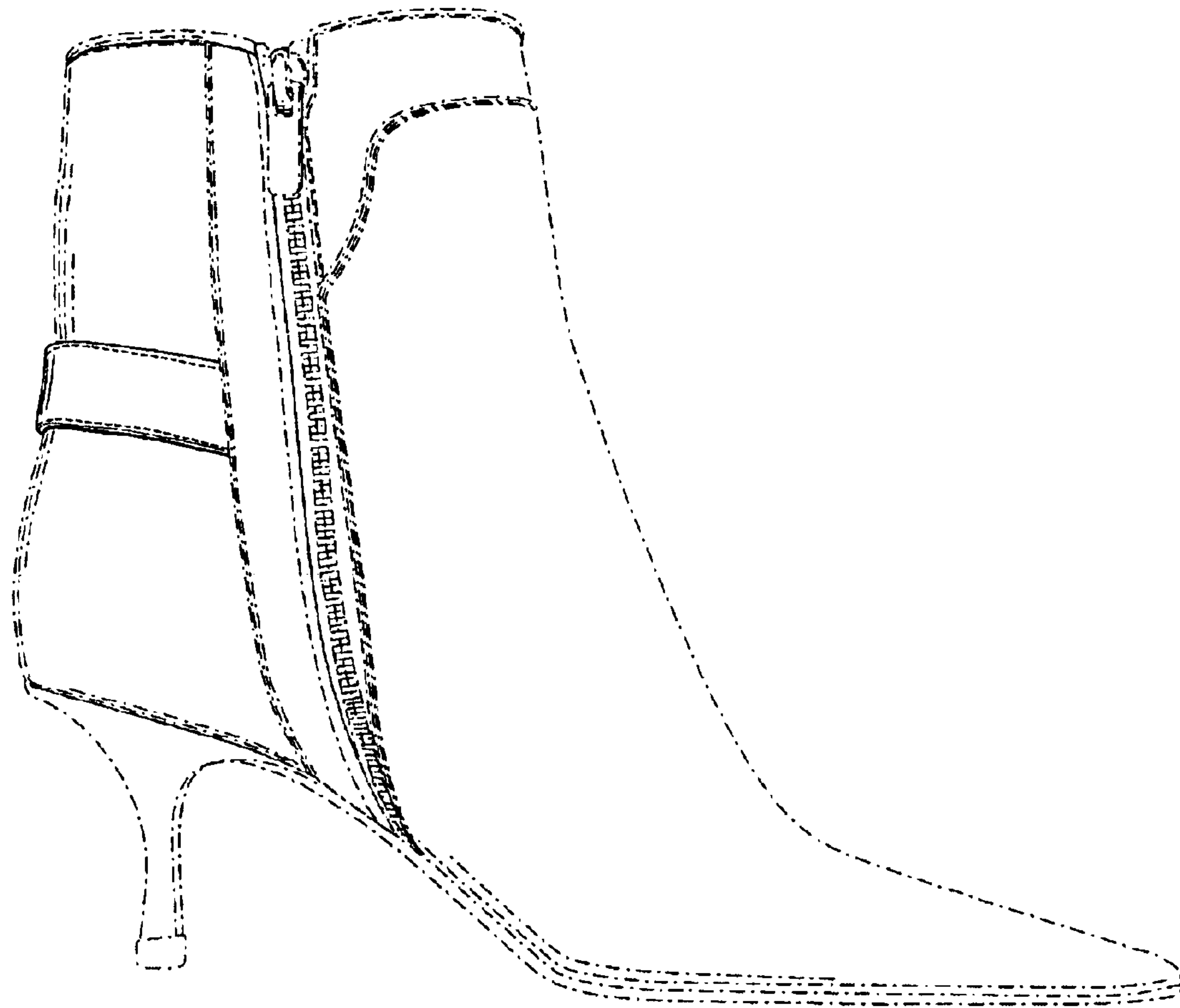


Fig. 3

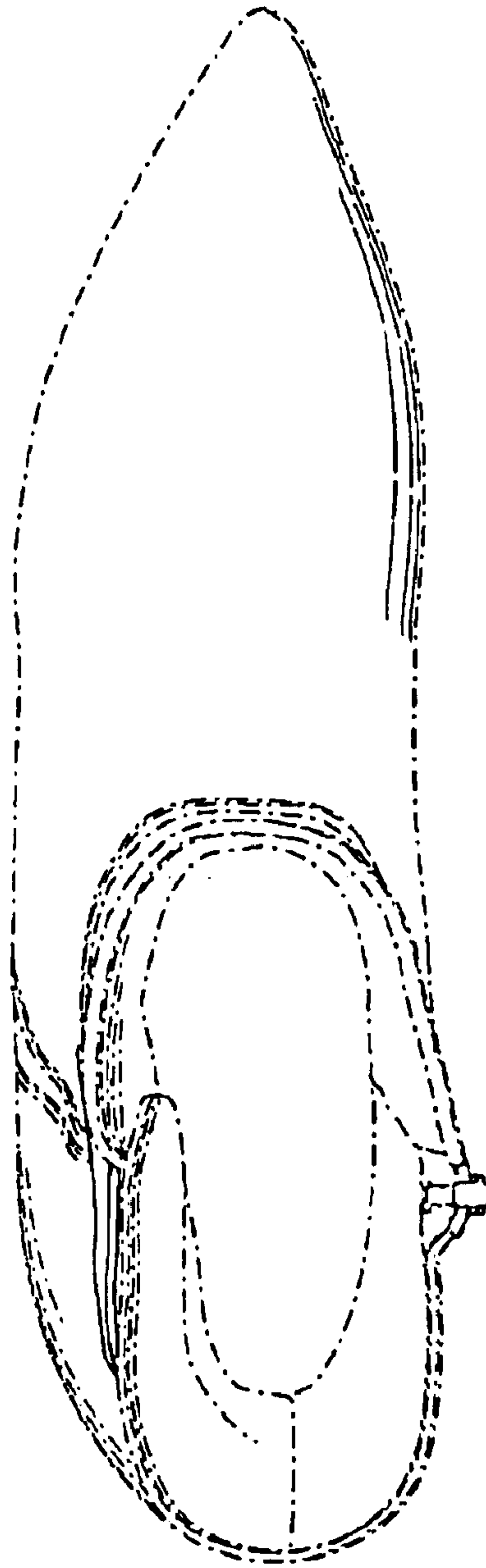


Fig. 4

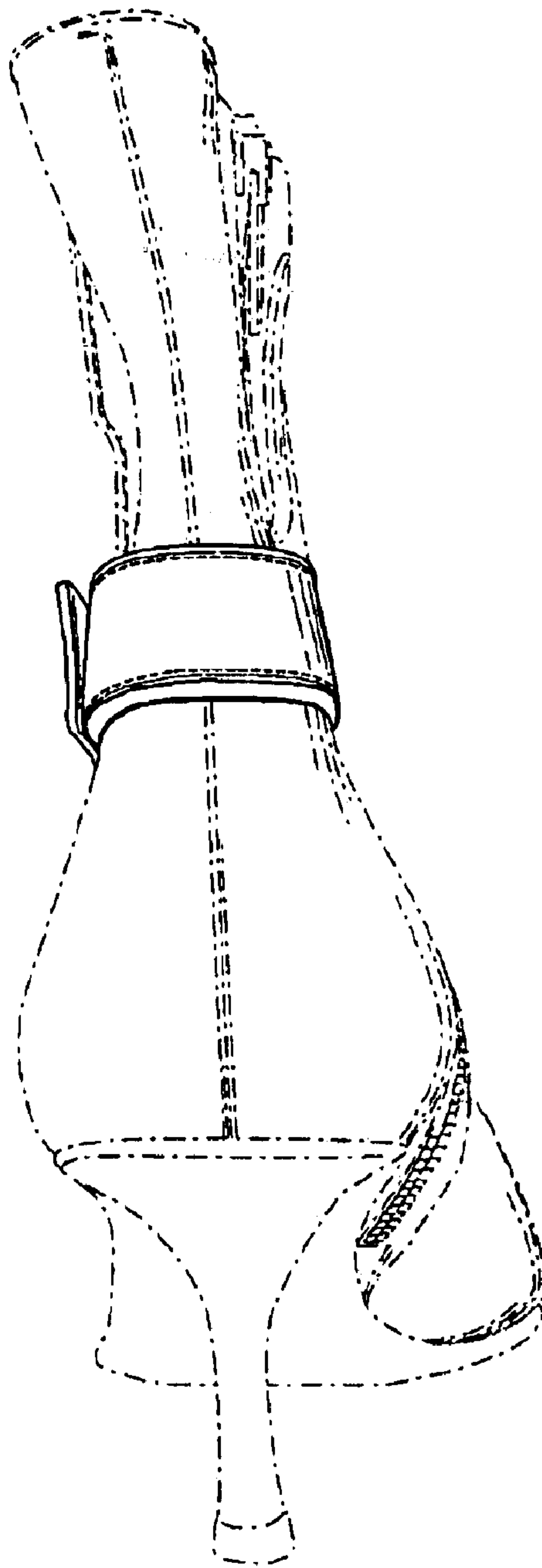


Fig. 5

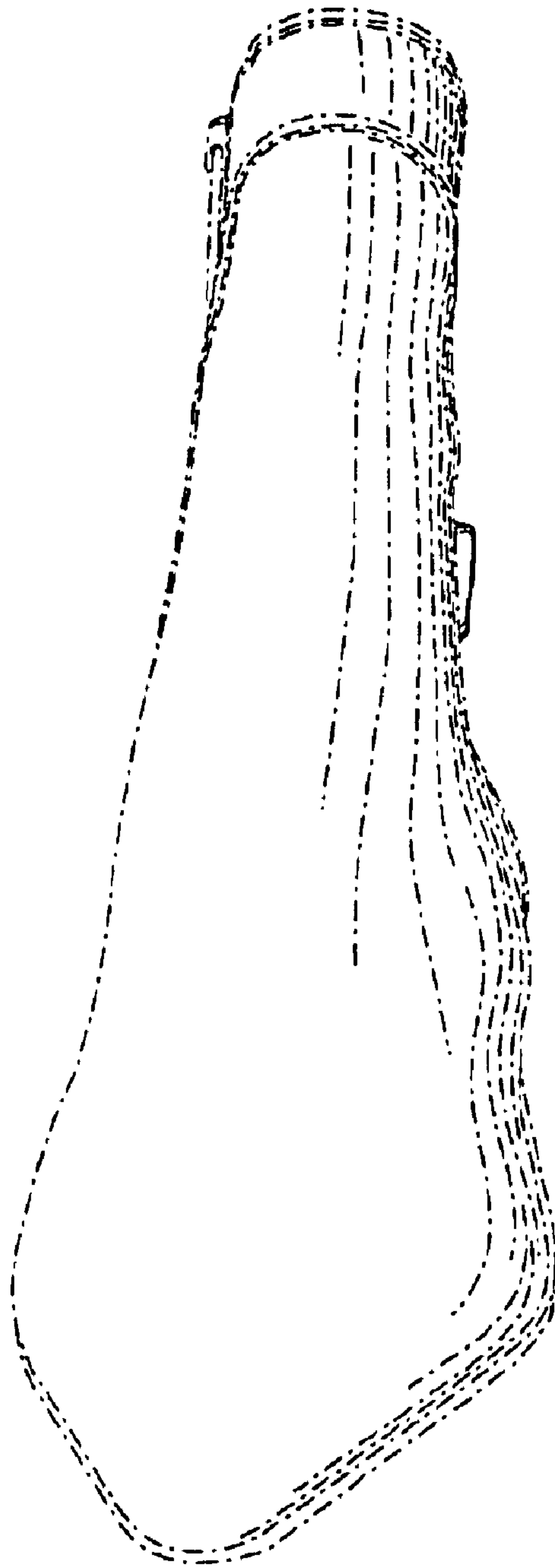


Fig. 6