

US00D503031S

(12) **United States Design Patent**
Choi

(10) **Patent No.:** **US D503,031 S**
(45) **Date of Patent:** **** Mar. 22, 2005**

- (54) **SHOE**
- (75) **Inventor:** **Sandra Choi**, London (GB)
- (73) **Assignee:** **J. Choo (Jersey) Limited**, St. Helier
- (**) **Term:** **14 Years**
- (21) **Appl. No.:** **29/194,592**
- (22) **Filed:** **Nov. 25, 2003**
- (51) **LOC (7) Cl.** **02-99**
- (52) **U.S. Cl.** **D2/972**
- (58) **Field of Search** D2/896, 925, 929-933,
D2/946, 969, 971-974; 36/83, 50.1

- D113,750 S 3/1939 Macht
- D116,223 S 8/1939 Epstein
- D118,471 S 1/1940 Earl
- D118,489 S 1/1940 Edelstein
- D118,927 S 2/1940 Elkin
- D120,399 S 5/1940 Sobel
- D131,545 S 3/1942 Vivier
- D133,648 S 9/1942 Sutcliffe
- D133,804 S 9/1942 Gerber
- D156,870 S 1/1950 Delman
- D159,494 S 8/1950 Lauer
- D161,101 S 12/1950 Gordon
- D162,186 S 2/1951 Lacek
- D176,230 S 11/1955 Rubin
- D193,087 S 6/1962 Levine
- D201,665 S 7/1965 Levine
- D253,498 S 11/1979 Katz
- D452,771 S 1/2002 Jacobs
- D452,772 S 1/2002 Jacobs
- D463,900 S 10/2002 Jacobs

(56) **References Cited**

U.S. PATENT DOCUMENTS

- D87,533 S 8/1932 Leverone
- D90,204 S 6/1933 Miller
- D90,269 S * 7/1933 Stock D2/971
- D91,535 S 2/1934 Morali
- D92,208 S 5/1934 Rosenfeld
- D92,303 S 5/1934 Heil
- D92,742 S 7/1934 Miller
- D92,743 S 7/1934 Miller
- D94,527 S 2/1935 Apt
- D94,887 S 3/1935 Goldman
- D94,888 S 3/1935 Goldstein
- D95,049 S 4/1935 Levin
- D95,680 S 5/1935 Goodkind
- D97,534 S * 11/1935 Morrell D2/971
- D97,762 S 12/1935 Elkin
- D98,820 S 3/1936 Audino
- D100,836 S * 8/1936 Arkin D2/971
- D101,295 S * 9/1936 Tupper D2/933
- D102,579 S 12/1936 Samuels
- D106,003 S * 9/1937 Weinstat D2/971
- D107,469 S 12/1937 Turiansky
- D110,244 S 6/1938 Epstein
- D110,448 S 7/1938 Sholtz
- D110,645 S 7/1938 Ornsteen
- D112,096 S 11/1938 Tupper
- D112,328 S 11/1938 Berman

* cited by examiner

Primary Examiner—Dominic Simone
(74) *Attorney, Agent, or Firm*—Fross Zelnick Lehrman & Zissu, P.C.; Lawrence E. Apolzon, Esq.; David I. Greenbaum, Esq.

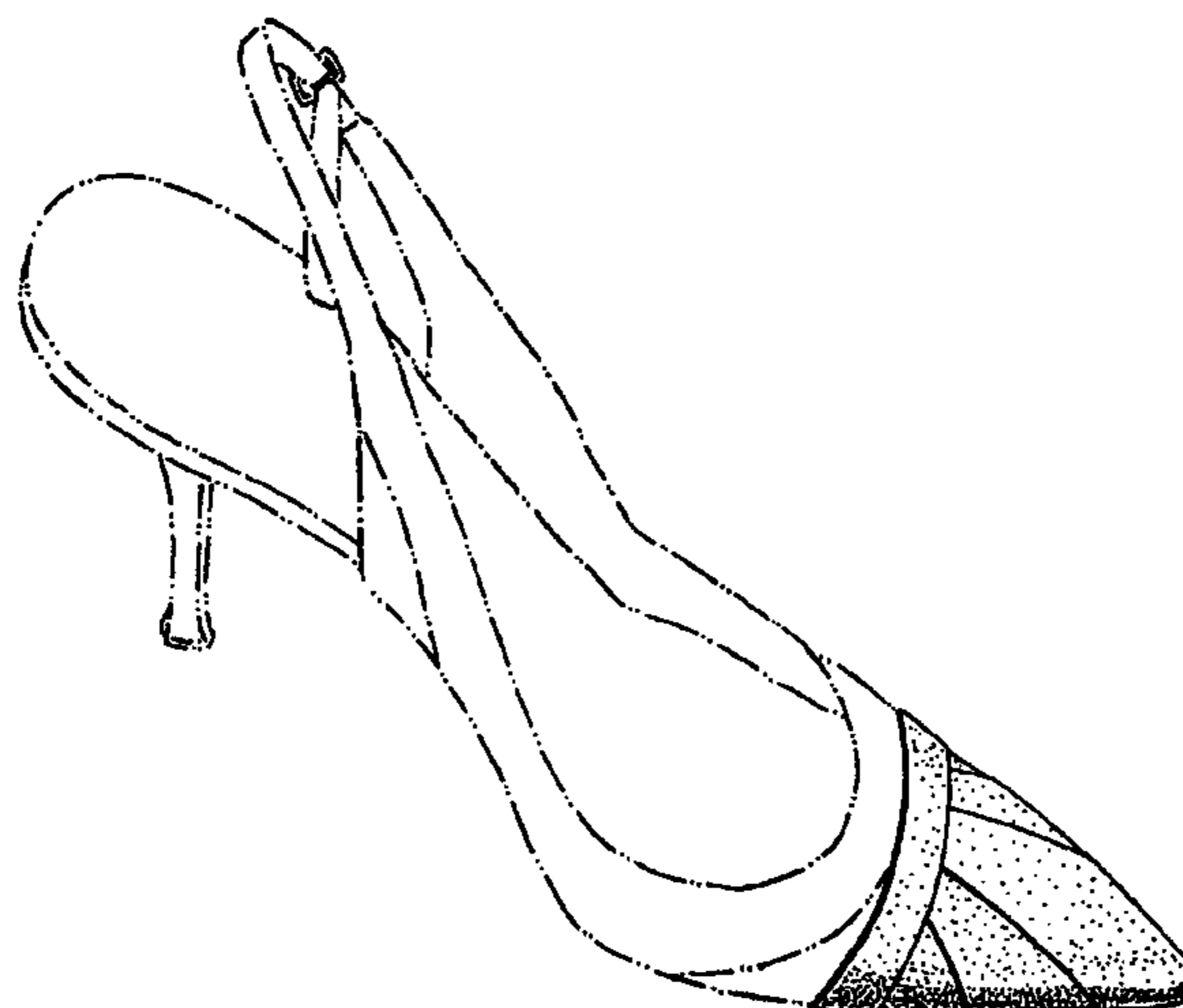
(57) **CLAIM**

An ornamental design for a shoe, as shown and described.

DESCRIPTION

FIG. 1 is a perspective view of a shoe;
FIG. 2 is a front view of the shoe;
FIG. 3 is a side view of the shoe from an inside edge of the shoe;
FIG. 4 is a side view of the shoe from an outside edge of the shoe; and,
FIG. 5 is a top view of the shoe.
The phantom lines showing portions of a shoe in FIGS. 1-5 are for illustrative purposes only and form no part of the claimed design.

1 Claim, 2 Drawing Sheets



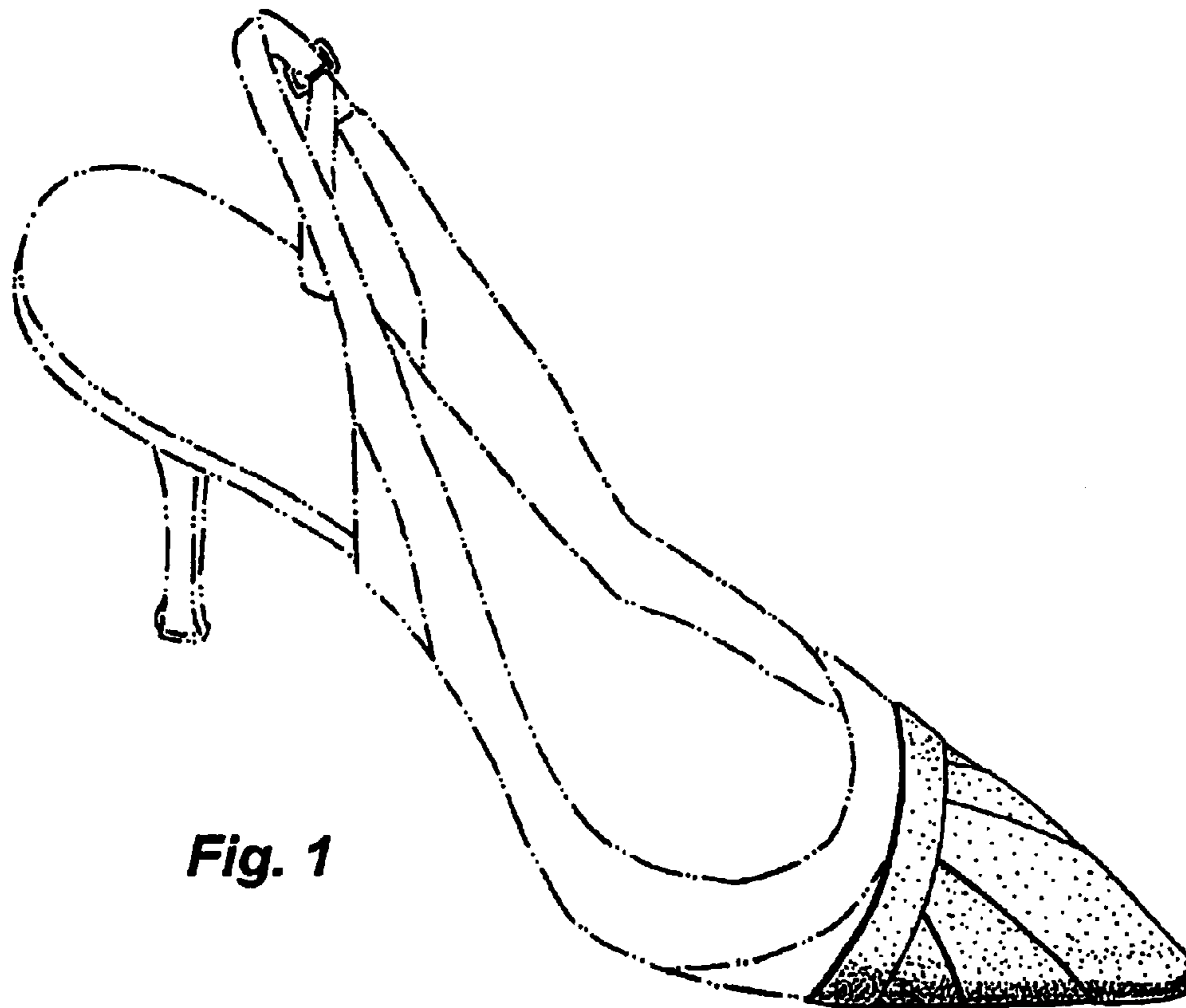


Fig. 1

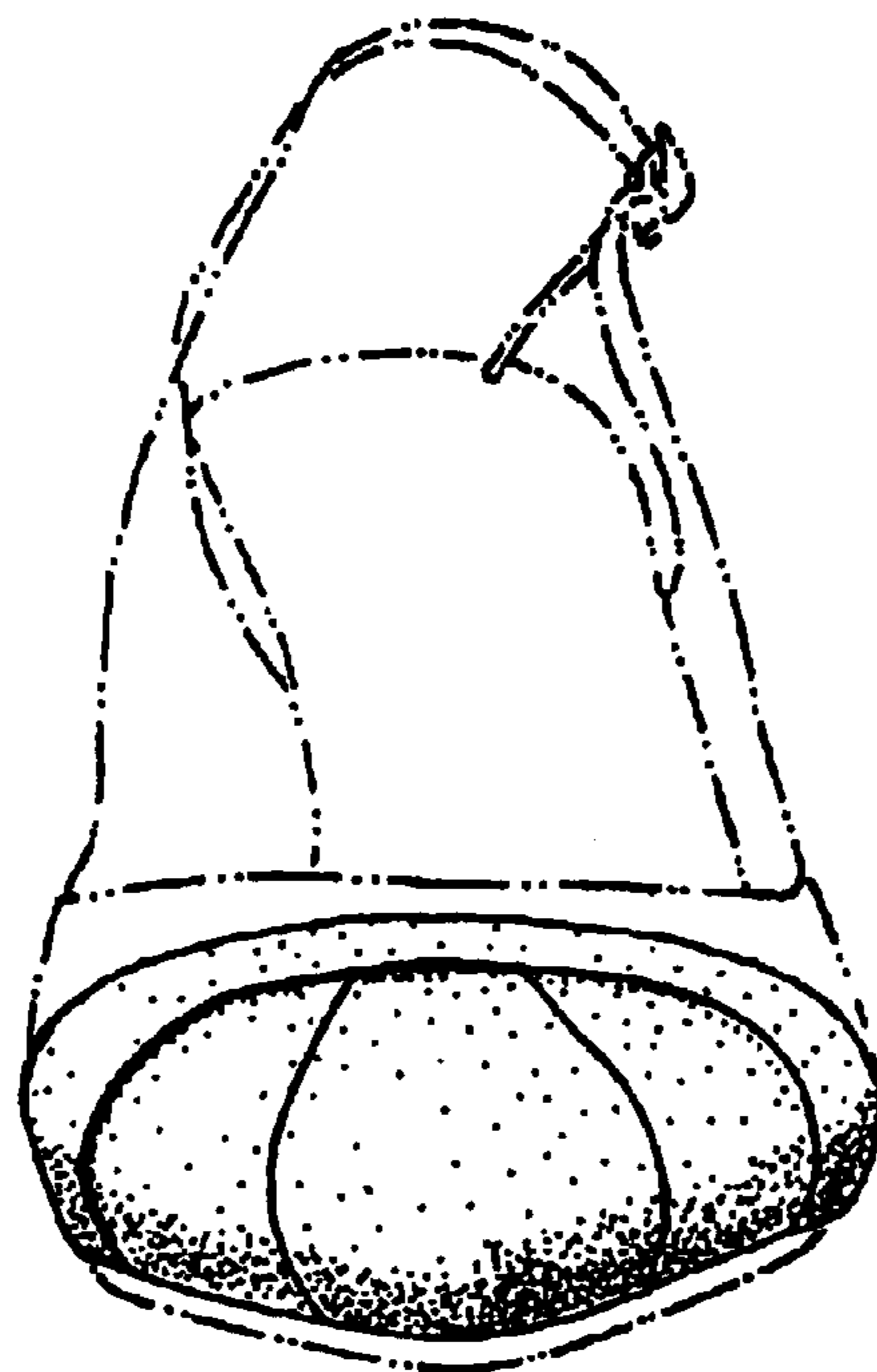


Fig. 2

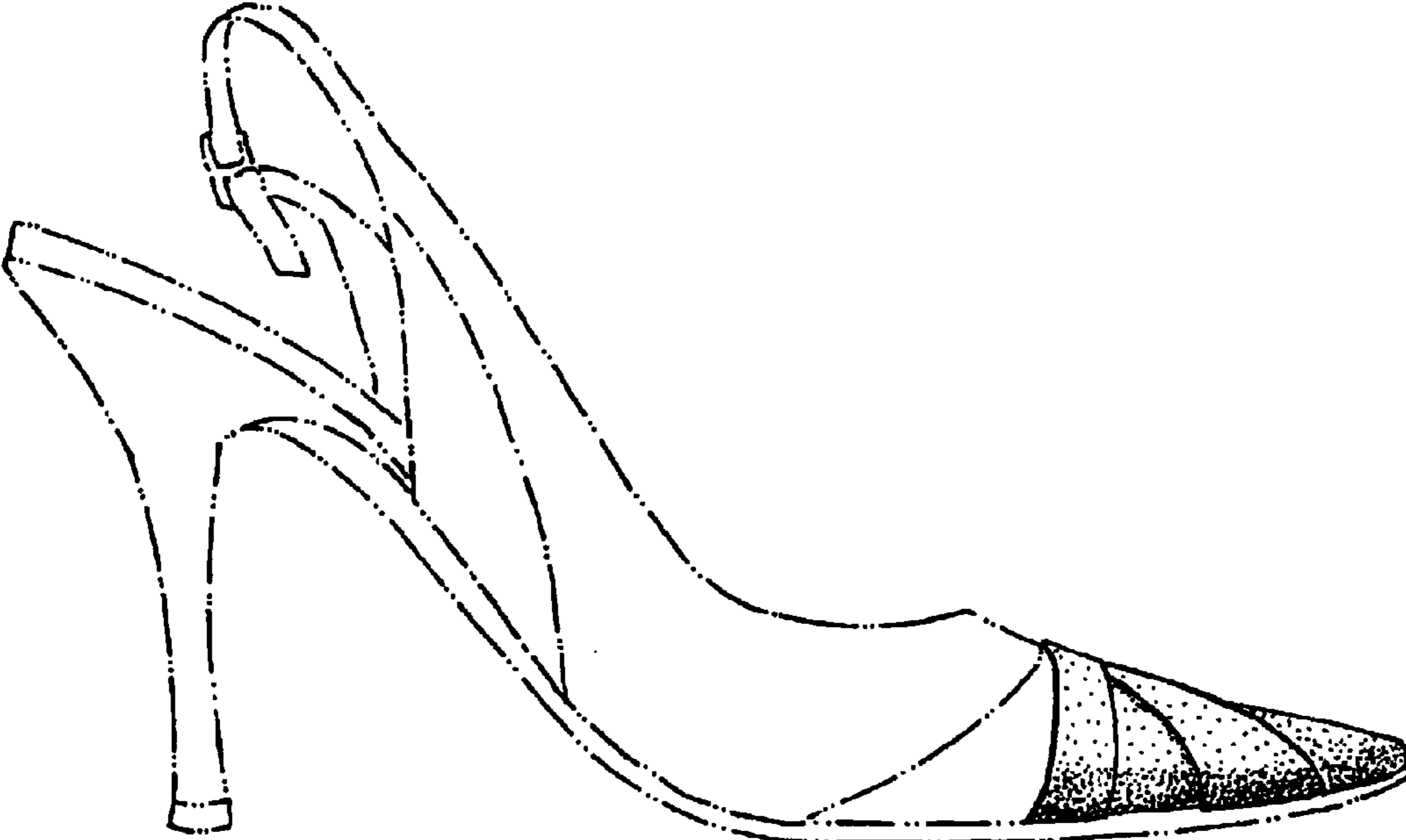


Fig. 3

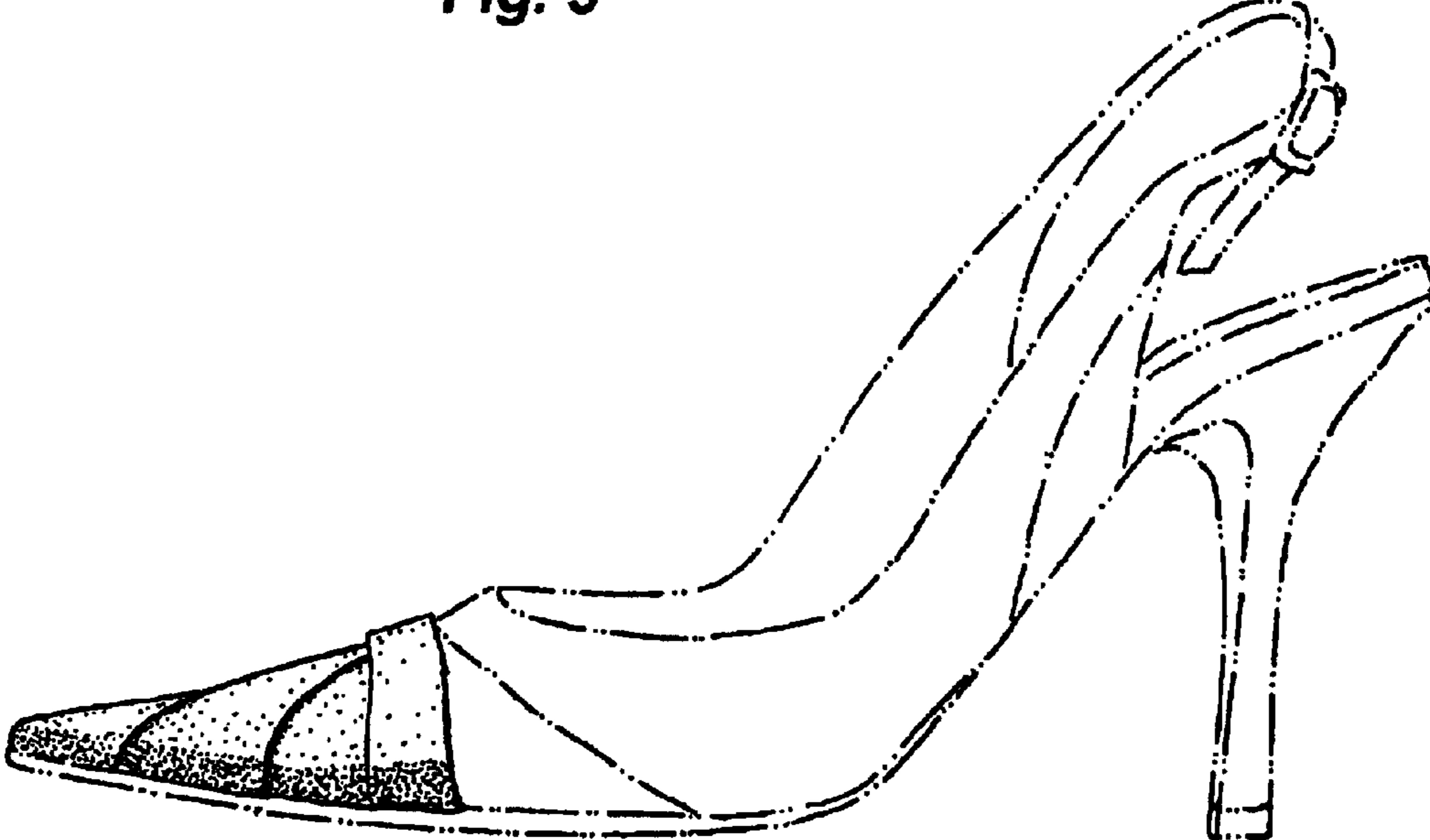


Fig. 4




Fig. 5