

US00D503027S

(12) **United States Design Patent**
Strong

(10) **Patent No.:** **US D503,027 S**

(45) **Date of Patent:** **** Mar. 22, 2005**

(54) **HEADWEAR**

(76) **Inventor:** **Derek L. Strong**, 8515 Falmouth Ave.,
#424, Playa Del Rey, CA (US) 90293

(**) **Term:** **14 Years**

(21) **Appl. No.:** **29/181,427**

(22) **Filed:** **May 9, 2003**

(51) **LOC (7) Cl.** **02-03**

(52) **U.S. Cl.** **D2/894**

(58) **Field of Search** D2/500, 865-867,
D2/874, 875, 877, 881, 883, 885, 891,
894; 2/10, 171, 181, 195.1, 204, 206, 207,
209.11, 209.13, 410, 906

(56) **References Cited**

U.S. PATENT DOCUMENTS

1,562,990	A	*	11/1925	Rappaport	2/181
1,991,982	A	*	2/1935	Hodges	D2/894
D195,079	S	*	4/1963	Dunston	D2/891
3,209,369	A	*	10/1965	Tredway	2/209.11
4,394,782	A	*	7/1983	Wasson	2/181
4,453,276	A	*	6/1984	Smith et al.	2/204
D277,330	S	*	1/1985	Wasson	D2/877
4,648,130	A	*	3/1987	Kuznetz	2/7
4,698,852	A	*	10/1987	Romero	2/171
4,742,581	A	*	5/1988	Rosenthal	D2/894
4,964,175	A	*	10/1990	Taylor	2/171
5,377,360	A	*	1/1995	Fleitman	2/181
5,640,721	A	*	6/1997	Jackson	2/171
D392,443	S	*	3/1998	Preddy	D2/894
D406,442	S	*	3/1999	Allen	D2/894
D413,710	S	*	9/1999	De Rugeriis	D2/894
6,185,750	B1	*	2/2001	Dumas	2/209.13

6,263,512	B1	*	7/2001	LeDonne	2/171
6,438,761	B1	*	8/2002	McGarrity	2/171
D485,969	S	*	2/2004	Wade	D2/894

OTHER PUBLICATIONS

Industrial Savings, website, Jan. 2003, IndustrialSavings.com and affiliated companies.

Discount Clothes, website, and photos of product specimen available since 1993.

* cited by examiner

Primary Examiner—Stacia Cadmus

Assistant Examiner—Mimosa De

(74) *Attorney, Agent, or Firm*—Blakely, Sokoloff, Taylor & Zafman LLP

(57) **CLAIM**

The ornamental design for headwear, as shown and described.

DESCRIPTION

FIG. 1 is a front view of headwear of the invention.

FIG. 2 is a side view of the headwear of FIG. 1.

FIG. 3 is a top view of the headwear of FIG. 1.

FIG. 4 is a bottom view of the headwear of FIG. 1.


FIG. 5 is a front perspective view of the headwear of FIG. 1 being worn by a user.

FIG. 6 is a side view of the headwear of FIG. 1 being worn by a user; and,

FIG. 7 is a rear view of the headwear of FIG. 1 being worn by a user.

The broken lines in the figures are for environmental purpose only and form no part of the claimed design.

1 Claim, 4 Drawing Sheets






FIG. 1

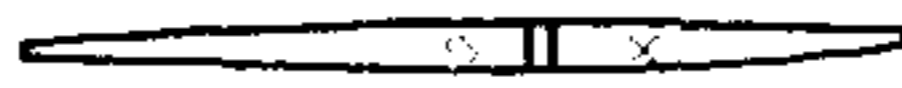


FIG. 2

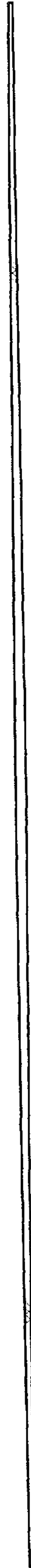


FIG. 3



FIG. 4

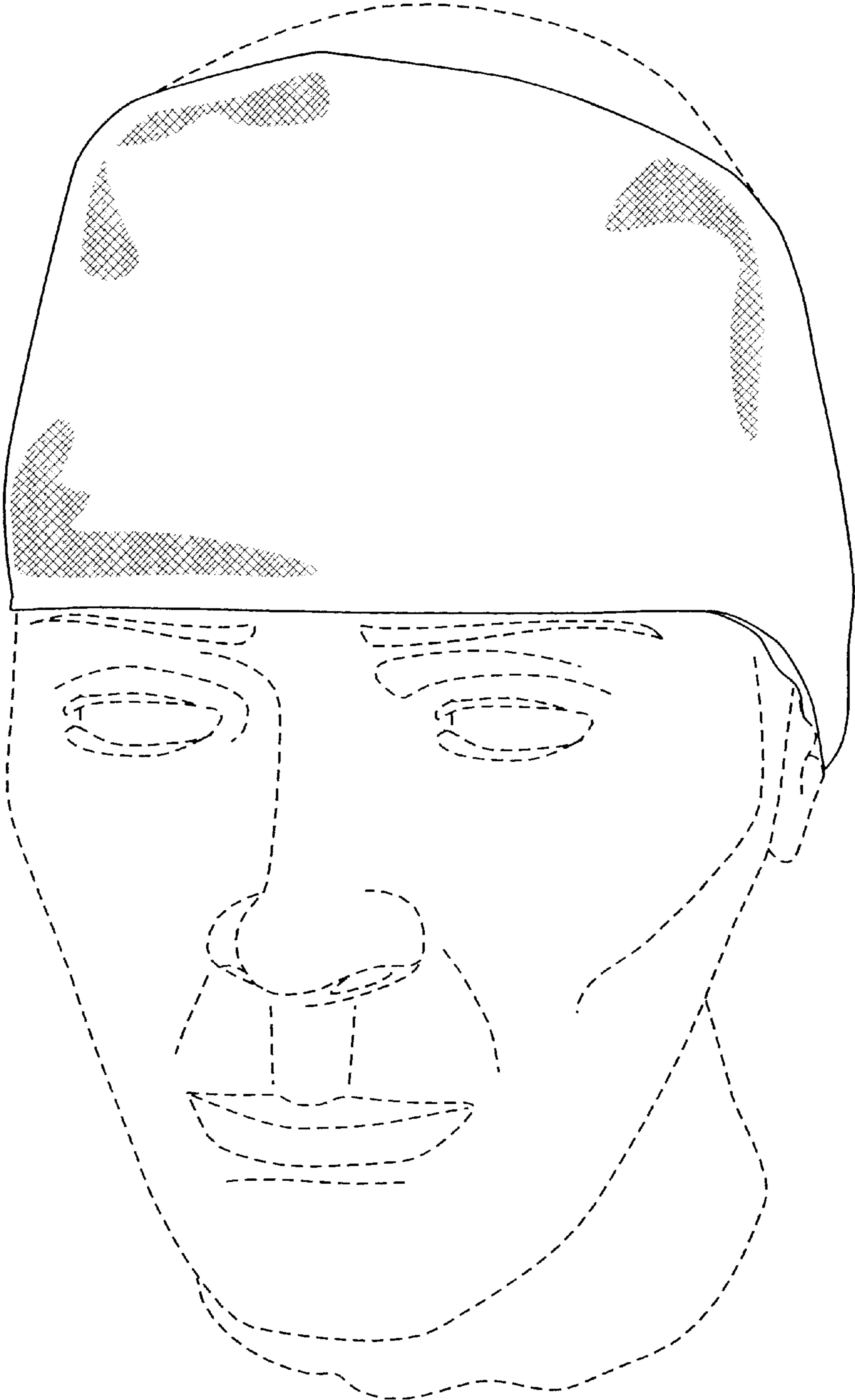


FIG. 5

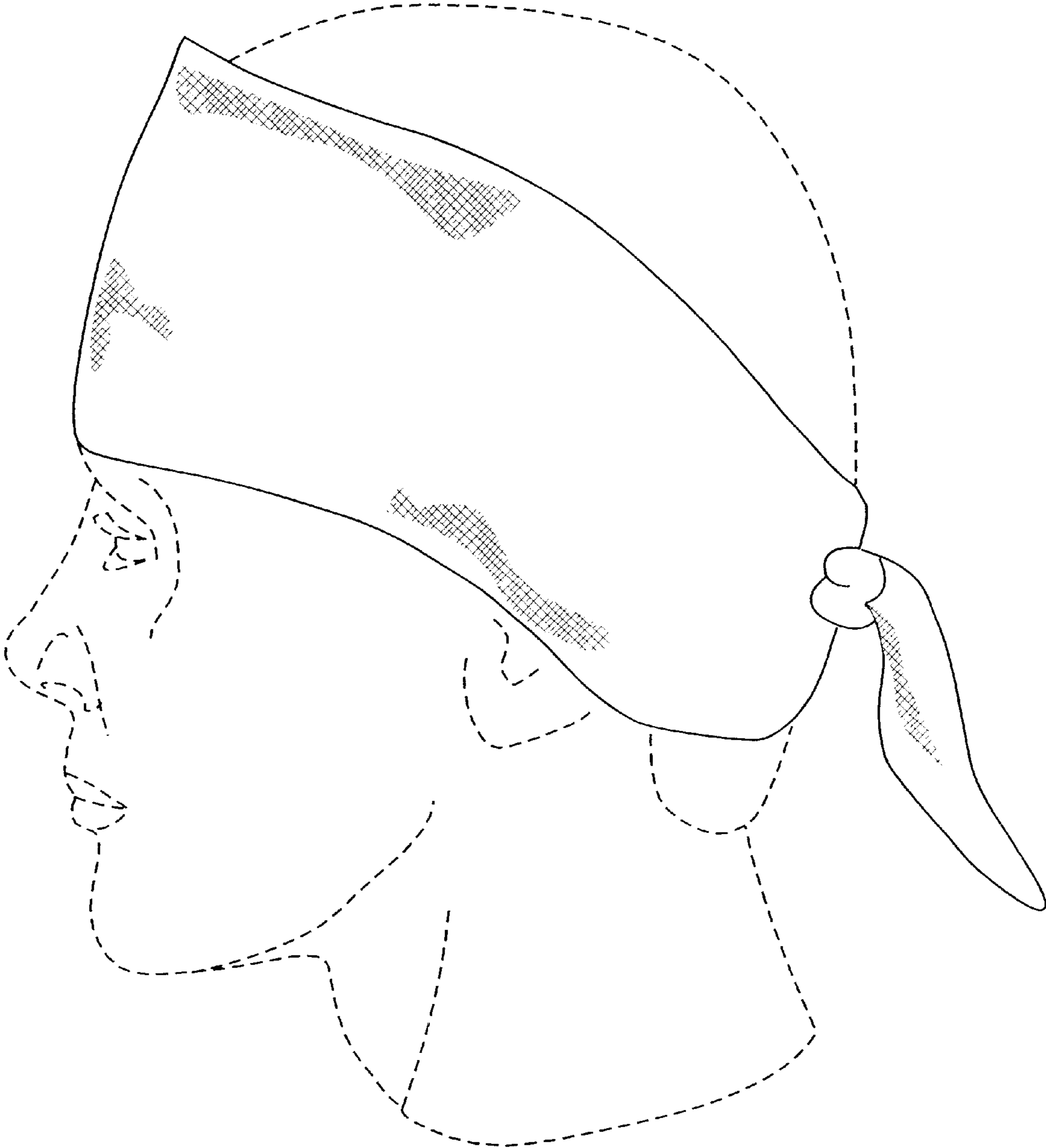


FIG. 6

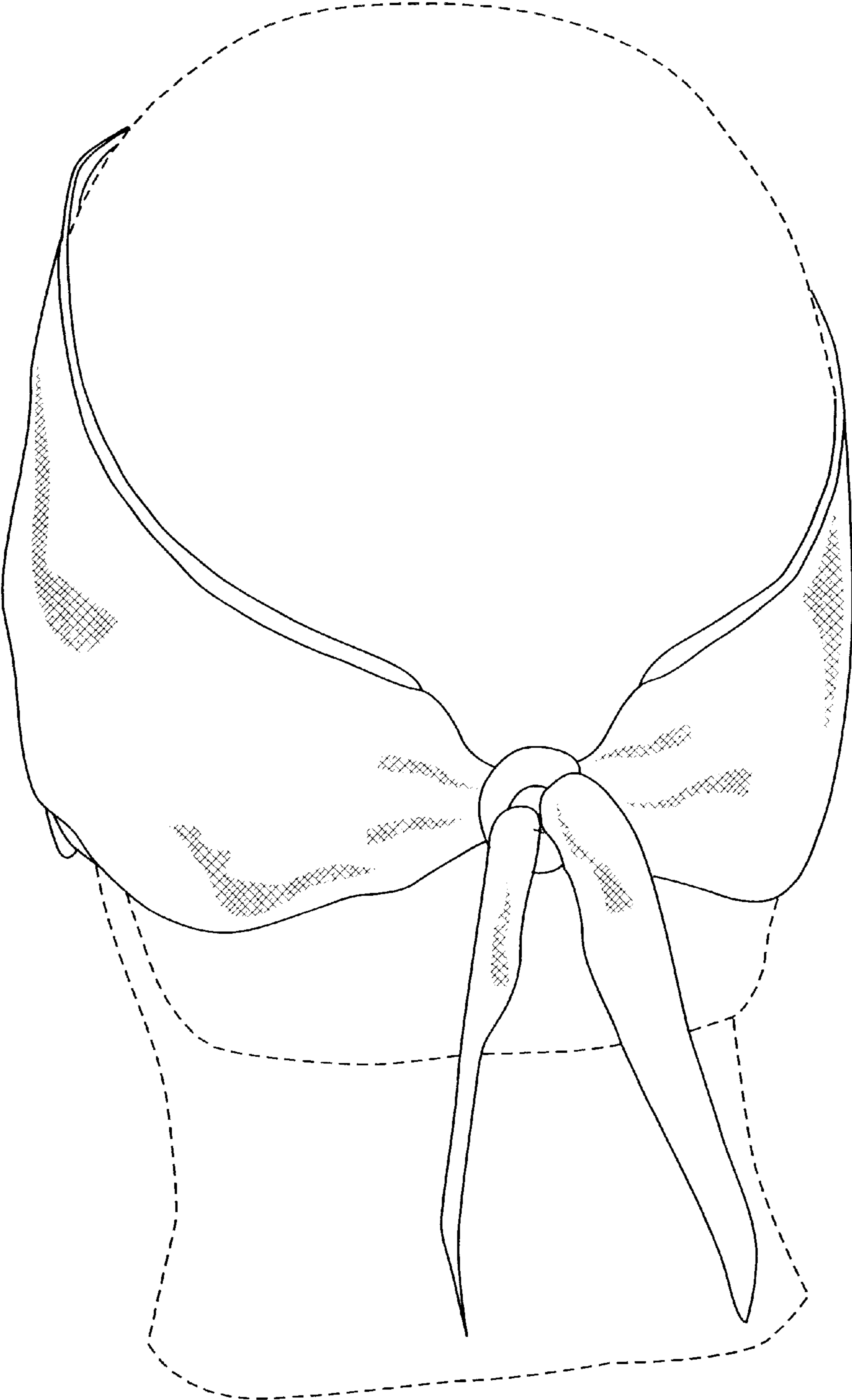


FIG. 7