

US00D503023S

(12) **United States Design Patent**
Holub

(10) **Patent No.:** **US D503,023 S**
(45) **Date of Patent:** **** Mar. 15, 2005**

(54) **YOKE**

D482,837 S * 11/2003 Westbrook D34/28

(76) **Inventor:** **David G. Holub**, 9650 134th St.,
Cologne, MN (US) 55322

* cited by examiner

(**) **Term:** **14 Years**

Primary Examiner—Holly Baynham
(74) *Attorney, Agent, or Firm*—Nawrocki, Rooney &
Sivertson, P.A.

(21) **Appl. No.:** **29/186,935**

(57) **CLAIM**

(22) **Filed:** **Jul. 24, 2003**

The ornamental design for a yoke, as shown and described.

(51) **LOC (7) Cl.** **12-05**

DESCRIPTION

(52) **U.S. Cl.** **D34/28**

(58) **Field of Search** D34/28; 224/266,
224/201

FIG. 1 is a perspective view of a yoke showing my new design;
FIG. 2 is a top view thereof;
FIG. 3 is a bottom view thereof;
FIG. 4 is a front view thereof;
FIG. 5 is a right end view thereof, the left end being a mirror image thereof; and,
FIG. 6 is a rear view thereof.

(56) **References Cited**

U.S. PATENT DOCUMENTS

- 966,562 A * 8/1910 Knoerzer 224/266
- 2,986,314 A * 5/1961 Miller 224/266
- D194,962 S * 4/1963 O'Link D34/28
- 5,495,968 A * 3/1996 Miller 224/266

1 Claim, 4 Drawing Sheets

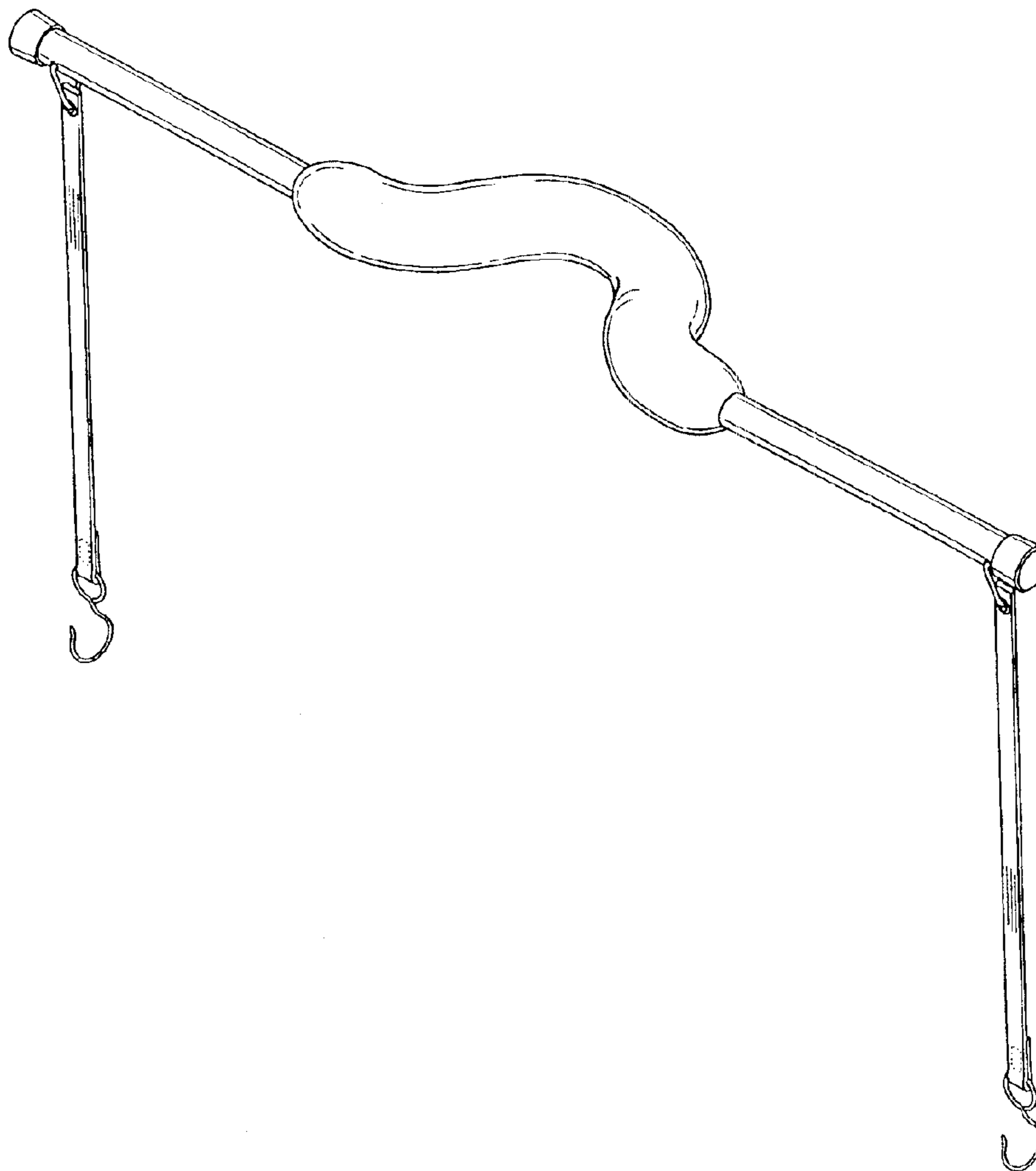


Fig. 1

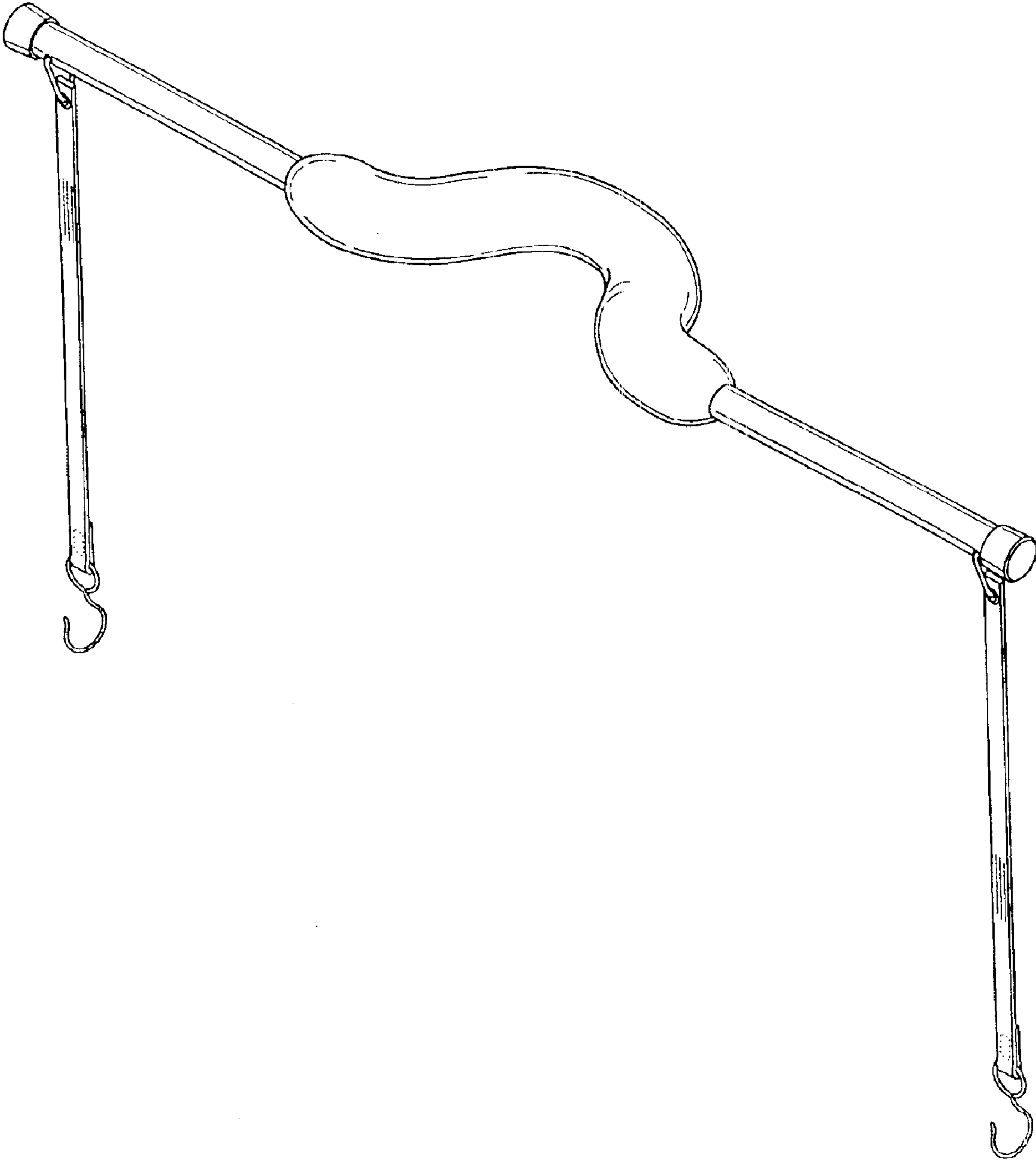


Fig. 2




Fig. 3

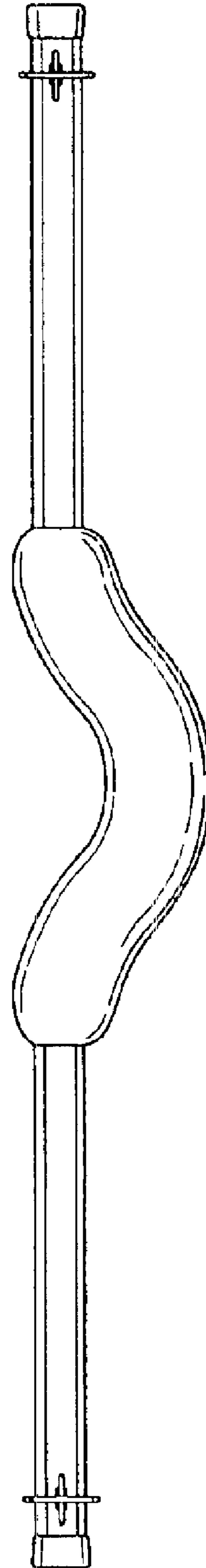


Fig. 5




Fig. 4

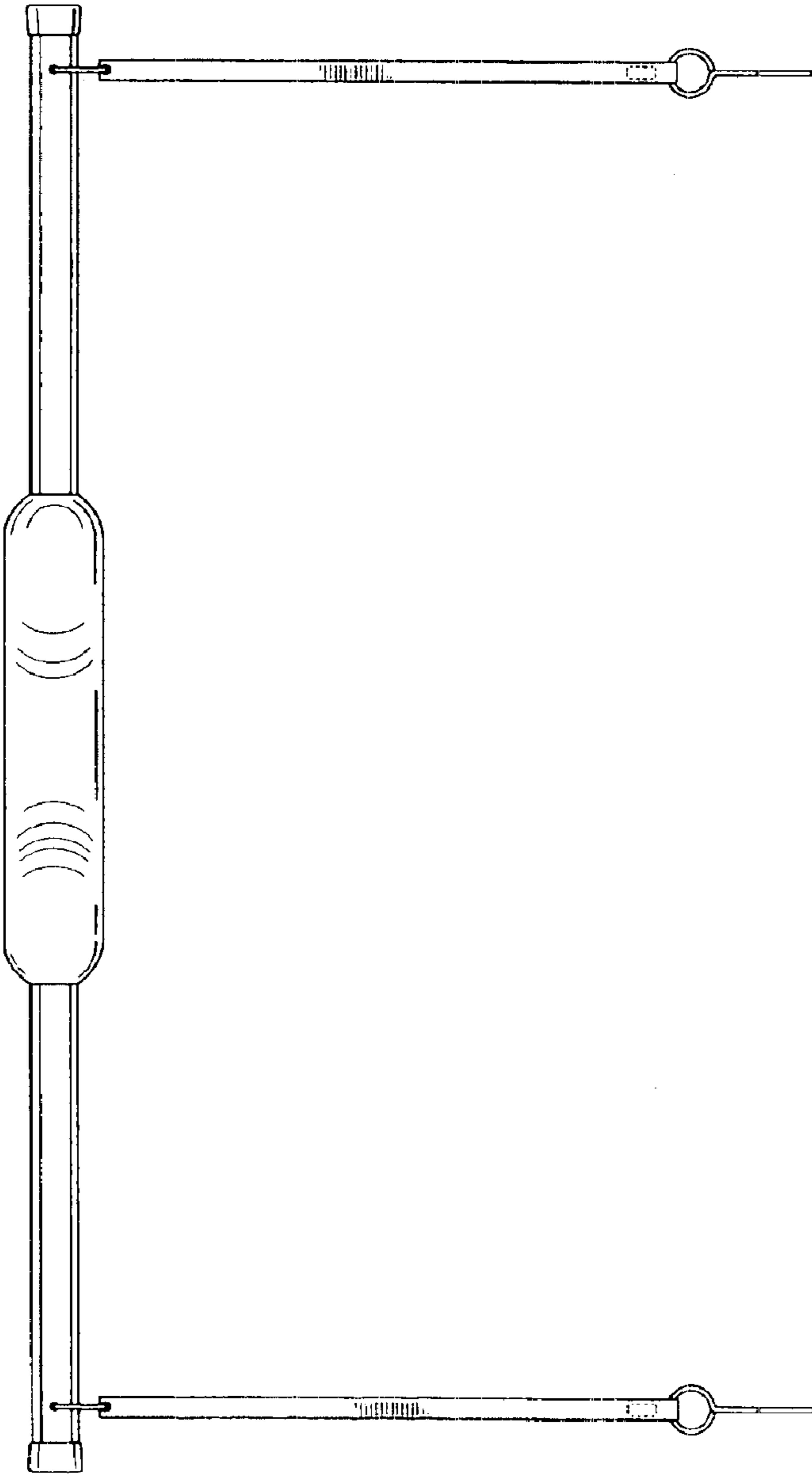


Fig. 6

