

US00D503012S

(12) **United States Design Patent**  
**Schonbek**

(10) **Patent No.:** **US D503,012 S**  
(45) **Date of Patent:** **\*\* Mar. 15, 2005**

(54) **CRYSTAL ORNAMENT FOR LAMP**

(75) Inventor: **Andrew Schonbek**, Plattsburgh, NY  
(US)

(73) Assignee: **Schonbek Worldwide Lighting Inc.**,  
Plattsburgh, NY (US)

(\*\*) Term: **14 Years**

(21) Appl. No.: **29/197,430**

(22) Filed: **Jan. 15, 2004**

(51) **LOC (7) Cl.** ..... **26-99**

(52) **U.S. Cl.** ..... **D26/154**

(58) **Field of Search** ..... D26/154; 362/404-406,  
362/806; D11/90

(56) **References Cited**

**U.S. PATENT DOCUMENTS**

D239,534 S	*	4/1976	Michaeli	.....	D11/90
5,577,838 A	*	11/1996	Lucas	.....	362/405
5,653,530 A	*	8/1997	Pittman	.....	362/405
5,873,652 A	*	2/1999	Bayer et al.	.....	362/405
5,921,668 A	*	7/1999	Bayer	.....	362/404
D472,670 S	*	4/2003	Forster	.....	D26/154

**OTHER PUBLICATIONS**

“Lamp”, Van Teal Light the Art of Lighting & Accessories,  
Spring 1995 catalog, p. 15.

“Tyndale”, Accessory Merchandising, Jul. 2003, p. 43.

Maura Daniel Crystal Lamp.

“Lamp”, Fine Art Lamps and Decorative Accessories, 1996,  
p. S-60.

“Lamps”, Van Teal Artistic Lighting & Accessories, 1997  
Catalog, vol. 11, p. 72.

“Lamps”, Home Lighting & Accessories, Apr. 2001, p. 32.  
Maura Daniel Crystal Lamps.

Aytas Crystal Catalog—Center Parts, p. 1, Jan. 2004.

\* cited by examiner

*Primary Examiner*—Jennifer Rivard

(74) *Attorney, Agent, or Firm*—Heslin Rothenberg Farley  
& Mesiti P.C.

(57) **CLAIM**

The ornamental design for a crystal ornament for lamp, as  
shown and described.

**DESCRIPTION**

This application is related to commonly owned concurrently  
filed U.S. design patent application Ser. No. 29/197,429.

FIG. 1 is a perspective view of the crystal ornament for lamp  
of the present design;

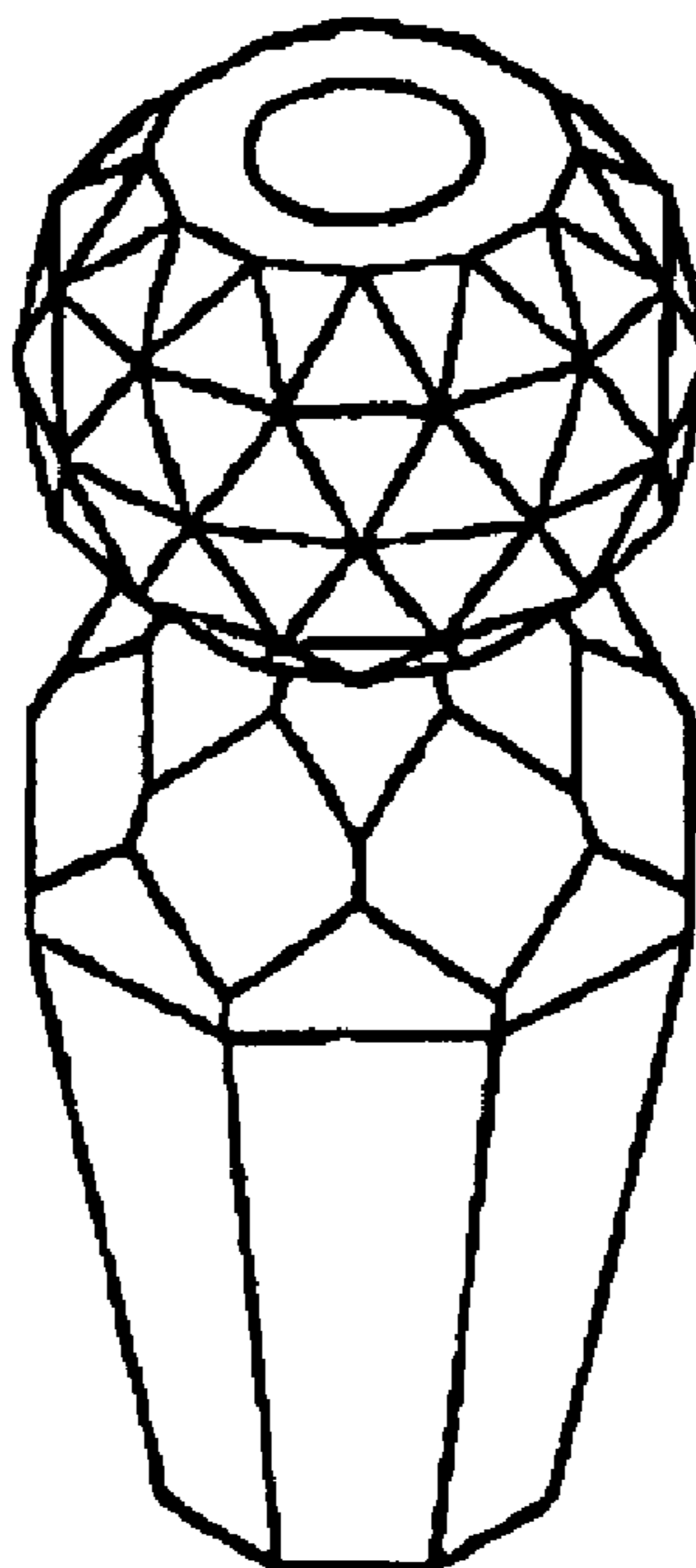
FIG. 2 is a front elevation view thereof;

FIG. 3 is a side elevation view thereof;

FIG. 4 is a top plan view thereof; and,

FIG. 5 is a bottom plan view thereof.

**1 Claim, 1 Drawing Sheet**



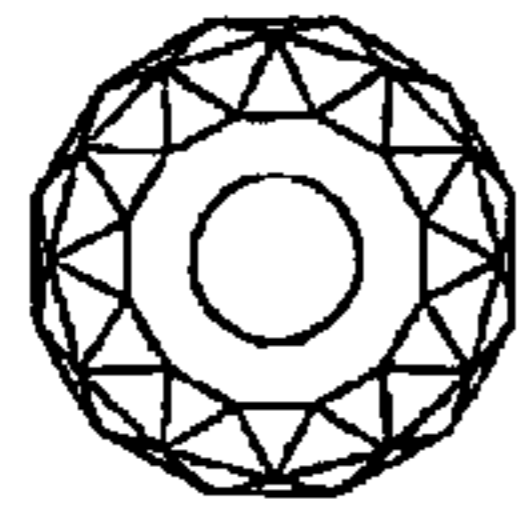


FIG. 4

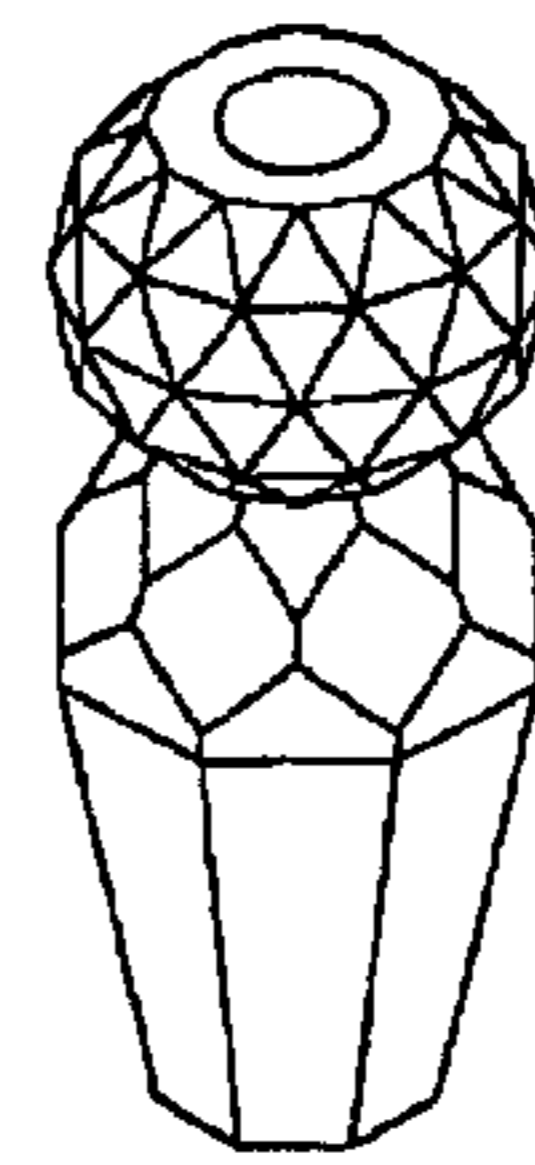


FIG. 1

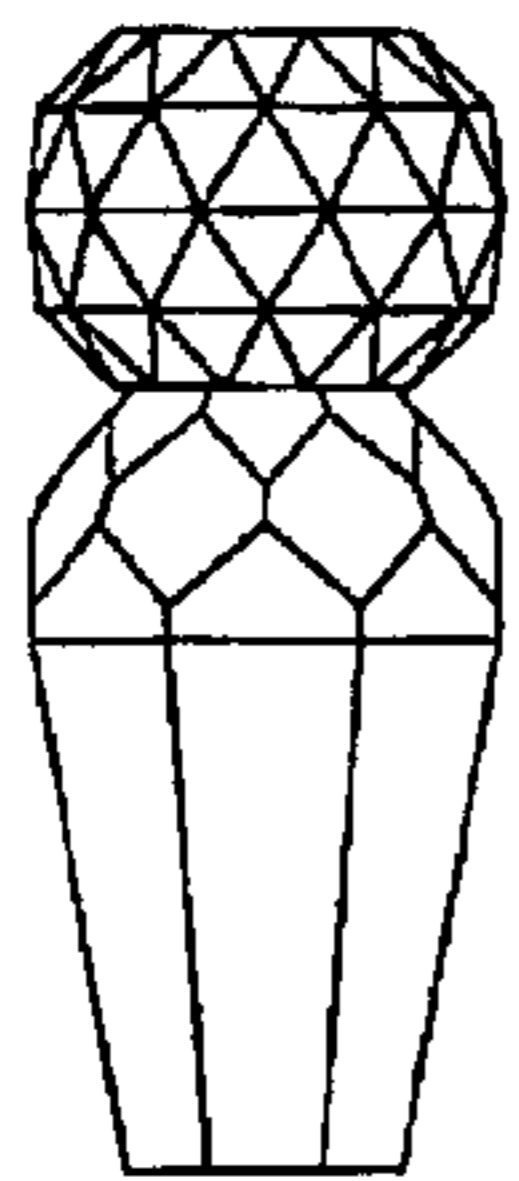


FIG. 2




FIG. 3

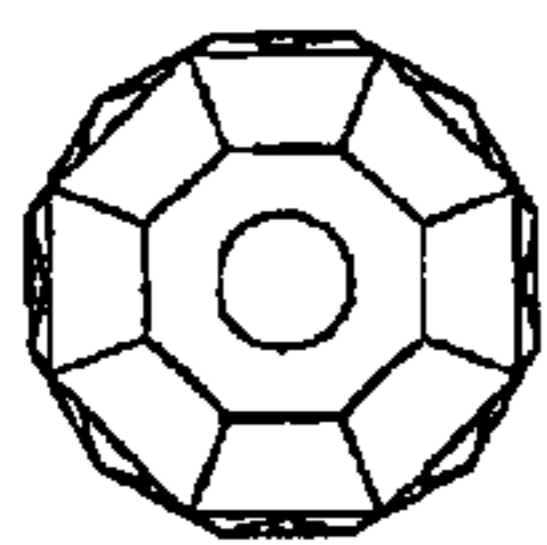


FIG. 5