

US00D503005S

(12) **United States Design Patent**
Fujita

(10) **Patent No.:** **US D503,005 S**
(45) **Date of Patent:** **** Mar. 15, 2005**

(54) **CHEMILUMINESCENT DEVICE**
(75) Inventor: **Masahiko Fujita**, Koga (JP)
(73) Assignee: **Lumica Corporation**, Koga (JP)
(**) Term: **14 Years**

Primary Examiner—Marcus A. Jackson
(74) *Attorney, Agent, or Firm*—Westerman, Hattori,
Daniels & Adrian, LLP

(21) Appl. No.: **29/189,187**
(22) Filed: **Sep. 2, 2003**

(57) **CLAIM**

The ornamental design for a chemiluminescent device, as shown and described.

(51) **LOC (7) Cl.** **26-02**
(52) **U.S. Cl.** **D26/37**
(58) **Field of Search** D26/37-50; 362/157,
362/158, 171-173, 183-208

DESCRIPTION

FIG. 1 is a top view of the chemiluminescent device.
FIG. 2 is a front elevational view thereof. The rear elevational view thereof is a mirror image of FIG. 3.
FIG. 3 is a bottom view thereof.
FIG. 4 is a right side elevational view thereof.
FIG. 5 is a left side elevational view thereof; and,
FIG. 6 is a left side perspective view thereof.

(56) **References Cited**

U.S. PATENT DOCUMENTS

D391,653 S * 3/1998 Ford et al. D26/37
D452,926 S * 1/2002 Wu D26/39

FOREIGN PATENT DOCUMENTS

JP 971439 1/1997

* cited by examiner

1 Claim, 3 Drawing Sheets




FIG.1




FIG.2




FIG.3




FIG.4

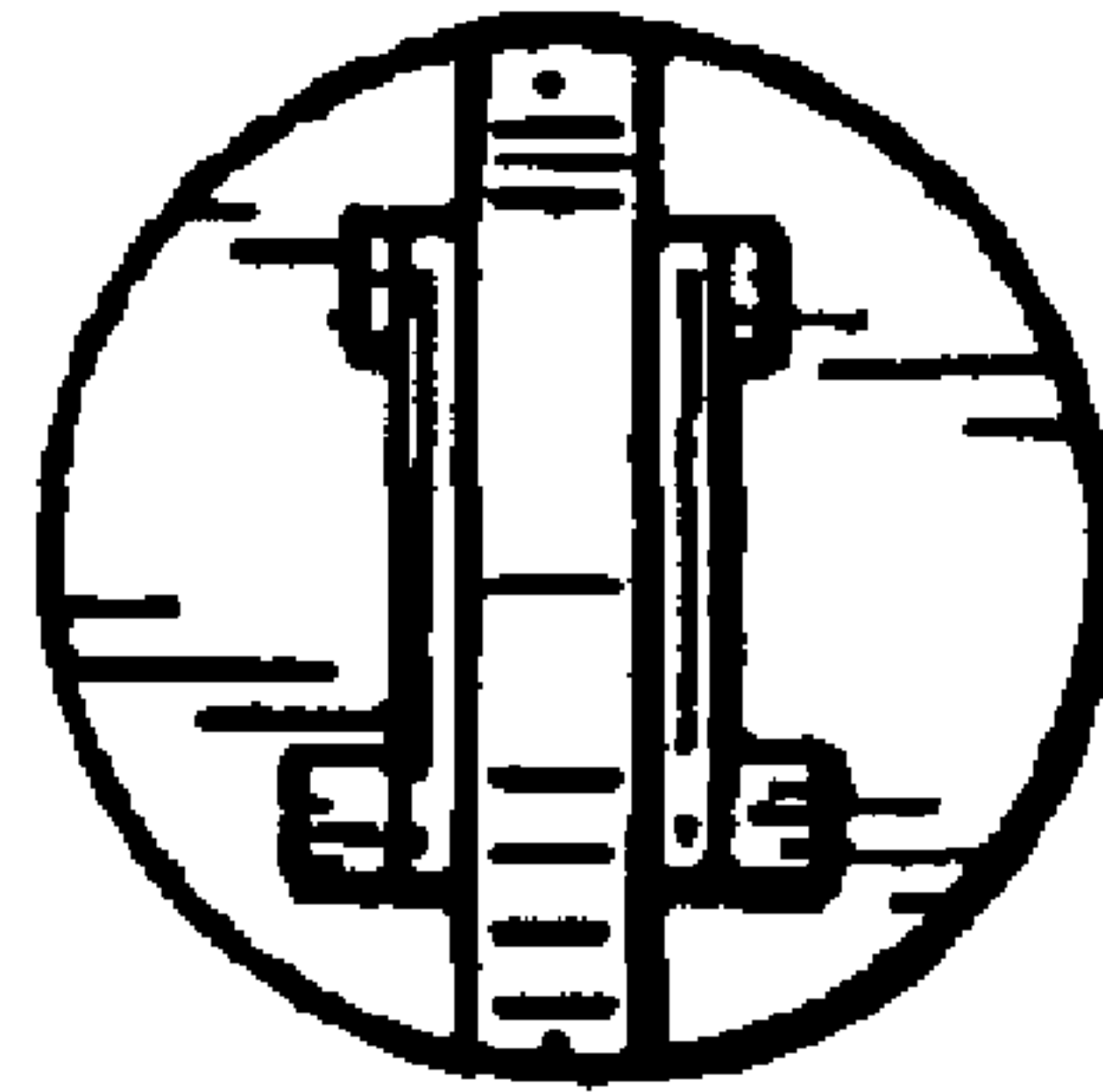



FIG.5



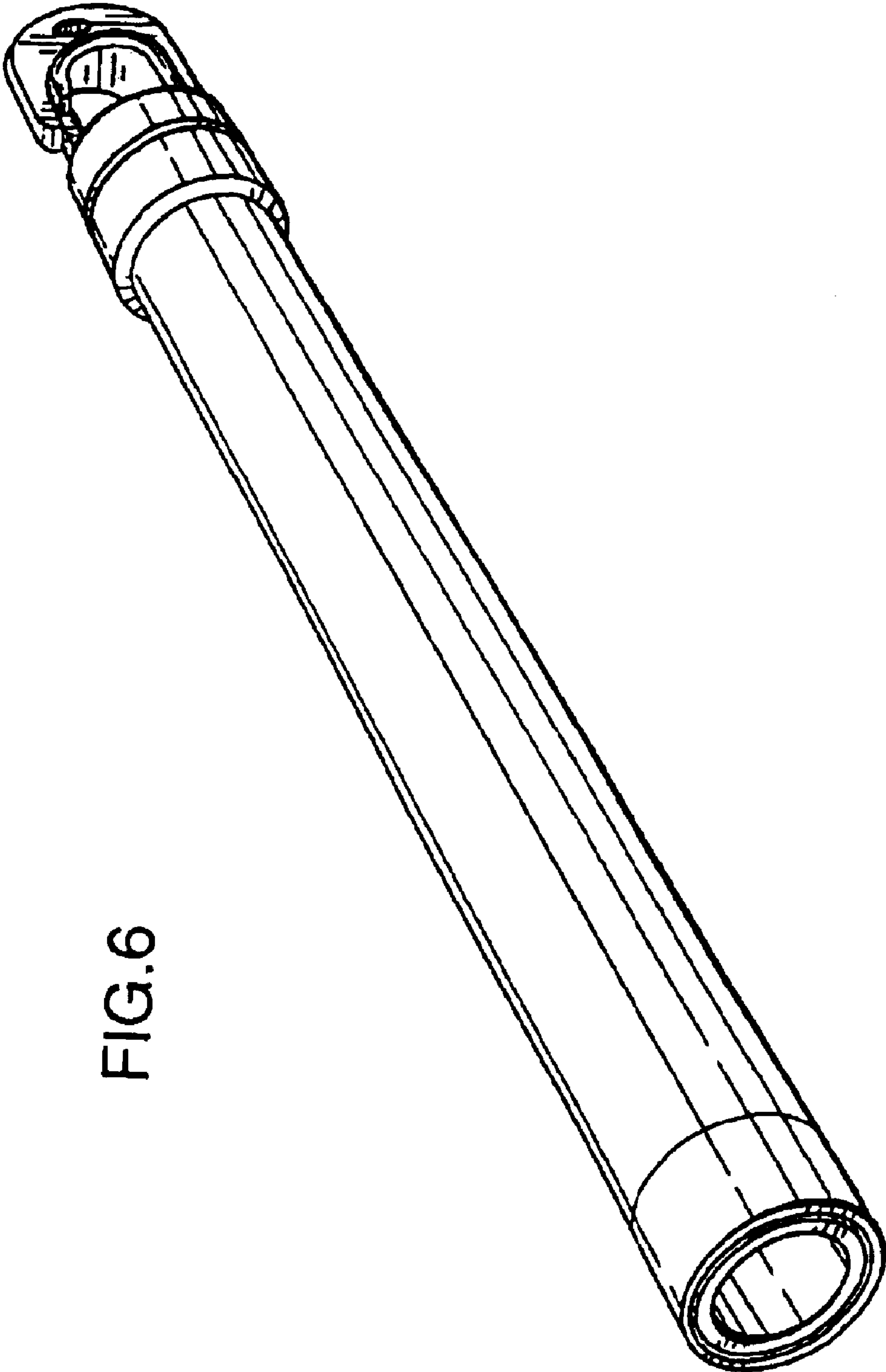


FIG.6