



US00D503002S

(12) **United States Design Patent**  
**Iida et al.**

(10) **Patent No.:** **US D503,002 S**  
(45) **Date of Patent:** **\*\* Mar. 15, 2005**

- (54) **FLUORESCENT LAMP**
- (75) Inventors: **Shiro Iida**, Kyoto (JP); **Noriyuki Uchida**, Hirakata (JP)
- (73) Assignee: **Matsushita Electric Industrial Co., Ltd.**, Osaka (JP)
- (\*\*) Term: **14 Years**

CN	3279130D	2/2003
CN	3289323D	4/2003
CN	3290715D	4/2003
CN	3290716D	4/2003
CN	3314417D	8/2003
JP	S61-144561	9/1986
JP	D969870	12/1996
JP	D969870-1	12/1996
JP	H0 9-45283	2/1997

\* cited by examiner

- (21) Appl. No.: **29/202,881**
- (22) Filed: **Apr. 5, 2004**

*Primary Examiner*—Marcus A. Jackson  
(74) *Attorney, Agent, or Firm*—Brinks Hofer Gilson & Lione

(30) **Foreign Application Priority Data**

Nov. 7, 2003 (JP) ..... 2003-033038

- (51) **LOC (7) Cl.** ..... **26-04**
- (52) **U.S. Cl.** ..... **D26/3**
- (58) **Field of Search** ..... D26/1-4; 313/313, 313/315, 318, 485, 493, 567, 569; 315/52, 53, 56, 57, 58

(57) **CLAIM**

The ornamental design for a fluorescent lamp, as shown and described.

**DESCRIPTION**

FIG. 1 is a front view of a fluorescent lamp of the present invention, wherein the rear view is a mirror image thereof; FIG. 2 is a top view thereof; FIG. 3 is a bottom view thereof; and, FIG. 4 is a right side view thereof, wherein the left side view is a mirror image thereof.

The ornamental design which is claimed is shown in solid lines in the drawings. Any broken lines in the drawings are for illustrative purposes only and form no part of the claimed design.

(56) **References Cited**

**U.S. PATENT DOCUMENTS**

2,973,447 A *	2/1961	Aicher et al. ....	D26/3
D198,268 S *	5/1964	Thorington et al. ....	D26/3
D288,721 S *	3/1987	Pai .....	D26/3
D448,500 S *	9/2001	Choi .....	D26/3

**FOREIGN PATENT DOCUMENTS**

CN	2534674 Y	2/2003
CN	3279129D	2/2003

**1 Claim, 1 Drawing Sheet**

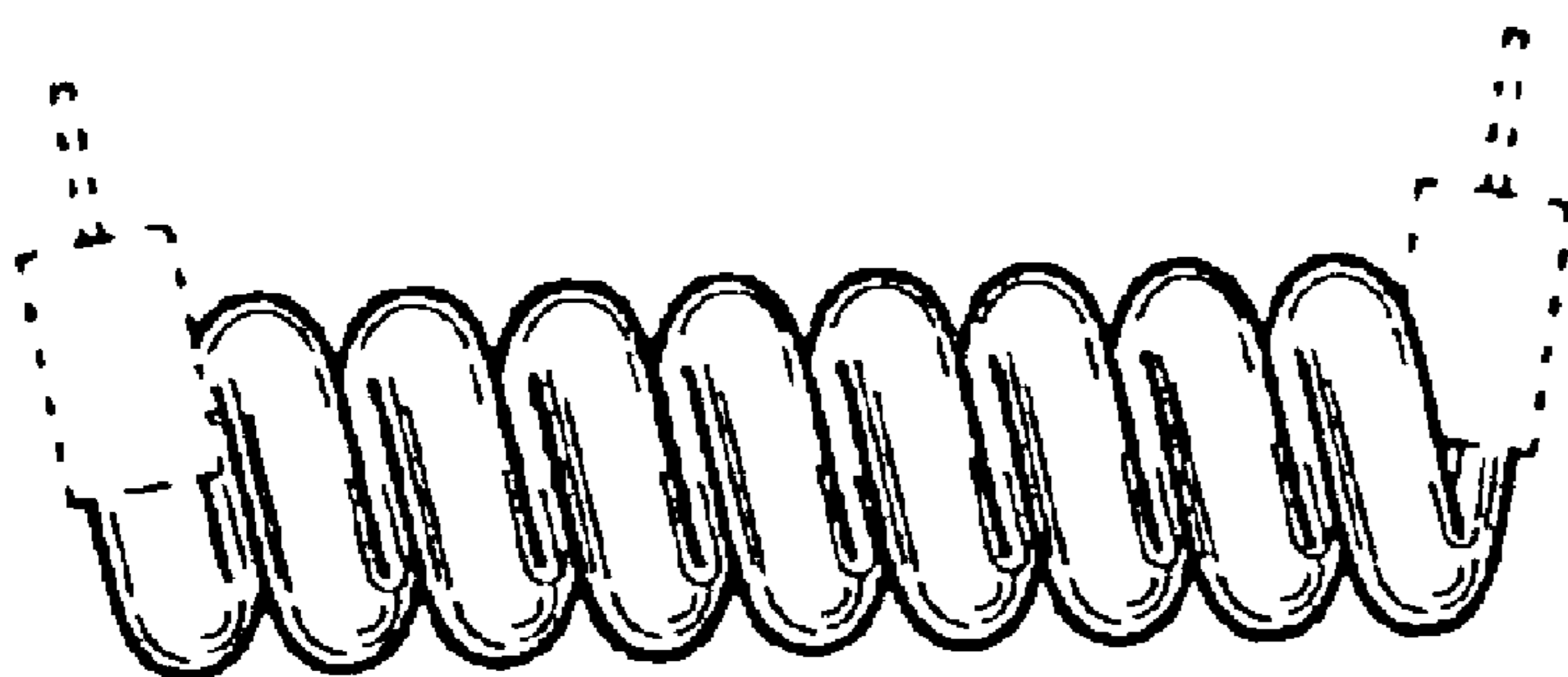


FIG. 1

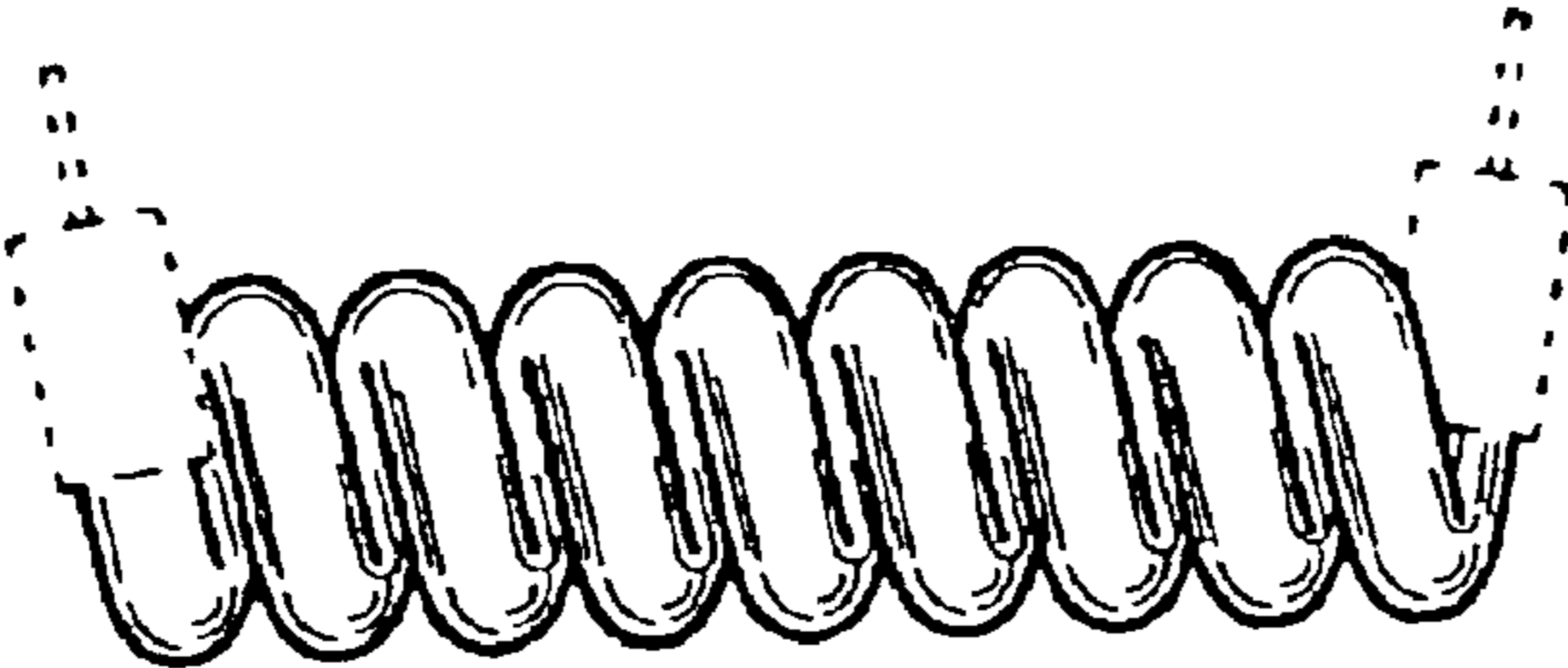


FIG. 2




FIG. 3




FIG. 4

