

US00D503000S

(12) **United States Design Patent**
Forbis

(10) **Patent No.:** **US D503,000 S**
(45) **Date of Patent:** **** Mar. 15, 2005**

- (54) **FENCE PANEL**
- (75) **Inventor:** **John T. Forbis**, York, NE (US)
- (73) **Assignee:** **Kroy Building Products, Inc.**, York, NE (US)
- (**) **Term:** **14 Years**

D329,914 S 9/1992 Veilleux
 5,149,061 A 9/1992 Borgnini
 D348,524 S 7/1994 Young et al.
 D405,545 S 2/1999 Forbis
 D405,546 S 2/1999 Forbis
 D454,963 S 3/2002 Forbis

FOREIGN PATENT DOCUMENTS

CA 35284 4/1976
 CA 1098747 4/1981

- (21) **Appl. No.:** **29/172,295**
- (22) **Filed:** **Dec. 9, 2002**

OTHER PUBLICATIONS

Western Wood Products, Standard Patterns, Cover Page and pp. 3–12, Aug. 1983.

Related U.S. Application Data

- (60) Continuation of application No. 10/165,170, filed on Jun. 6, 2002, now abandoned, which is a continuation of application No. 10/032,812, filed on Dec. 26, 2001, now abandoned, which is a continuation of application No. 09/899,804, filed on Jul. 3, 2001, now abandoned, which is a continuation of application No. 09/761,379, filed on Jan. 16, 2001, now abandoned, which is a continuation of application No. 09/435,418, filed on Nov. 8, 1999, now Pat. No. 6,202,987, which is a continuation of application No. 09/238,754, filed on Jan. 28, 1999, now Pat. No. 6,041,486, which is a division of application No. 08/808,981, filed on Feb. 19, 1997, now Pat. No. 5,988,599.

Primary Examiner—Doris Clark

(74) *Attorney, Agent, or Firm*—Clayton, Howarth & Cannon, P.C.

- (51) **LOC (7) Cl.** **25-01**
- (52) **U.S. Cl.** **D25/126**
- (58) **Field of Search** D25/126, 39, 35, D25/58, 138, 124, 113, 114, 1; 256/73, 24; 52/284, 342, 404.1, 460

(57) **CLAIM**

I claim the ornamental design for a fence panel, as shown and described.

DESCRIPTION

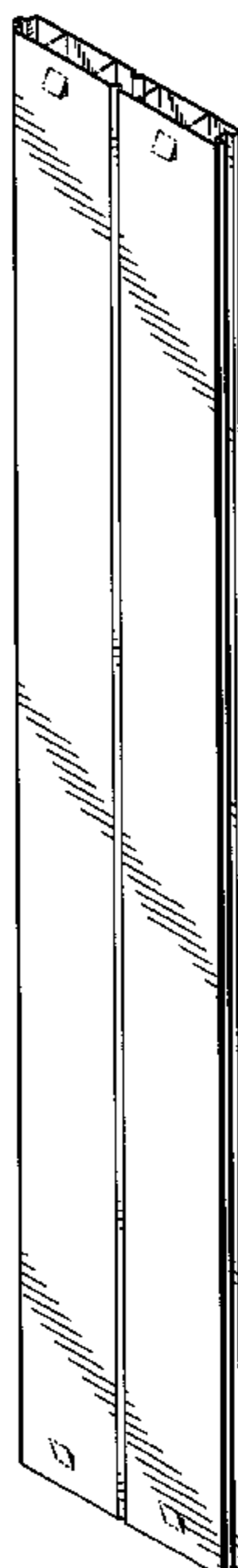
FIG. 1 is a perspective view thereof;
 FIG. 2 is a front view thereof;
 FIG. 3 is a rear view thereof;
 FIG. 4 is a right side view thereof;
 FIG. 5 is a left side view thereof;
 FIG. 6 is an upper end view thereof; and,
 FIG. 7 is a lower end view thereof.

The portions of the figures shown in broken lines are for illustrative purposes only and form no part of the claimed design. The drawings depict the design of a fence panel, and no limitations on length or size are intended thereby.

- (56) **References Cited**
U.S. PATENT DOCUMENTS

3,267,626 A 8/1966 Daly
 3,557,509 A 1/1971 Blaski
 3,822,053 A 7/1974 Daily
 4,962,914 A 10/1990 Taylor

1 Claim, 3 Drawing Sheets



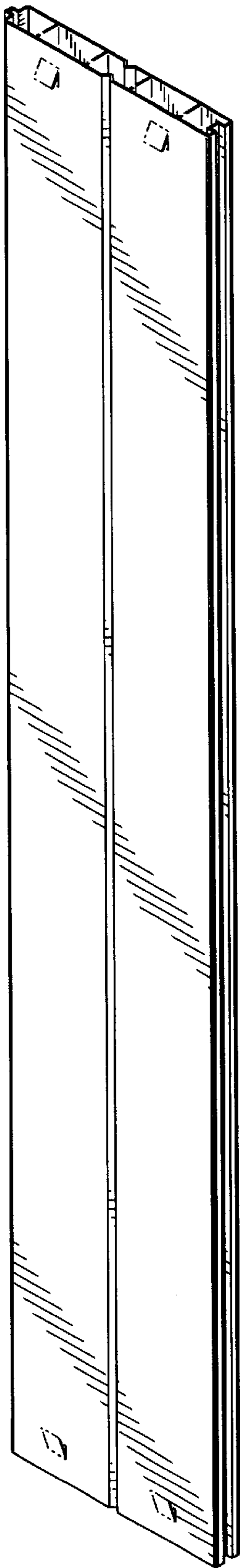


Fig. 1

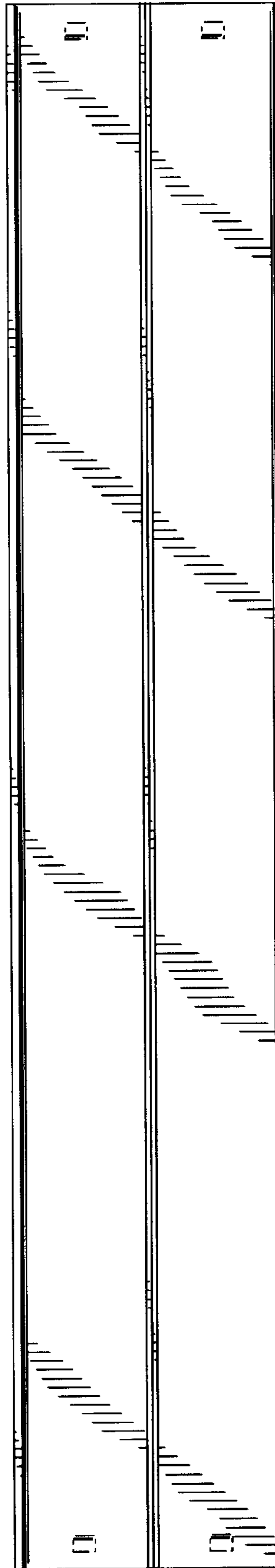


Fig. 2




Fig. 3



Fig. 4



Fig. 5

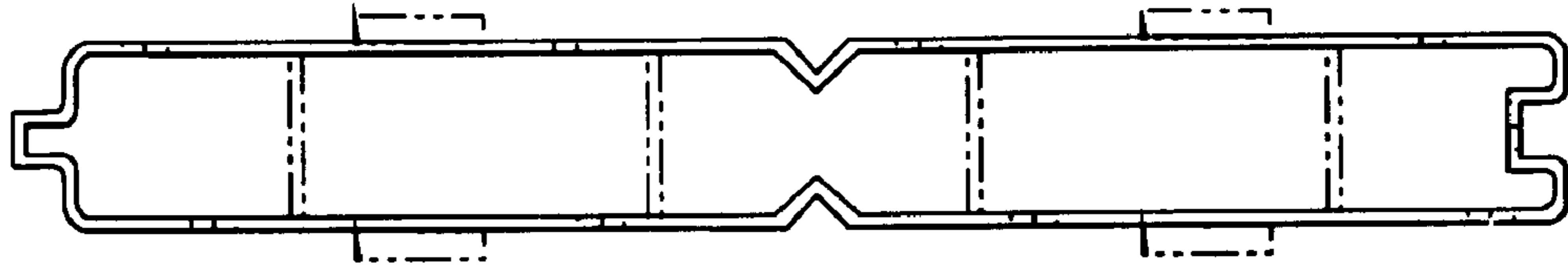


Fig. 6

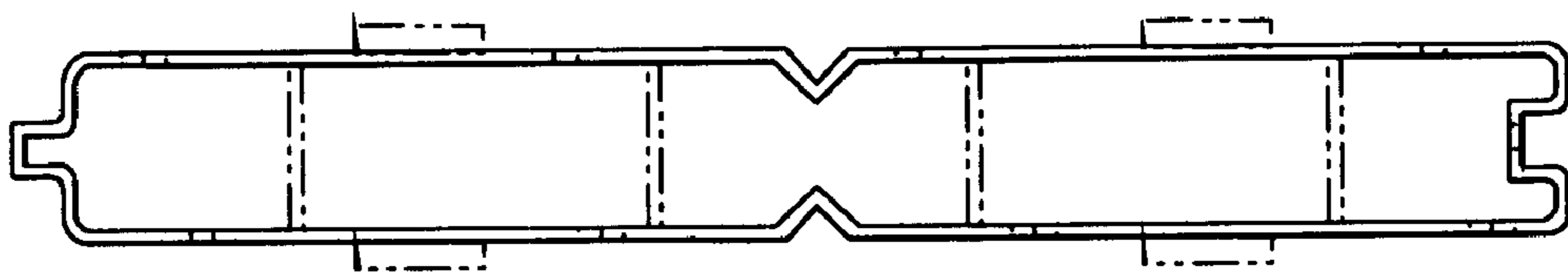


Fig. 7