

US00D502996S

(12) **United States Design Patent**
Guenther

(10) **Patent No.:** **US D502,996 S**

(45) **Date of Patent:** **** Mar. 15, 2005**

(54) **THERAPY DEVICE**

(75) **Inventor:** **Andreas Guenther, Monaco (MC)**

(73) **Assignee:** **Patex Group Ltd., Tortola (VG)**

(**) **Term:** **14 Years**

(21) **Appl. No.:** **29/186,806**

(22) **Filed:** **Jul. 21, 2003**

(51) **LOC (7) Cl. 24-04**

(52) **U.S. Cl. D24/200**

(58) **Field of Search D24/186, 200,**
D24/158, 169, 167, 165, 168; 601/15; 607/61,
50, 52, 103, 100; 600/9, 10, 11, 13, 595

(56) **References Cited**

U.S. PATENT DOCUMENTS

- 5,733,240 A * 3/1998 De Visser 600/9
- 5,897,511 A * 4/1999 Kurita 600/595
- 6,468,199 B1 * 10/2002 Satou et al. 600/9

- 6,497,702 B1 * 12/2002 Bernaz 607/103
- D473,314 S * 4/2003 Since D24/200
- 6,733,436 B2 * 5/2004 Wang et al. 600/9

* cited by examiner

Primary Examiner—Ian Simmons

(74) *Attorney, Agent, or Firm*—Roger D. Emerson;
Timothy D. Bennett; Brouse McDowell

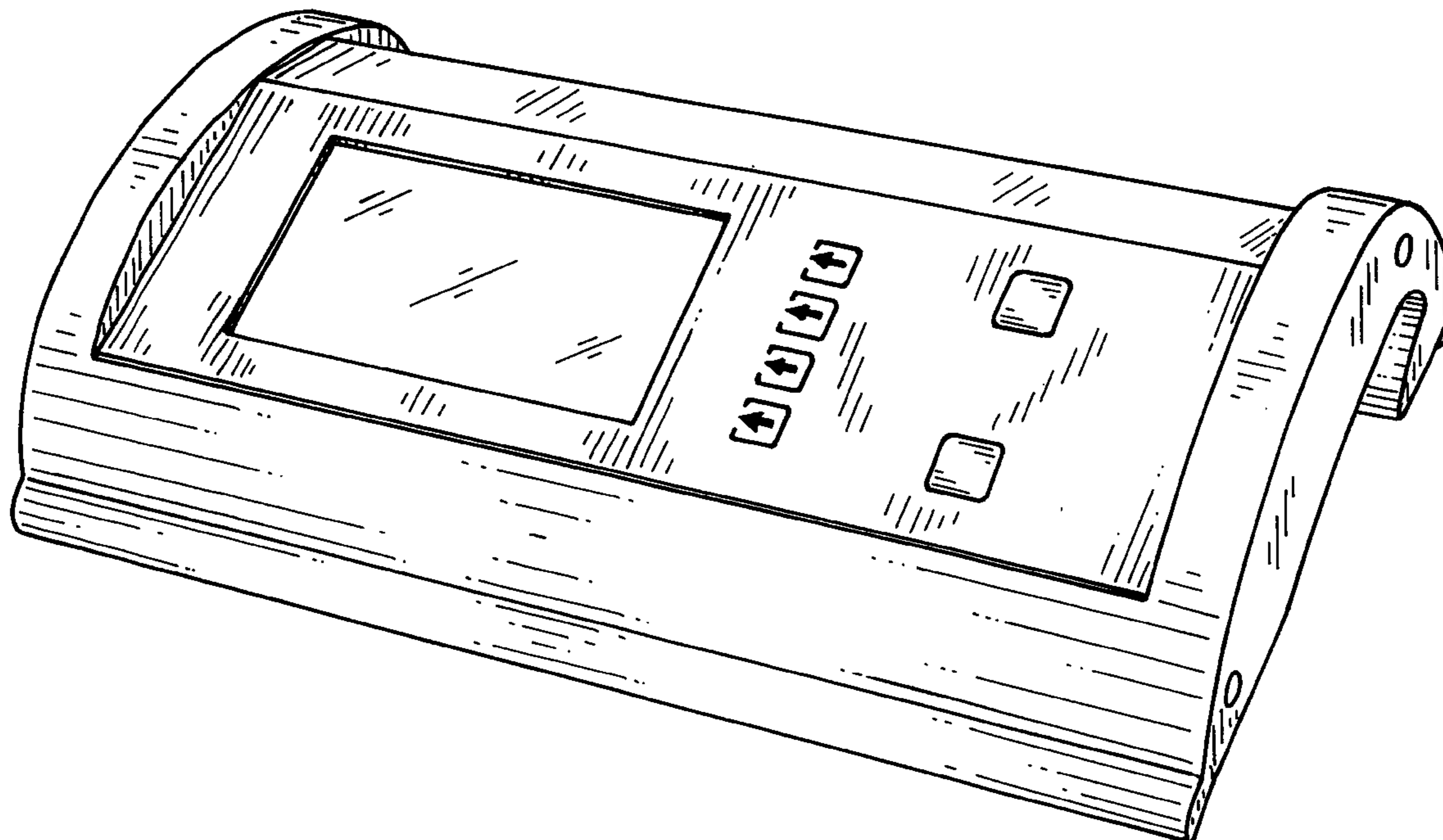
(57) **CLAIM**

The ornamental design for a therapy device, as shown and described.

DESCRIPTION

FIG. 1 is a right perspective view of a therapy device, showing my new design;
FIG. 2 is a top plan view thereof;
FIG. 3 is a back elevational view thereof; and,
FIG. 4 is a left end view thereof.

1 Claim, 4 Drawing Sheets



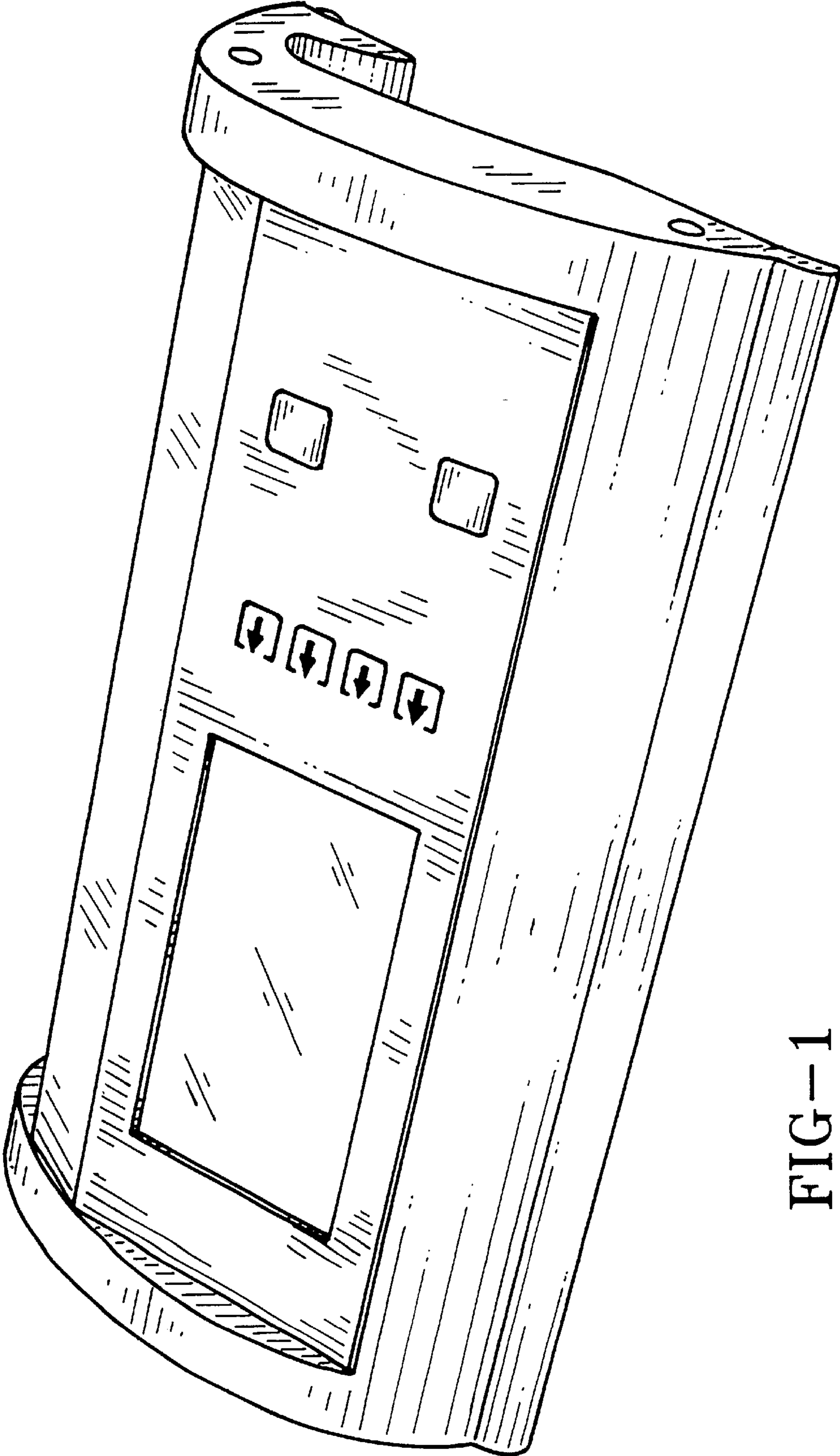


FIG-1




FIG-2

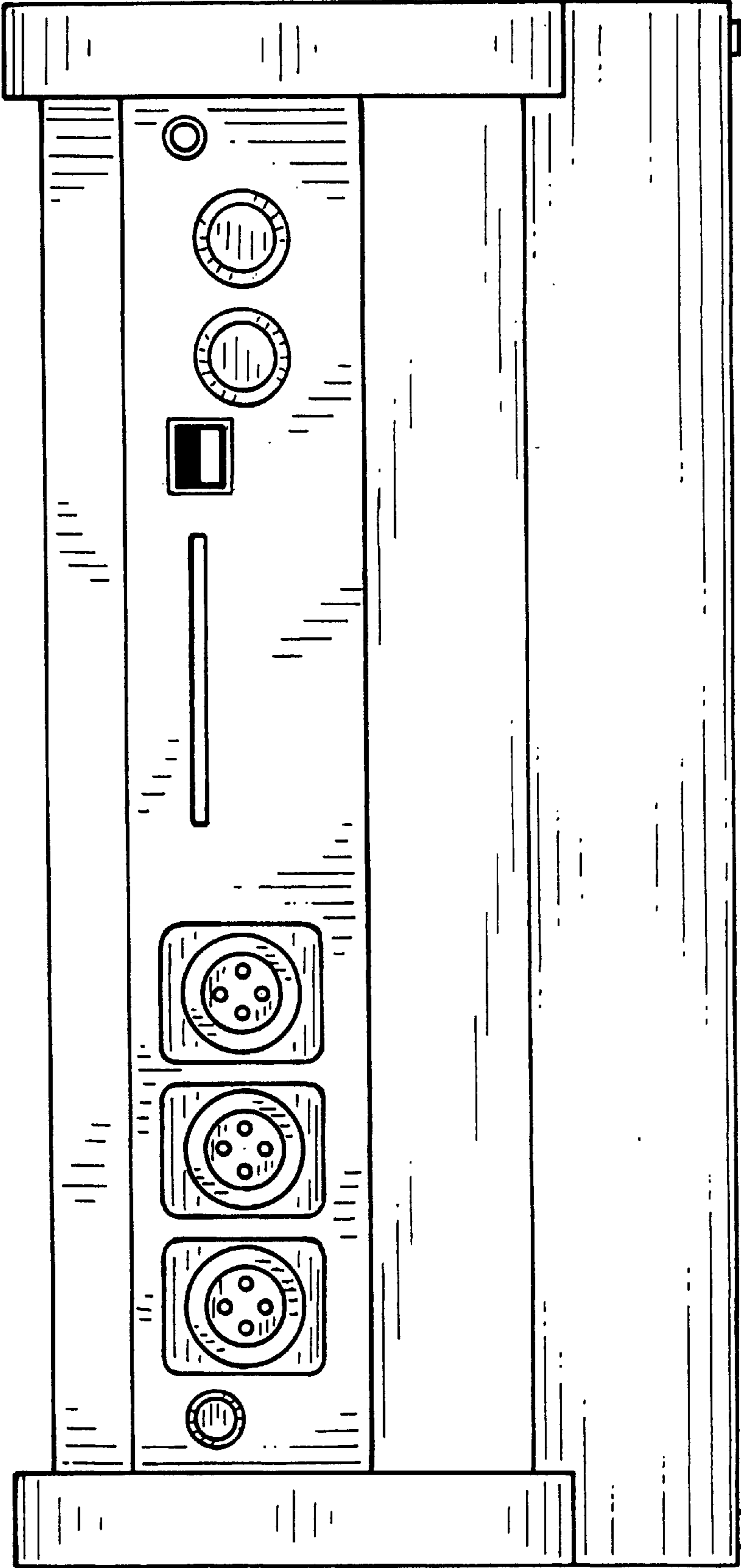


FIG-3

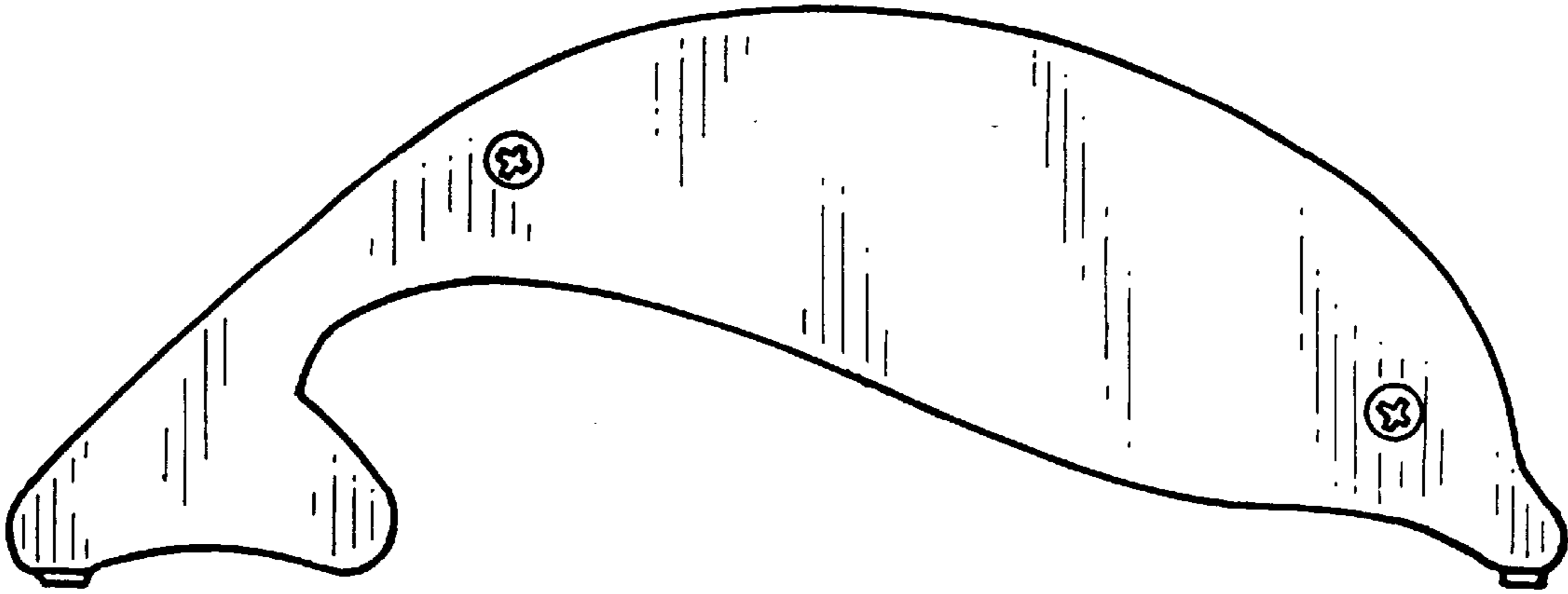


FIG-4