

US00D502991S

(12) **United States Design Patent**
Rodolfo et al.

(10) **Patent No.:** **US D502,991 S**
(45) **Date of Patent:** **** Mar. 15, 2005**

(54) **SOFFIT ACCESSORY STRIP VENT WITH INTEGRATED SOFFIT RECEIVER**

5,657,585 A * 8/1997 Zaccagni 52/94
5,885,153 A * 3/1999 Bateman 454/260
6,537,147 B2 * 3/2003 Smith 454/365

(75) Inventors: **Saul LeGarcia Rodolfo**, Marshall, MI (US); **Thomas Charles Gilbert**, Clarklake, MI (US)

* cited by examiner

Primary Examiner—Louis S. Zarfes
Assistant Examiner—Susan Bennett-Hattan

(73) Assignee: **CertainTeed Corporation**, Valley Forge, PA (US)

(74) *Attorney, Agent, or Firm*—Duane Morris, LLP

(**) Term: **14 Years**

(57) **CLAIM**

(21) Appl. No.: **29/197,370**

The ornamental design for a soffit accessory strip vent with integrated soffit receiver, as shown and described in FIGS. 1-4.

(22) Filed: **Jan. 14, 2004**

DESCRIPTION

(51) **LOC (7) Cl.** **23-04**

(52) **U.S. Cl.** **D23/393**

(58) **Field of Search** D23/293, 386;
52/94, 95; D25/119, 55, 19, 164, 61; 454/260, 250

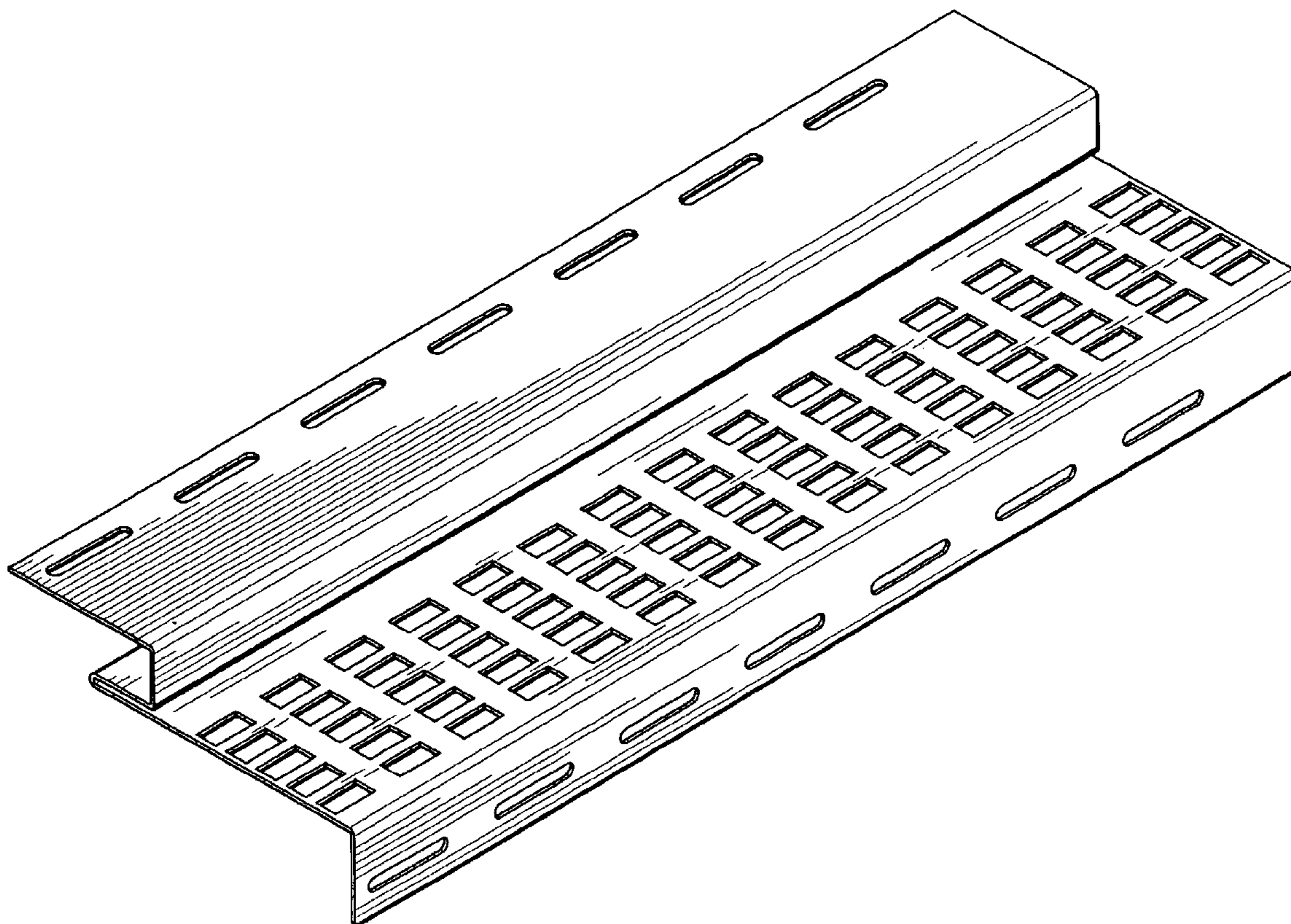
FIG. 1 is a front perspective view of the soffit accessory strip vent with integrated soffit receiver, showing our new design; FIG. 2 is a top planar view of the soffit accessory strip vent with integrated soffit receiver of FIG. 1; FIG. 3 is a bottom planar view of the soffit accessory strip vent with integrated soffit receiver of FIG. 1; and, FIG. 4 is a front elevational view of the soffit accessory strip vent with integrated soffit receiver of FIG. 1.

(56) **References Cited**

U.S. PATENT DOCUMENTS

D268,703 S * 4/1983 Lloyd-Jones D25/55

1 Claim, 2 Drawing Sheets



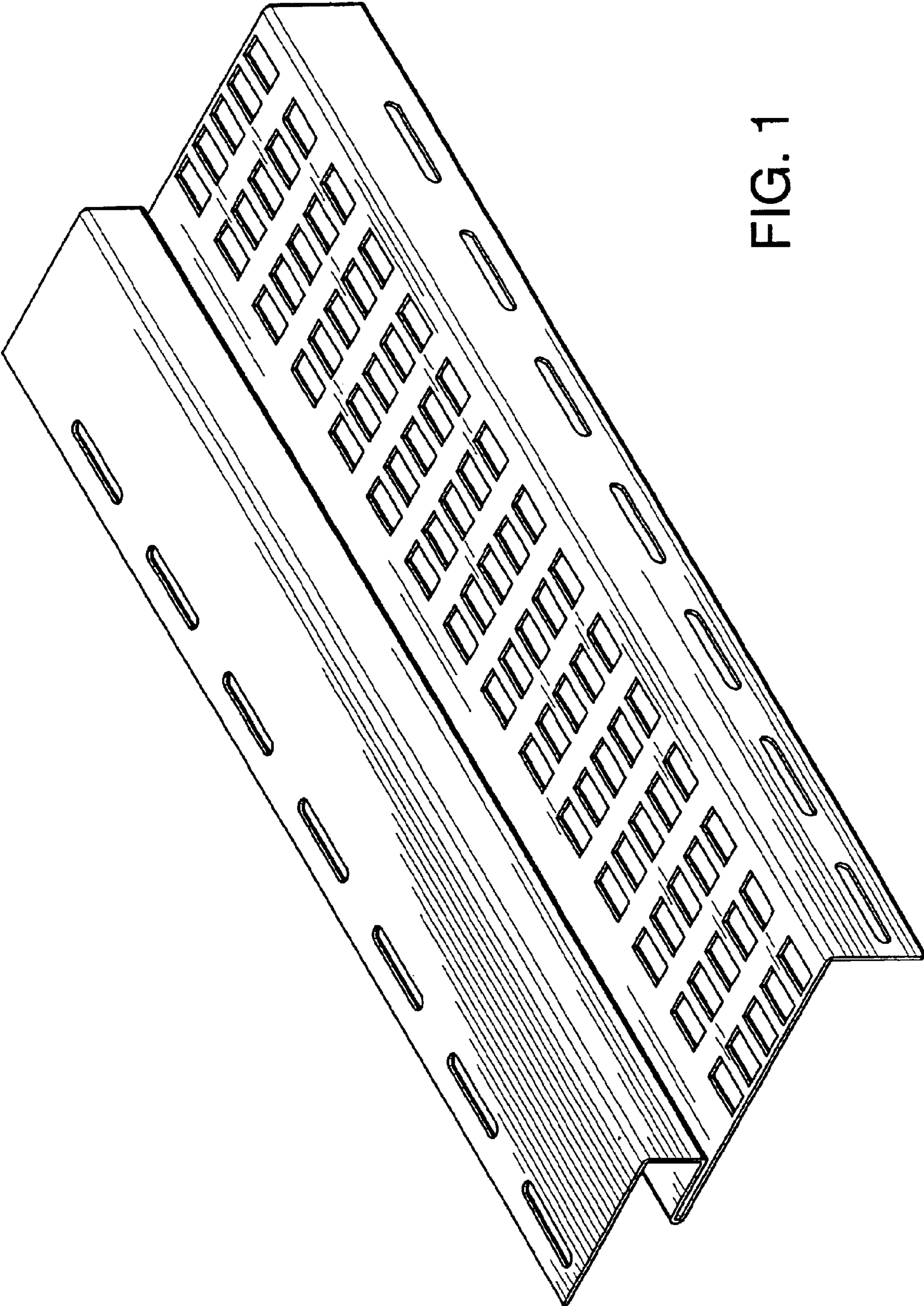


FIG. 1




FIG. 2

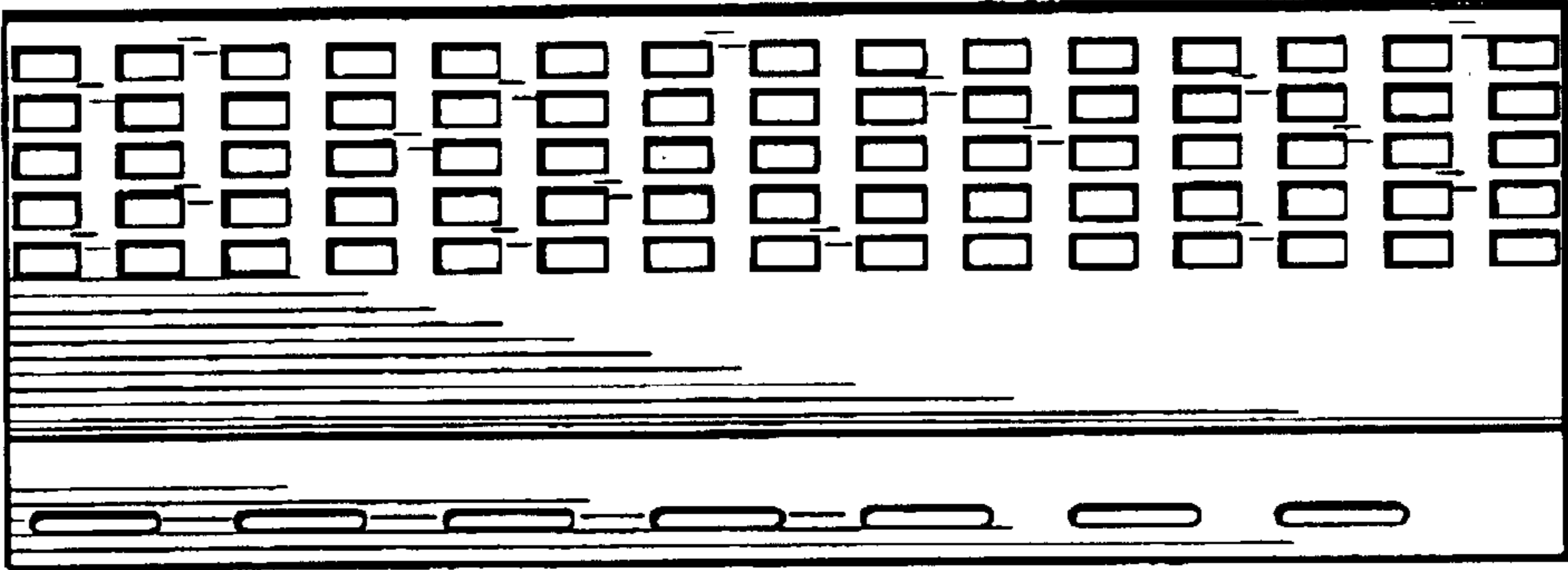


FIG. 3



FIG. 4