

US00D502981S

(12) **United States Design Patent**
Chambers, Sr.

(10) **Patent No.: US D502,981 S**
(45) **Date of Patent: ** Mar. 15, 2005**

(54) **FROG-SHAPED FISHING LURE**
(75) Inventor: **William E. Chambers, Sr.,**
Watkinsville, GA (US)
(73) Assignee: **Zoom Bait Company, Inc.,** Bogart, GA
(US)
(**) Term: **14 Years**
(21) Appl. No.: **29/200,585**
(22) Filed: **Mar. 1, 2004**
(51) **LOC (7) Cl. 22-05**
(52) **U.S. Cl. D22/132**
(58) **Field of Search D22/126-133;**
43/42.23, 42.28, 42.26, 42.3, 42.24, 42.06,
42.29, 42.4, 26.2

3,180,049 A 4/1965 Gunderson 43/42.3
3,693,279 A 9/1972 Mackie 43/42.06
D241,838 S * 10/1976 Vanninen D22/130
4,231,179 A 11/1980 Hillesland 43/42.06
4,885,867 A * 12/1989 Leal 43/42.26
5,009,024 A 4/1991 Parman 43/42.3
5,065,541 A 11/1991 Coody 43/42.29
D340,502 S * 10/1993 Lynch D22/132
D368,512 S 4/1996 Coggins et al. D22/128
5,524,377 A 6/1996 Freeman et al. 43/42.06
D414,838 S 10/1999 Chambers, Sr. D22/126
6,237,275 B1 5/2001 Chambers, Sr. 43/42.29
D474,830 S * 5/2003 Littleton D22/126

FOREIGN PATENT DOCUMENTS

FR 2327727 5/1977

* cited by examiner

Primary Examiner—Catherine R. Oliver
(74) *Attorney, Agent, or Firm*—Boyle, Fredrickson,
Newholm, Stein & Gratz, S.C.

(56) **References Cited**

U.S. PATENT DOCUMENTS

1,178,861 A 4/1916 Kruschke 43/42.4
1,258,213 A 3/1918 Grothkopf 43/42.29
1,535,957 A 4/1925 Stanley 43/42.17
1,586,178 A 5/1926 Comstock 43/42.29
1,709,010 A 4/1929 Foss 43/42.29
1,986,991 A 1/1935 Wilson 43/42.3
D131,135 S 1/1942 Adam D22/130
2,462,828 A 2/1949 Parnell, Sr. 43/42.24
2,501,449 A 3/1950 Lutz et al. 43/42.3
D158,012 S * 4/1950 Rice D22/131
2,502,979 A 4/1950 Moore 43/42.28
2,503,672 A 4/1950 Johnson et al. 43/42.28
2,517,495 A 8/1950 Kneece 43/26.2
2,555,802 A * 6/1951 Martin 43/26.2
2,607,151 A * 8/1952 Morris et al. 43/26.2
2,636,316 A 4/1953 Solovioff 43/26.2
3,122,853 A 3/1964 Koonz et al. 43/42.24

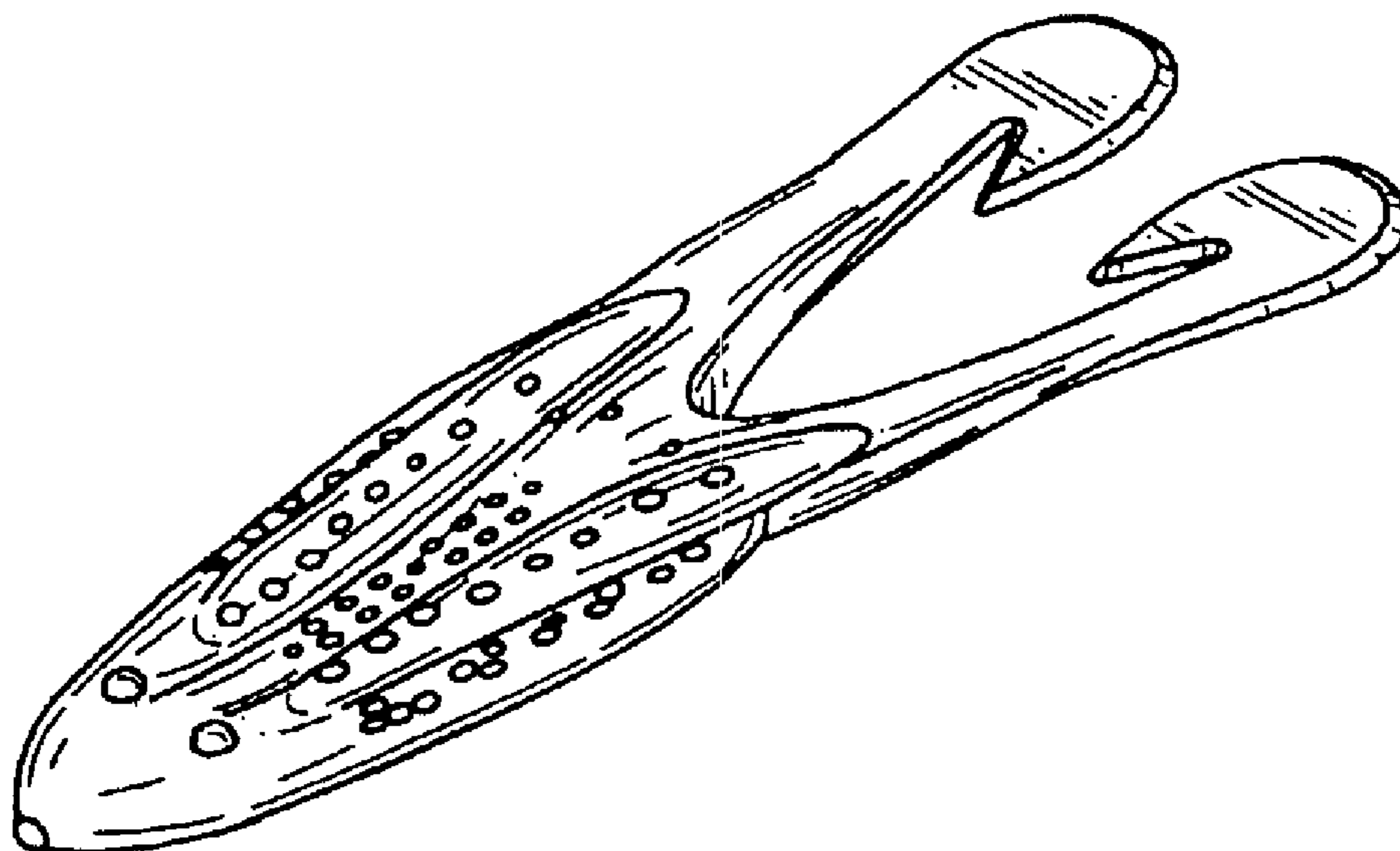
(57) **CLAIM**

The ornamental design of a frog-shaped fishing lure, as shown and described.

DESCRIPTION

FIG. 1 is an isometric view of a frog-shaped fishing lure incorporating my new design;
FIG. 2 is a top plan view thereof;
FIG. 3 is a left side elevation view thereof, the right side elevation view being a mirror image;
FIG. 4 is a bottom plan view thereof;
FIG. 5 is a front elevation view thereof; and,
FIG. 6 is a rear elevation thereof.

1 Claim, 2 Drawing Sheets



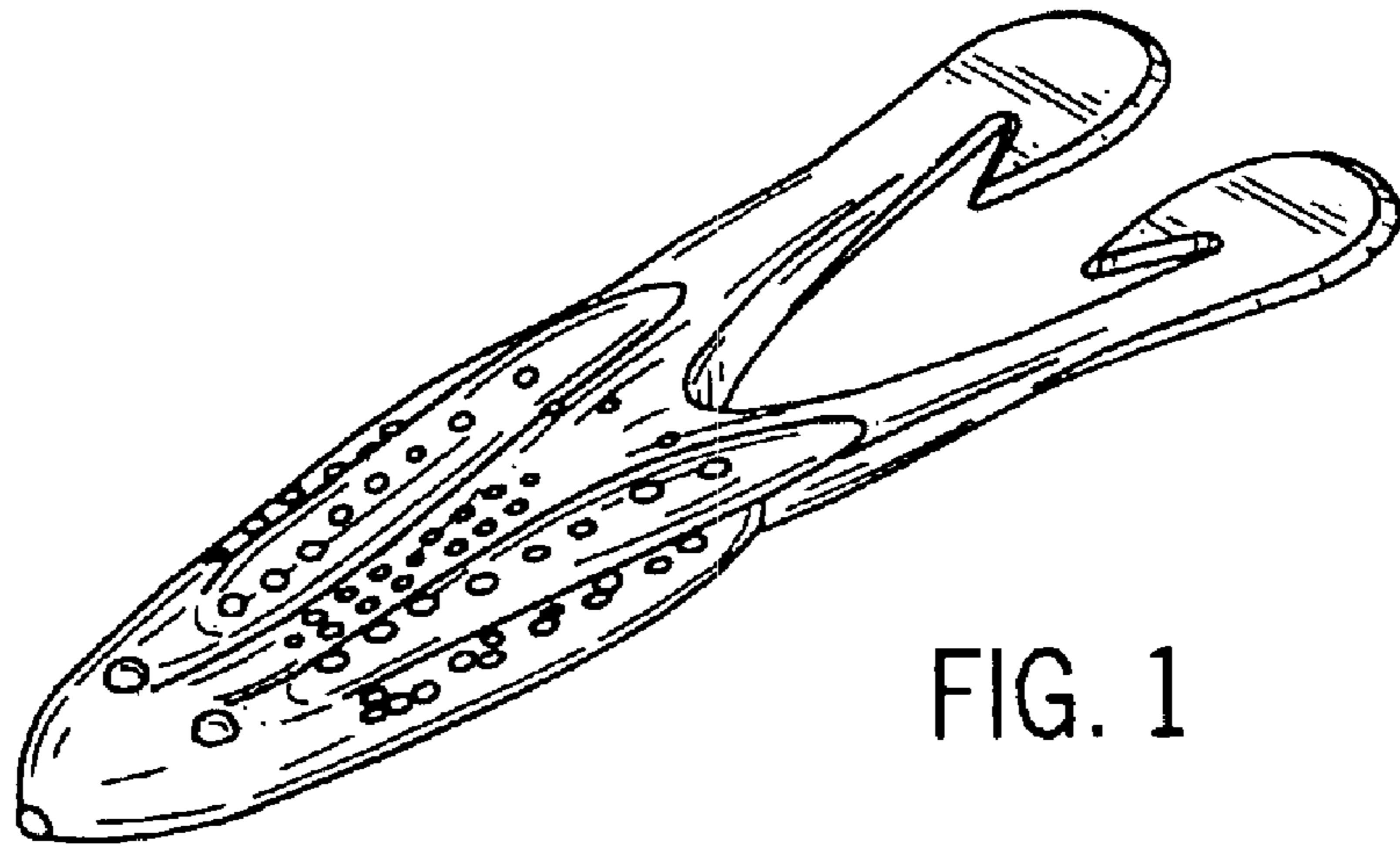


FIG. 1

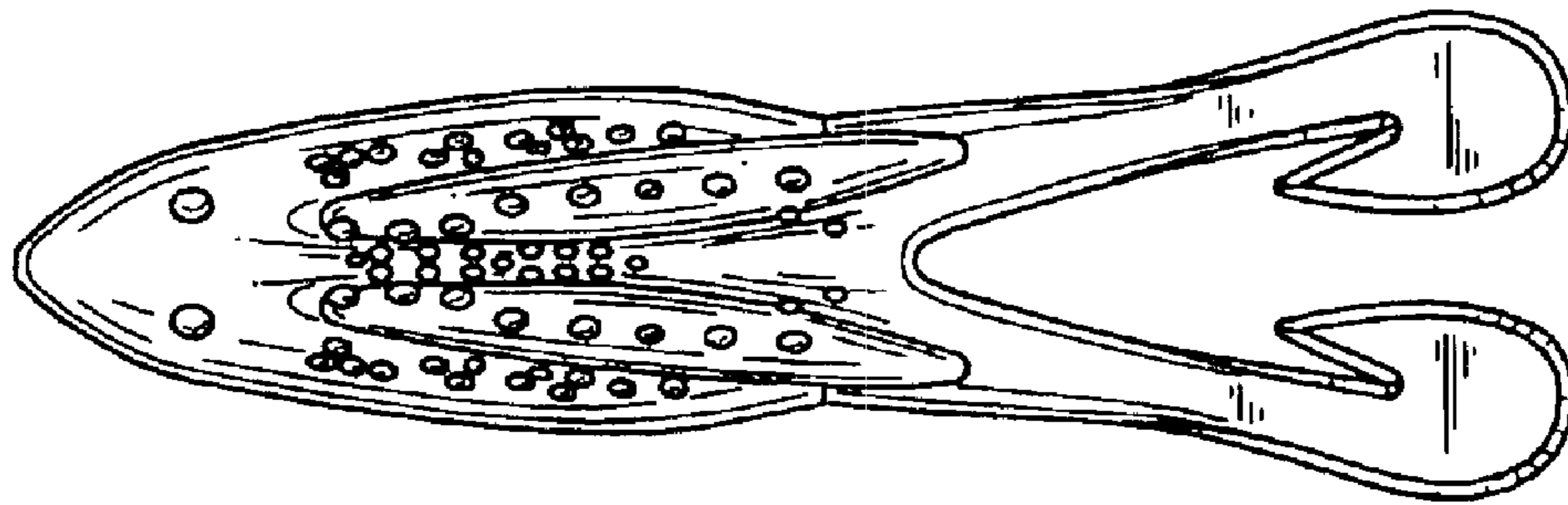


FIG. 2

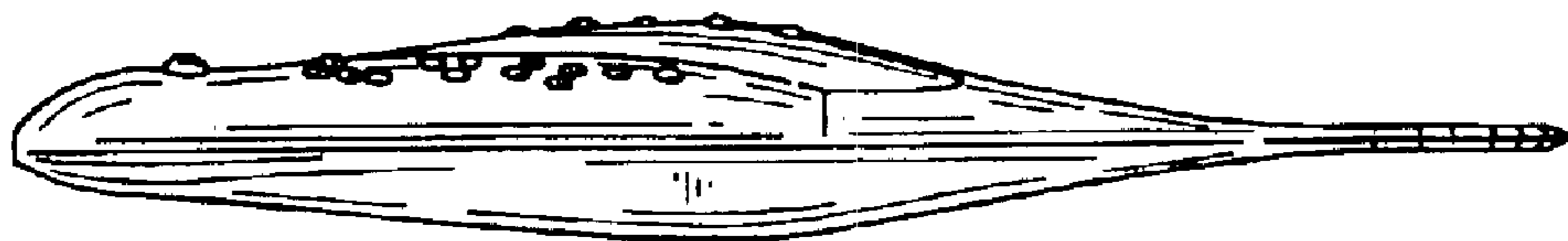


FIG. 3

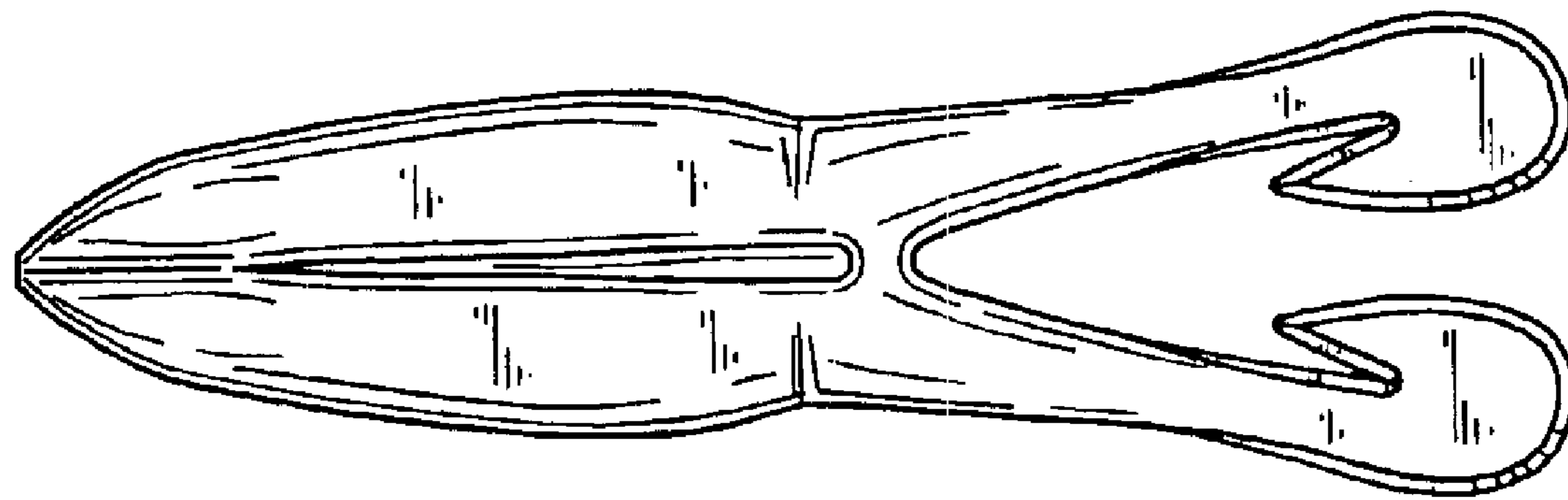


FIG. 4

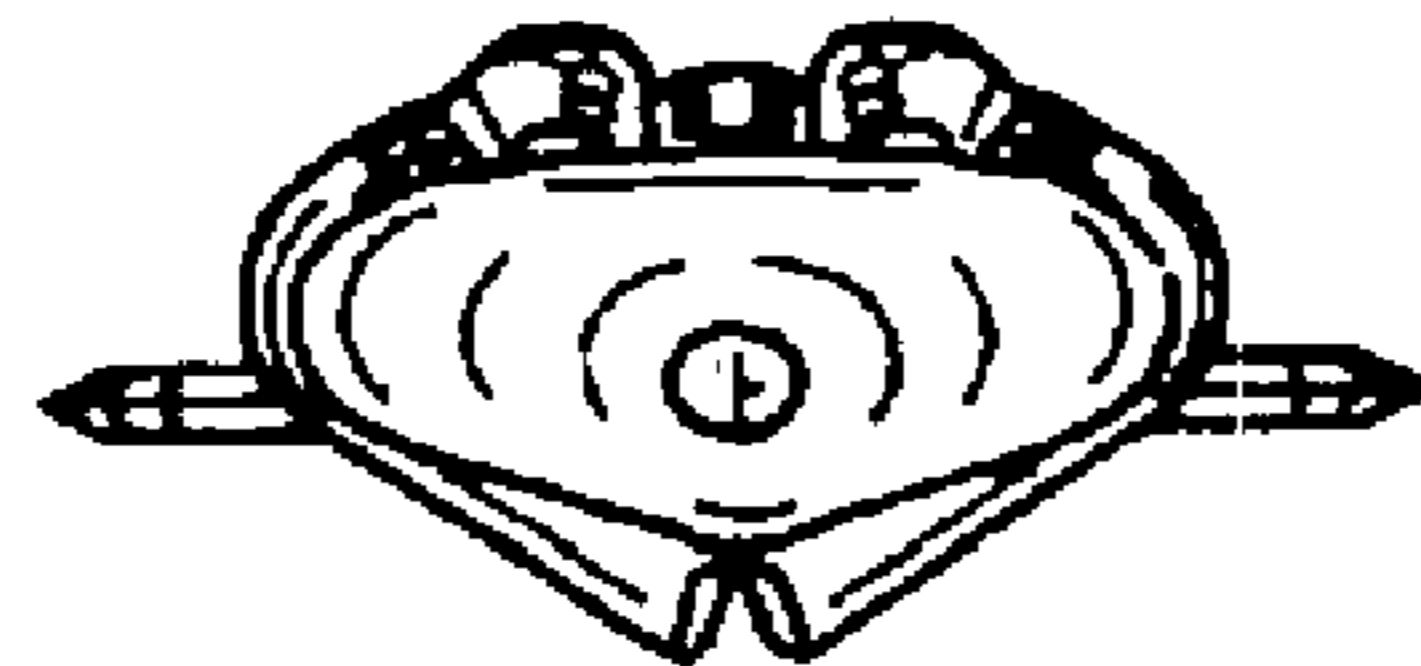


FIG. 5

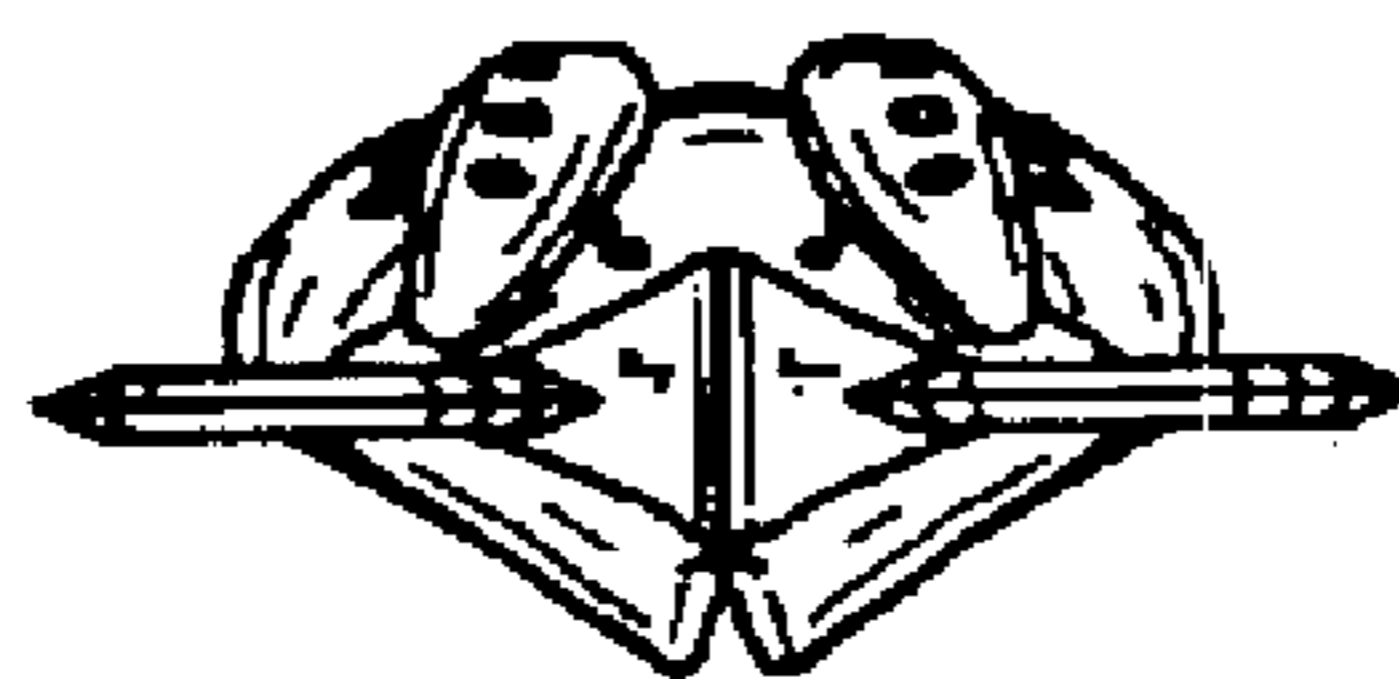


FIG. 6