

US00D502979S

(12) **United States Design Patent**  
**Edwards**

(10) **Patent No.:** **US D502,979 S**  
(45) **Date of Patent:** **\*\* Mar. 15, 2005**

(54) **SHOE SKATE SLIDE**  
(75) Inventor: **Donald V. Edwards**, Harrison City, PA (US)  
(73) Assignee: **Simtec Company**, Irwin, PA (US)  
(\*\*) Term: **14 Years**

D399,550 S \* 10/1998 Wyatt ..... D21/766  
5,857,682 A \* 1/1999 Hyman ..... 280/809  
D417,250 S \* 11/1999 Colin ..... D21/766  
6,206,424 B1 \* 3/2001 Edwards et al. .... 280/845  
6,257,613 B1 \* 7/2001 Porte ..... 280/14.21  
6,290,249 B1 \* 9/2001 Wolf ..... 280/87.042  
D457,587 S \* 5/2002 Wolf ..... D21/760  
D476,266 S \* 6/2003 Fitzgerald ..... D12/11

(21) Appl. No.: **29/200,264**  
(22) Filed: **May 21, 2004**

\* cited by examiner  
*Primary Examiner*—Raphael Barkai  
(74) *Attorney, Agent, or Firm*—James Ray & Associates

(51) **LOC (7) Cl.** ..... **21-02**  
(52) **U.S. Cl.** ..... **D21/760**  
(58) **Field of Search** ..... D21/760–779;  
D12/6, 10, 11, 307; 280/14.21–14.28, 18,  
600, 607, 609–610, 28, 28.11, 845, 809,  
87.042, 7.12

(57) **CLAIM**

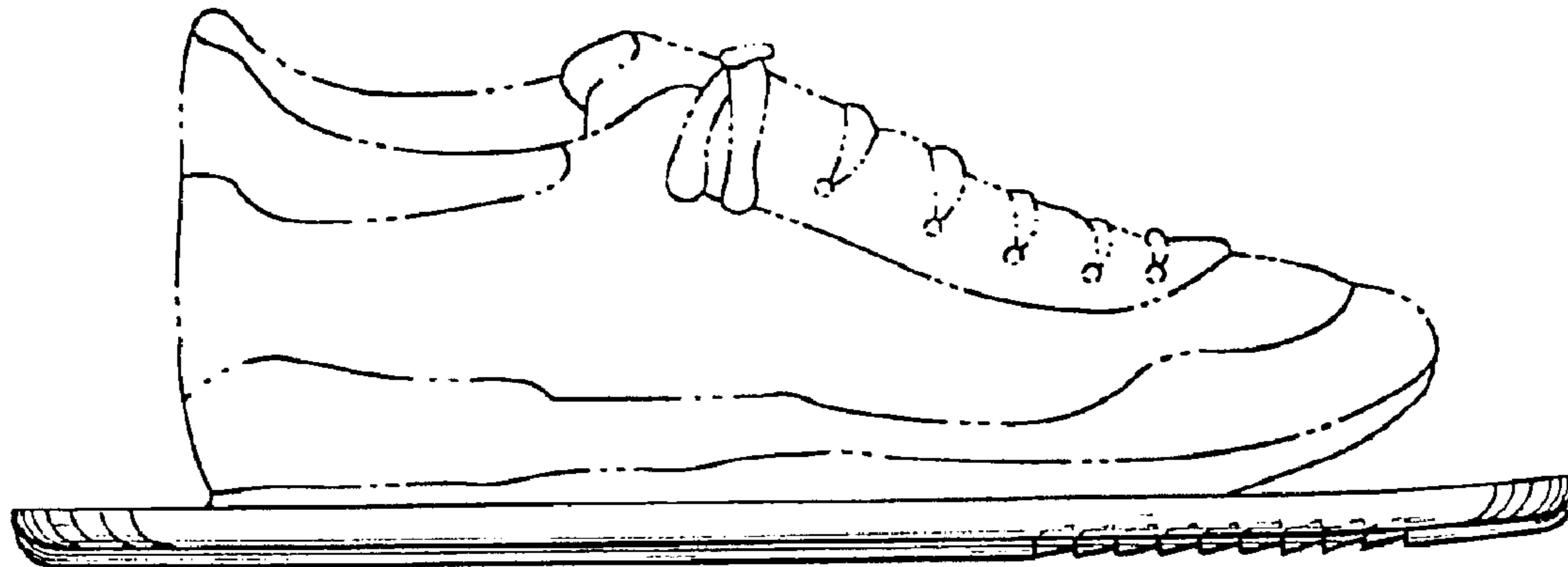
I claim the ornamental design for a shoe skate slide, as show and described.

(56) **References Cited**  
**U.S. PATENT DOCUMENTS**  
2,439,311 A \* 4/1948 Maybery ..... 280/600  
D183,016 S \* 6/1958 O'Herron ..... D21/769  
D214,535 S \* 6/1969 Driedger ..... D12/307  
4,974,868 A \* 12/1990 Morris ..... 280/609

**DESCRIPTION**

FIG. 1 is a side elevation view of the shoe skate slide with the shoe portion partially in phantom; and, FIG. 2 is a bottom view of the shown skate slide shoe in FIG. 1.  
The broken lines shown in FIGS. 1 and 2 are for illustrative purposes only and form no part of the claimed design

**1 Claim, 1 Drawing Sheet**



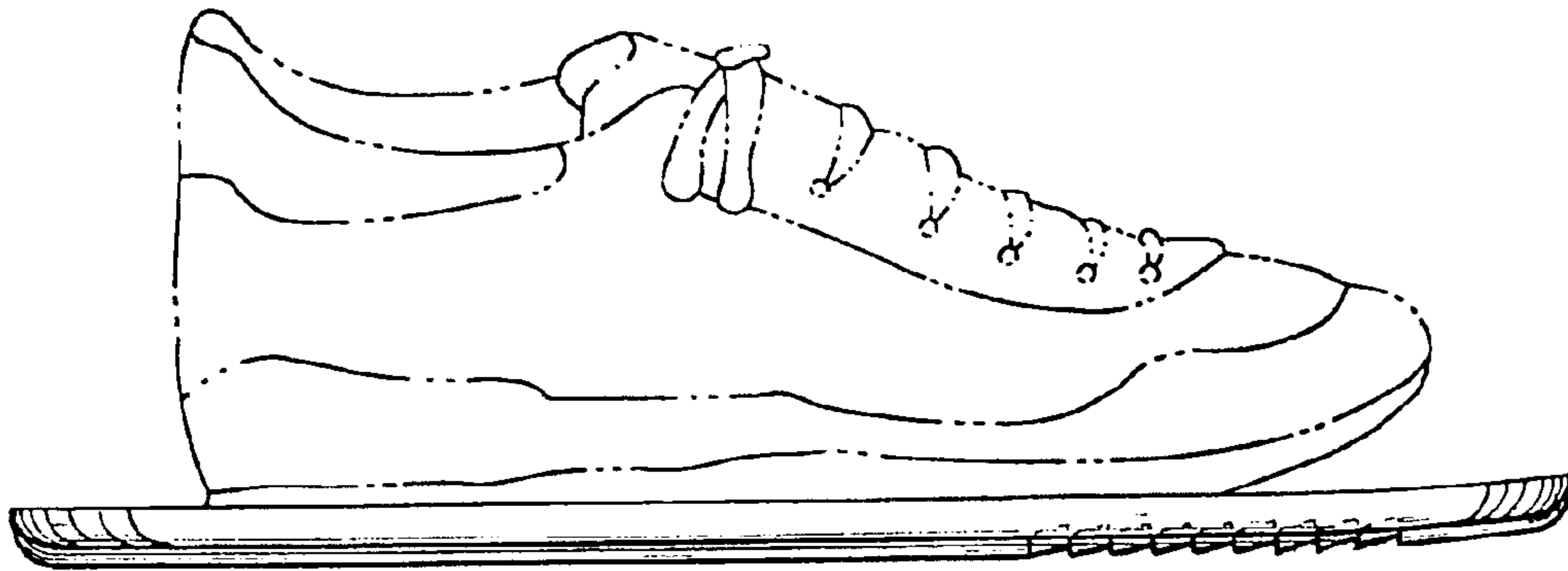


FIG. 1

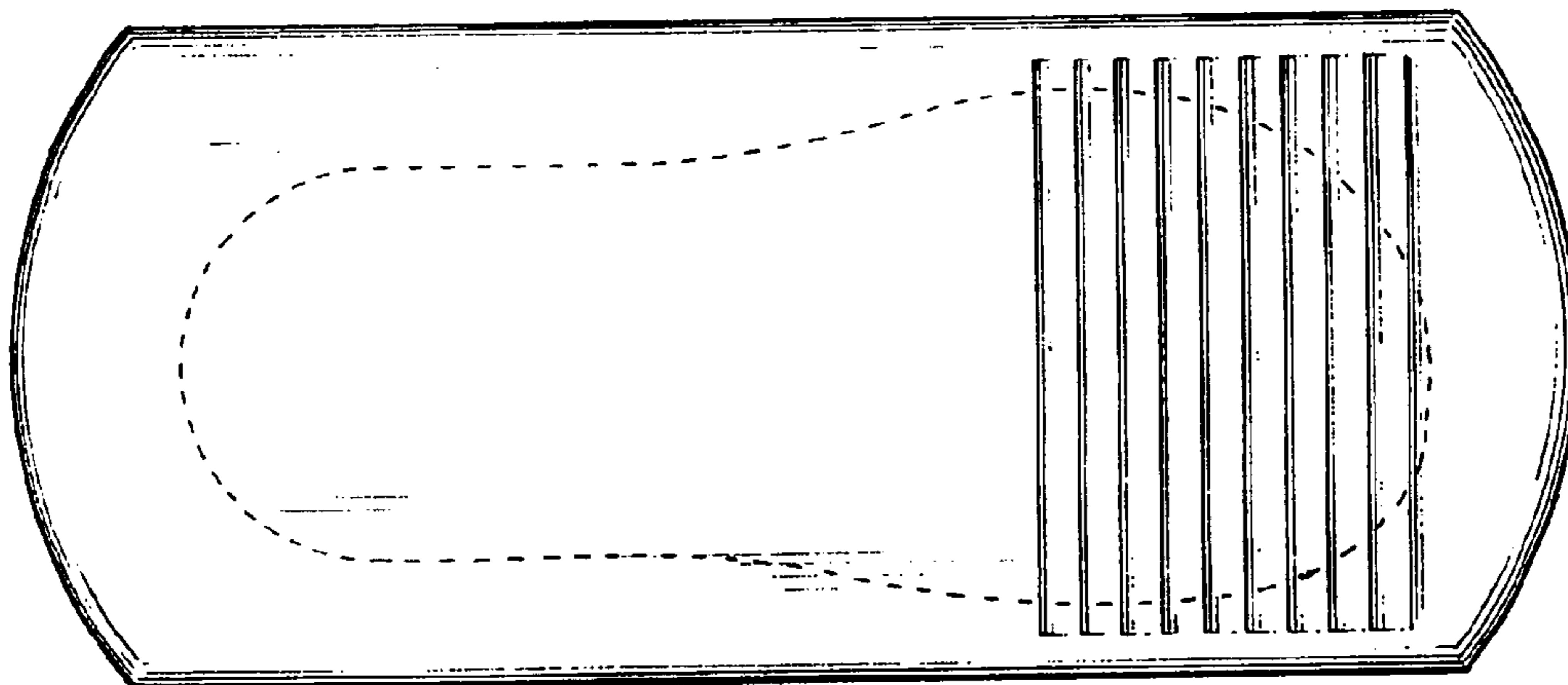


FIG. 2