

US00D502969S

(12) **United States Design Patent**
Weiser

(10) **Patent No.:** **US D502,969 S**

(45) **Date of Patent:** **** *Mar. 15, 2005**

- (54) **DRAGONFLY WITH PROP TAIL**
- (75) Inventor: **Margaret Weiser**, Tarzana, CA (US)
- (73) Assignee: **Exhart Environmental Systems, Inc.**, Chatsworth, CA (US)
- (*) Notice: This patent is subject to a terminal disclaimer.
- (**) Term: **14 Years**
- (21) Appl. No.: **29/185,833**
- (22) Filed: **Jul. 3, 2003**
- (51) **LOC (7) Cl.** **21-01**
- (52) **U.S. Cl.** **D21/650; D11/162**
- (58) **Field of Search** D21/455, 458, D21/576-661; D11/205, 211, 217, 219, 224, 233, 239, 31, 47, 49, 57, 82, 100, 117, 121, 127, 131, 141, 157, 158, 162; D20/30; D10/54, 59; 428/12, 15, 16, 542.2, 542.4, 542.6; 446/34-68, 87, 89, 102, 119, 169, 176, 199, 201, 217, 218, 236, 238, 268-385, 390, 391, 486, 487, 490; 70/170.01, 170.05; 40/411-413, 417-420

- 2,729,022 A 1/1956 Polk
- D185,075 S 5/1959 Erenhouse
- D195,625 S * 7/1963 Hood D11/137
- 3,220,253 A 11/1965 Parker
- 3,290,817 A 12/1966 Kravath
- D213,013 S 12/1968 Klingberg
- 4,031,656 A 6/1977 Kupperman et al. 46/53
- 4,863,413 A 9/1989 Schwarz 446/34
- 5,085,075 A 2/1992 Baker 73/188
- 5,551,923 A 9/1996 Worzella 472/137
- D384,598 S 10/1997 Park D11/162
- D394,463 S 5/1998 Filho D21/93
- D402,231 S 12/1998 Mumford D11/117
- 6,206,747 B1 3/2001 Skwarek 446/217
- D463,000 S * 9/2002 Weiser et al. D21/650
- D465,249 S 11/2002 Weiser et al. D21/606
- 6,475,056 B1 11/2002 Christianson 446/201
- D483,423 S * 12/2003 Weiser D21/650

* cited by examiner

Primary Examiner—Catherine Tuttle
(74) *Attorney, Agent, or Firm*—Cislo & Thomas LLP

(57) **CLAIM**

The ornamental design for a dragonfly with prop tail, as shown and described herein.

DESCRIPTION

FIG. 1. Is a left side elevational view thereof of my dragonfly with prop tail with the right side being a mirror image view thereof;

FIG. 2. Is a front elevational view thereof;

FIG. 3. Is rear elevational thereof;

FIG. 4. Is top plan view thereof; and,

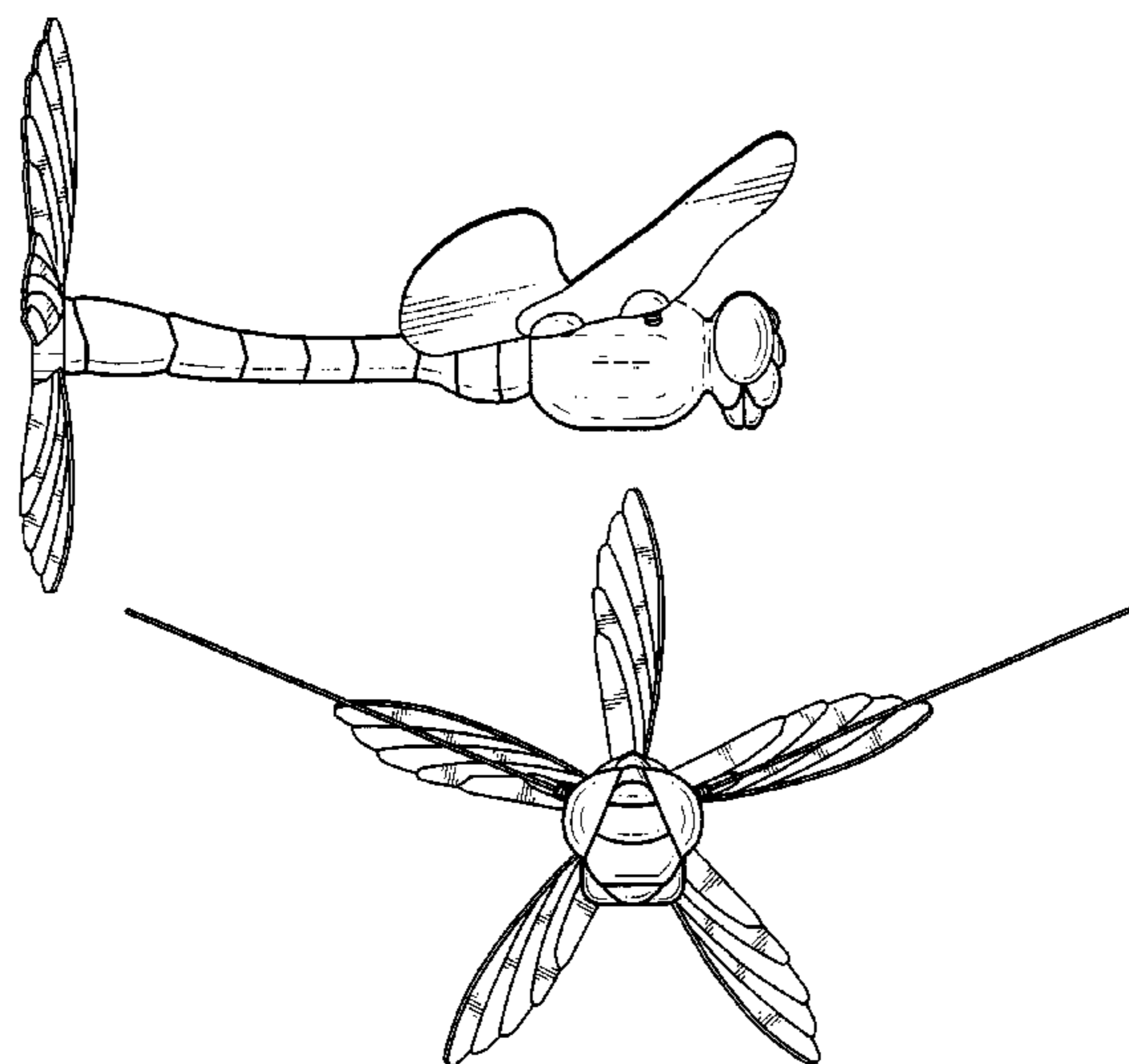
FIG. 5. Is a bottom plan view thereof.



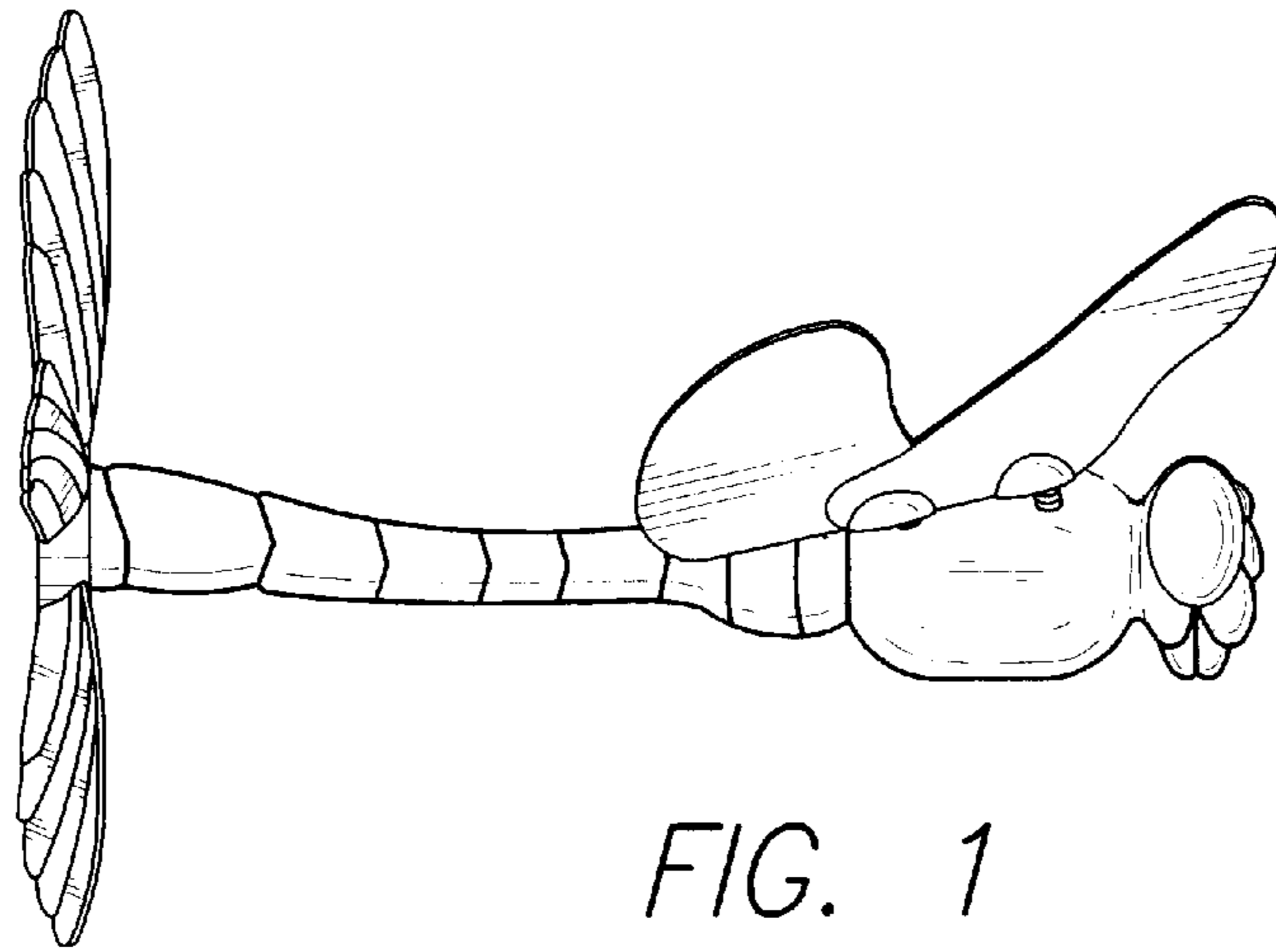
The broken lines adjacent the shaded portion of the figure's thorax in FIG. 1 define the bounds of the claim. The broken lines showing the top surface of the thorax are for illustrative purposes only. None of the broken lines form part of the design being claimed.

1 Claim, 2 Drawing Sheets

(56) **References Cited**
U.S. PATENT DOCUMENTS

- 278,461 A 5/1883 Screven
- 370,465 A * 9/1887 Francis 446/205
- 566,292 A * 8/1896 Bierstadt 416/236 R
- D37,685 S * 11/1905 Allington D21/438
- D41,244 S * 3/1911 Heath D12/214
- 1,538,562 A 5/1925 Koshalko
- D75,871 S 7/1928 Reek
- D75,908 S 7/1928 Fridolph et al.
- 1,725,482 A * 8/1929 Schertz 416/202
- 1,814,314 A 7/1931 Kane et al.
- 1,940,490 A 12/1933 Frazier
- D142,968 S 11/1945 Royals
- D148,263 S 12/1947 Wagner





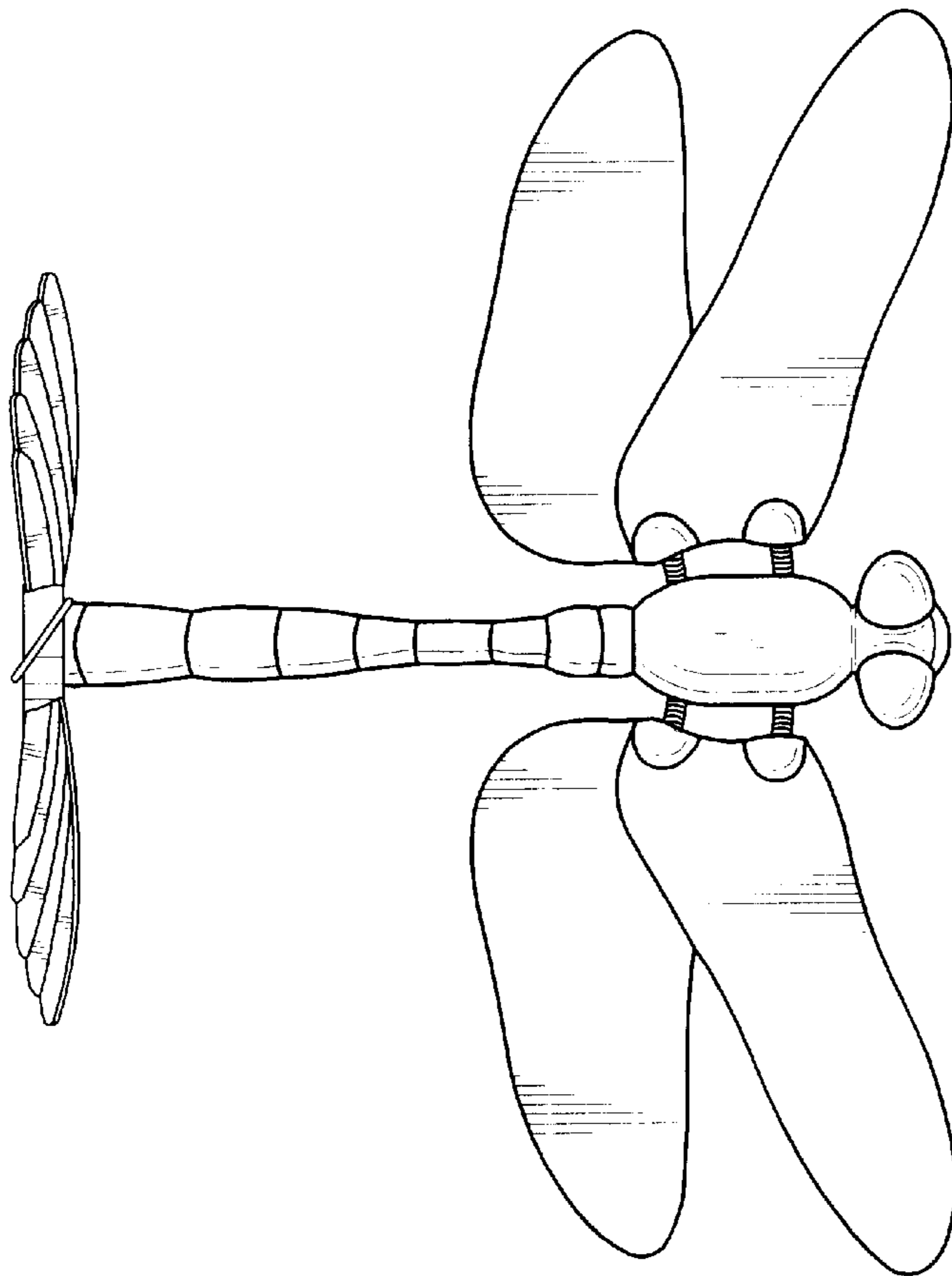


FIG. 4

FIG. 5

