

US00D502963S

(12) **United States Design Patent**
Bain et al.

(10) **Patent No.: US D502,963 S**
(45) **Date of Patent: ** Mar. 15, 2005**

(54) **WRITING INSTRUMENT**

(75) Inventors: **Charles E. Bain**, West Dundee, IL
(US); **Bret Marschand**, Oak Park, IL
(US)

(73) Assignee: **Sanford, L.P.**, Freeport, IL (US)

(**) Term: **14 Years**

(21) Appl. No.: **29/189,787**

(22) Filed: **Sep. 10, 2003**

(51) **LOC (7) Cl.** **19-06**

(52) **U.S. Cl.** **D19/36; D19/43; D19/56**

(58) **Field of Search** D19/35, 36, 41-51,
D19/53-58, 81-85; 401/18-21, 29-34,
52, 98, 196, 198, 202, 209, 213, 243-247,
261, 262; 24/10 R, 11 R

(56) **References Cited**

U.S. PATENT DOCUMENTS

3,079,894 A	*	3/1963	Johmann	401/31
D322,629 S	*	12/1991	Hayes	D19/36
D367,076 S		2/1996	Boix Gacia	D19/51
D387,803 S		12/1997	Izushima	D19/57
D388,119 S		12/1997	Kuramoto	D19/51
D391,294 S		2/1998	Izushima	D19/57
D400,579 S		11/1998	Ham	D19/36
D404,428 S		1/1999	Takahashi	D19/49
D407,436 S		3/1999	Chevalier et al.	D19/43
D408,854 S		4/1999	Katami	D19/51
D416,941 S		11/1999	Chevalier et al.	D19/51
D425,121 S		5/2000	Bardet	D19/53
D436,127 S		1/2001	Hung	D19/43
D441,793 S		5/2001	Takemura	D19/51
D447,175 S		8/2001	Blom et al.	D19/46
D452,529 S		12/2001	Tsuchida	D19/66
D456,042 S		4/2002	Versace	D19/50
D456,842 S	*	5/2002	Ono	D19/36

D457,185 S		5/2002	Ham	D19/36
D457,187 S		5/2002	Mittersinker et al.	D19/51
D465,237 S		11/2002	Qiu	D19/43
D466,934 S		12/2002	Schung	D19/50
D469,806 S		2/2003	Chan	D19/46
D471,586 S	*	3/2003	Geiselhart et al.	D19/36
D471,590 S		3/2003	Lecce	D19/51
D472,269 S		3/2003	Liu	D19/55
D472,272 S		3/2003	Koury et al.	D19/57
D472,576 S		4/2003	Koury et al.	D19/43
D472,577 S		4/2003	Sakuno et al.	D19/51
D472,578 S	*	4/2003	Plantz et al.	D19/51
D472,922 S		4/2003	Stropkay et al.	D19/43
D472,928 S		4/2003	Ikeda	D19/51
D482,724 S	*	11/2003	Nishida	D19/43
D493,484 S	*	7/2004	Shova et al.	D19/43

* cited by examiner

Primary Examiner—Martie K. Holtje

(74) *Attorney, Agent, or Firm*—Marshall, Gerstein & Borun LLP


(57) **CLAIM**

The ornamental design for a “writing instrument,” as shown and described.

DESCRIPTION

FIG. 1 is a left side perspective view taken from the side and below showing our new design;
FIG. 2 is a left side elevational view, the right side elevational view being a mirror image thereof;
FIG. 3 is a front elevational view thereof;
FIG. 4 is a rear elevational view thereof;
FIG. 5 is a bottom view thereof; and
FIG. 6 is a plan view thereof; and,
FIG. 7 is a perspective view taken from the side and below showing the cap removed from one end of the writing instrument.

1 Claim, 3 Drawing Sheets



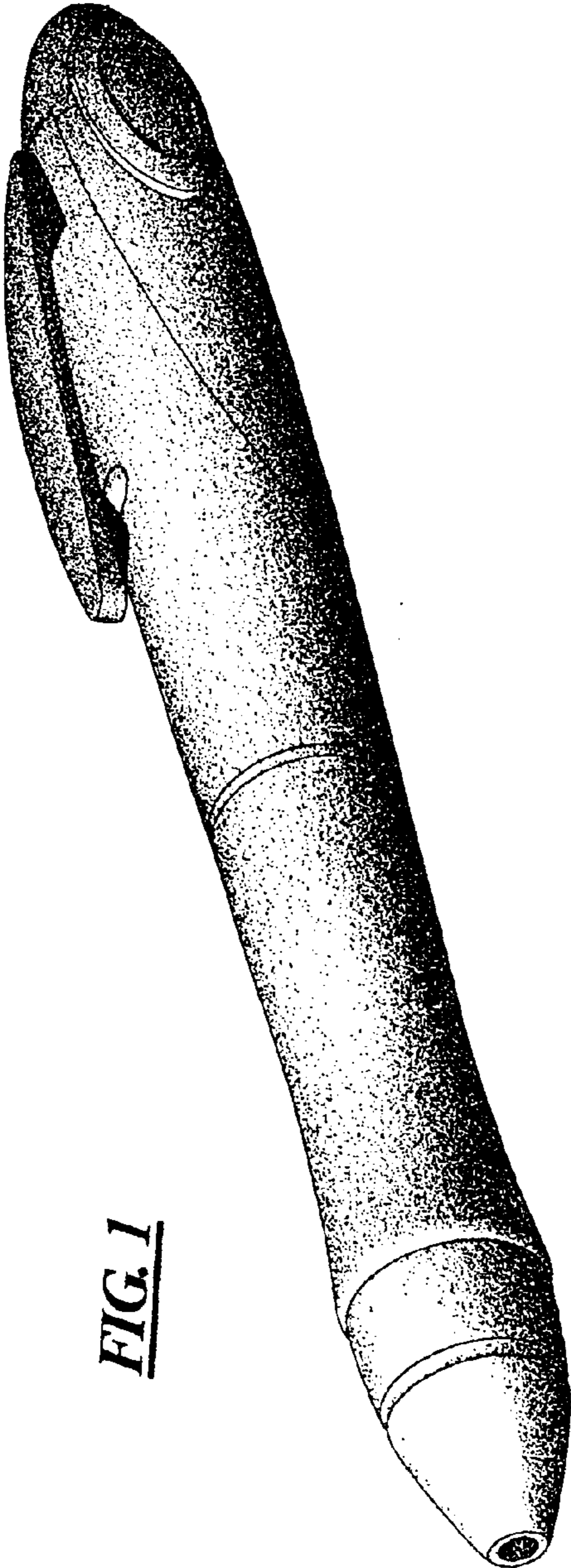


FIG. 1

FIG. 2

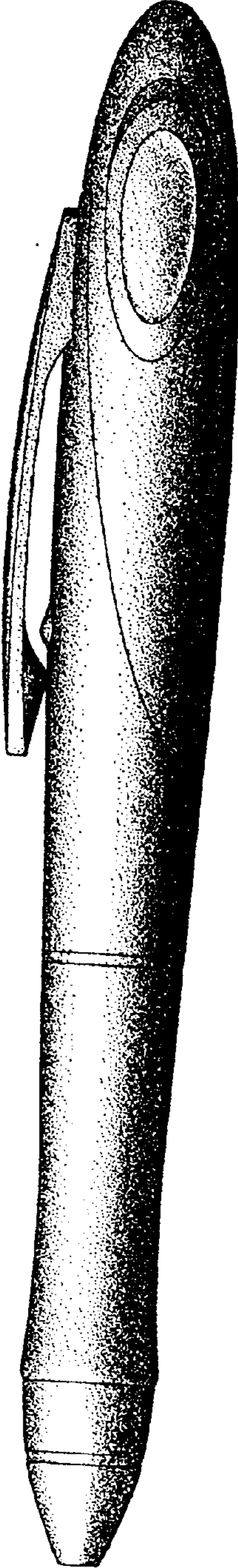


FIG. 3

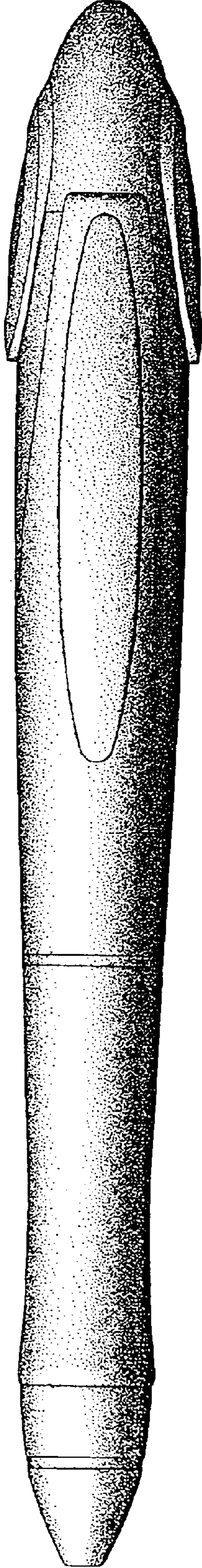


FIG. 4

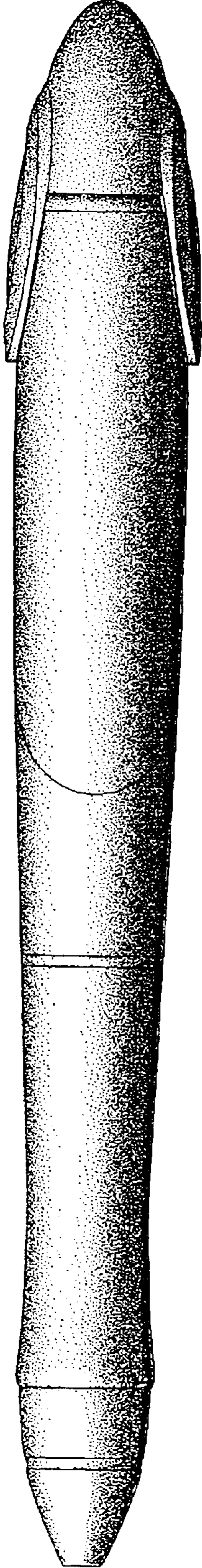


FIG. 5

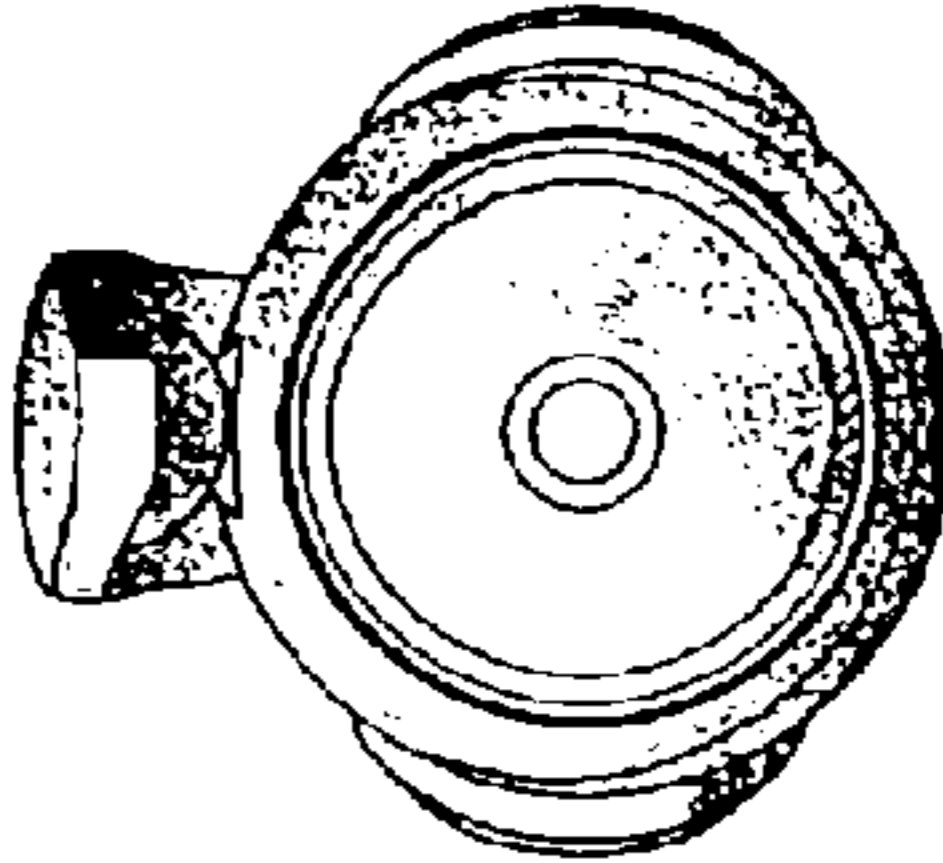


FIG. 6

