

US00D502945S

(12) **United States Design Patent**  
**Huang et al.**

(10) **Patent No.:** **US D502,945 S**  
(45) **Date of Patent:** **\*\* Mar. 15, 2005**

(54) **PERSONAL DIGITAL ASSISTANT**  
(75) Inventors: **Wen Shang Huang**, Taipei (TW);  
**Hsin-Chin Liu**, Taipei (TW); **Chi-Wei Lin**, Taipei (TW)

D337,569 S \* 7/1993 Kando ..... D14/341  
5,695,345 A \* 12/1997 Weiner et al. .... 434/317  
D439,897 S \* 4/2001 Williams et al. .... D14/345  
D464,646 S \* 10/2002 Lin ..... D14/341  
D469,762 S \* 2/2003 Iwama et al. .... D14/341

(73) Assignee: **Inventec Appliances Corporation**,  
Taipei Hsieng (TW)

\* cited by examiner

(\*\*) Term: **14 Years**

*Primary Examiner*—Freda S. Nunn  
(74) *Attorney, Agent, or Firm*—Birch, Stewart, Kolasch &  
Birch, LLP

(21) Appl. No.: **29/202,514**

(57) **CLAIM**

(22) Filed: **Apr. 1, 2004**

The ornamental design for a personal digital assistant, as shown and described.

(51) **LOC (7) Cl.** ..... **14-02**

(52) **U.S. Cl.** ..... **D14/341**

(58) **Field of Search** ..... D14/341-346;  
D18/1, 2, 7; 235/145 A, 145 R; 341/22,  
23; 345/156, 168, 169, 172, 87; 33/443;  
434/317

**DESCRIPTION**


FIG. 1 is a front perspective view thereof;  
FIG. 2 is a front side view thereof;  
FIG. 3 is a rear side view thereof;  
FIG. 4 is a left side view thereof;  
FIG. 5 is a right side view thereof;  
FIG. 6 is a top plane view thereof; and,  
FIG. 7 is a bottom plane view thereof.

(56) **References Cited**

**U.S. PATENT DOCUMENTS**

4,611,406 A \* 9/1986 Engstrom et al. .... 33/443

**1 Claim, 5 Drawing Sheets**



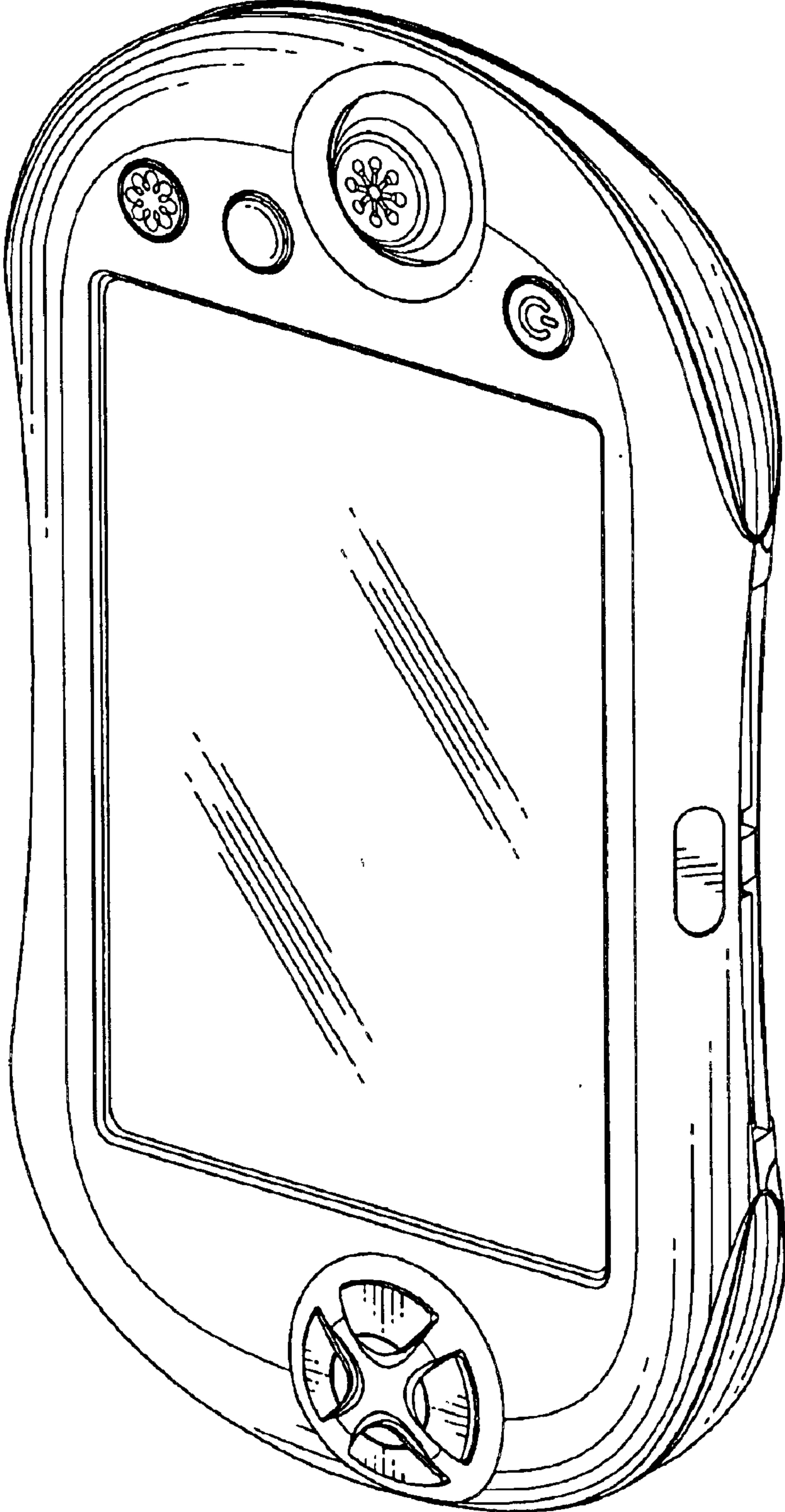


FIG. 1

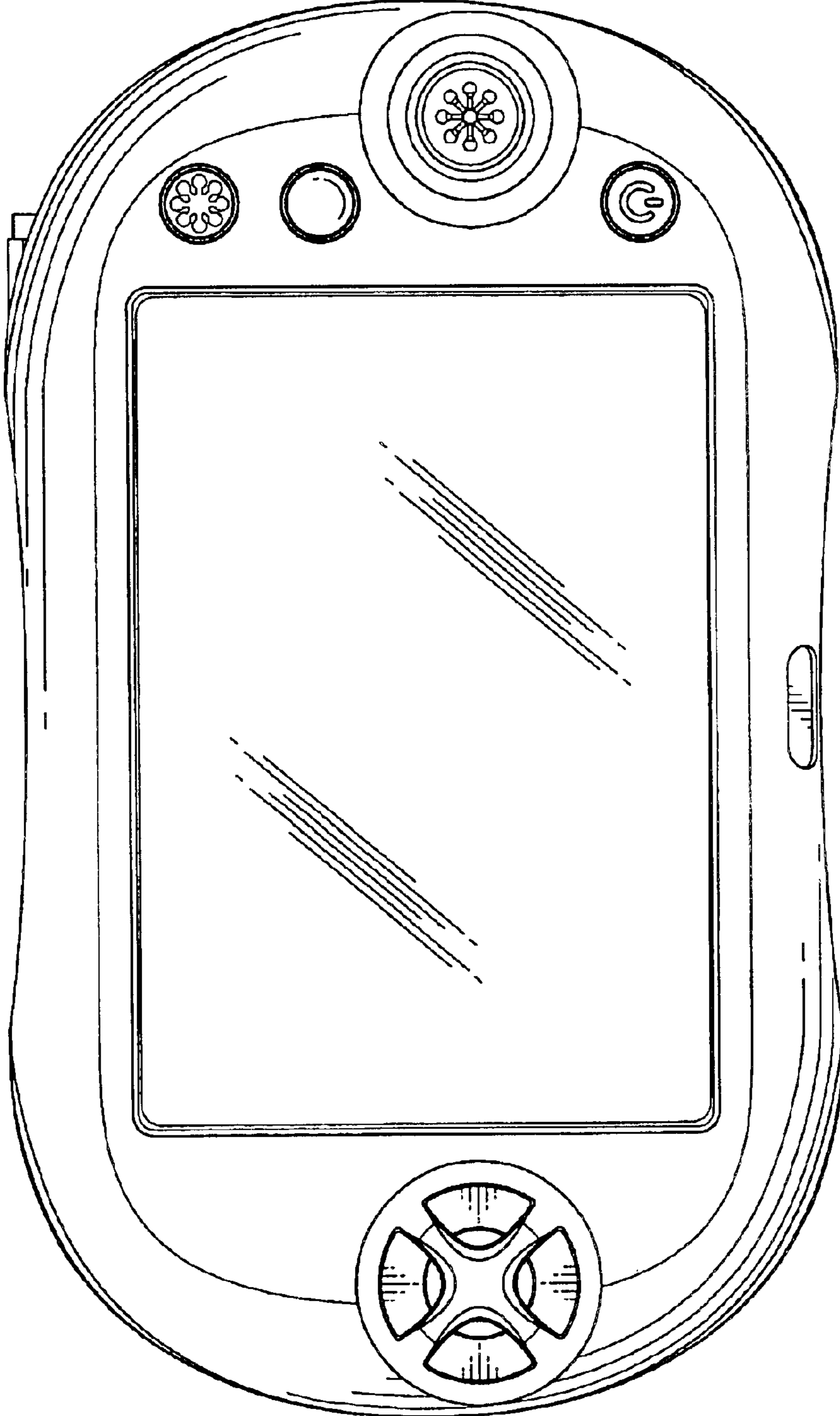


FIG. 2

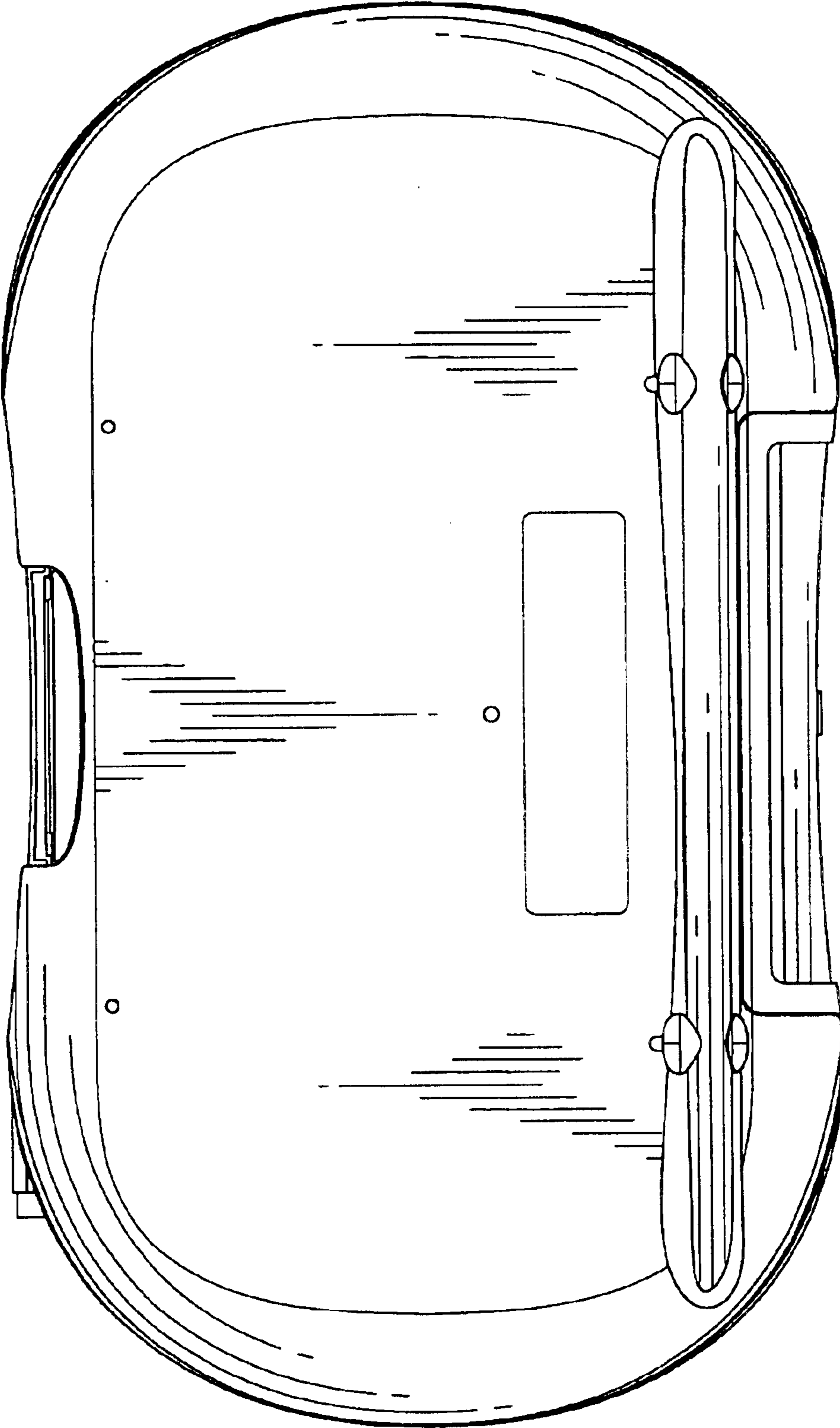


FIG. 3

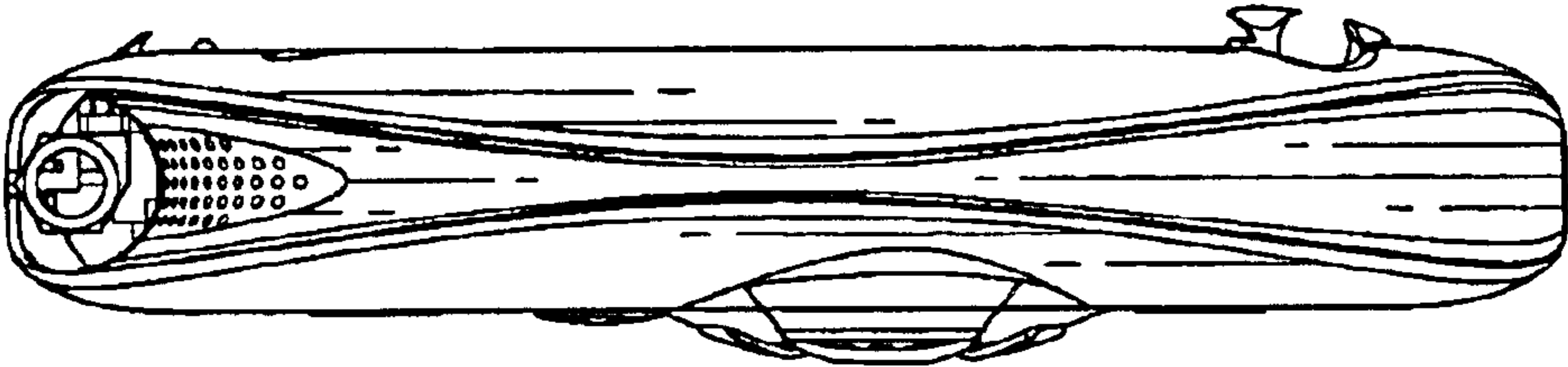


FIG. 5

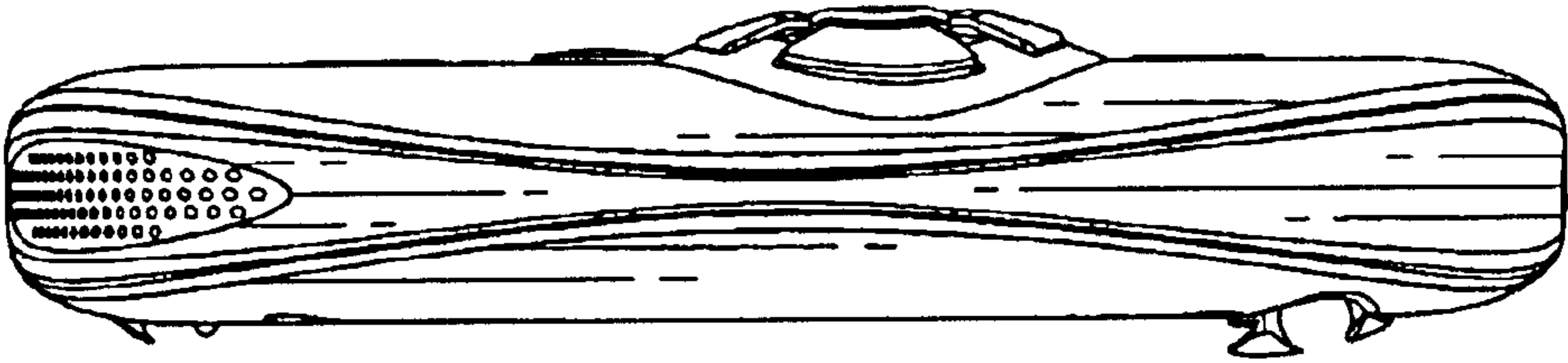


FIG. 4

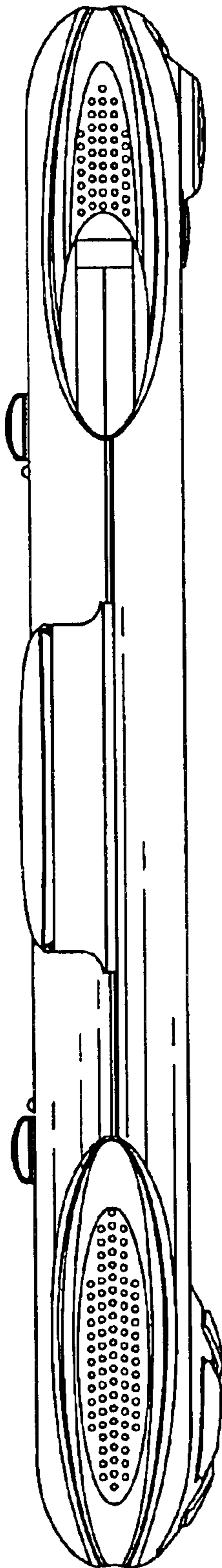


FIG. 6

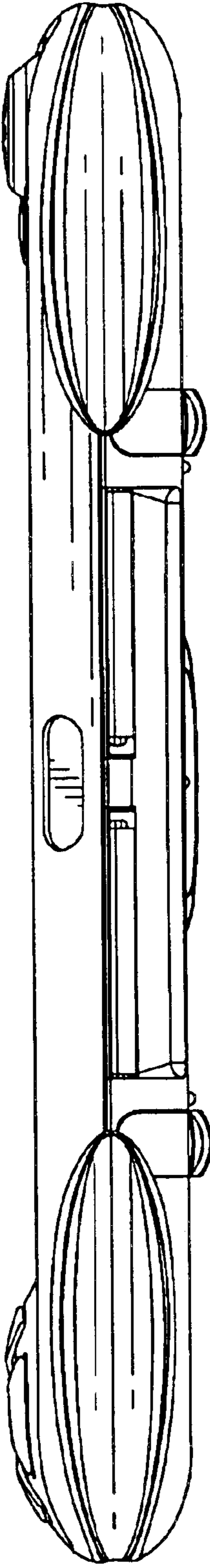


FIG. 7