

US00D502943S

(12) **United States Design Patent**
Ma et al.

(10) **Patent No.:** **US D502,943 S**
(45) **Date of Patent:** **** Mar. 15, 2005**

(54) **NOTEBOOK COMPUTER**

(75) Inventors: **Yung-Chuan Ma**, Taoyuan (TW);
Chien-Jui Wang, Taipei (TW)

(73) Assignee: **BenQ Corporation**, Taoyuan (TW)

(**) Term: **14 Years**

(21) Appl. No.: **29/204,162**

(22) Filed: **Apr. 26, 2004**

(30) **Foreign Application Priority Data**

Mar. 15, 2004 (TW) 93301426

(51) **LOC (7) Cl.** **14-02**

(52) **U.S. Cl.** **D14/318**

(58) **Field of Search** D14/318-328;
D18/1, 2, 7; 235/145 A, 145 R; 341/22,
23; 345/104, 156, 168, 169, 173; 361/690-696;
400/486, 489

(56) **References Cited**

U.S. PATENT DOCUMENTS

5,475,563 A * 12/1995 Donahoe et al. 361/695

6,067,224 A * 5/2000 Nobuchi 361/683
D453,756 S * 2/2002 Kamegi D14/318
D484,125 S * 12/2003 Ma et al. D14/318

* cited by examiner

Primary Examiner—Freda S. Nunn

(74) *Attorney, Agent, or Firm*—Thomas, Kayden,
Horstemeyer & Risley

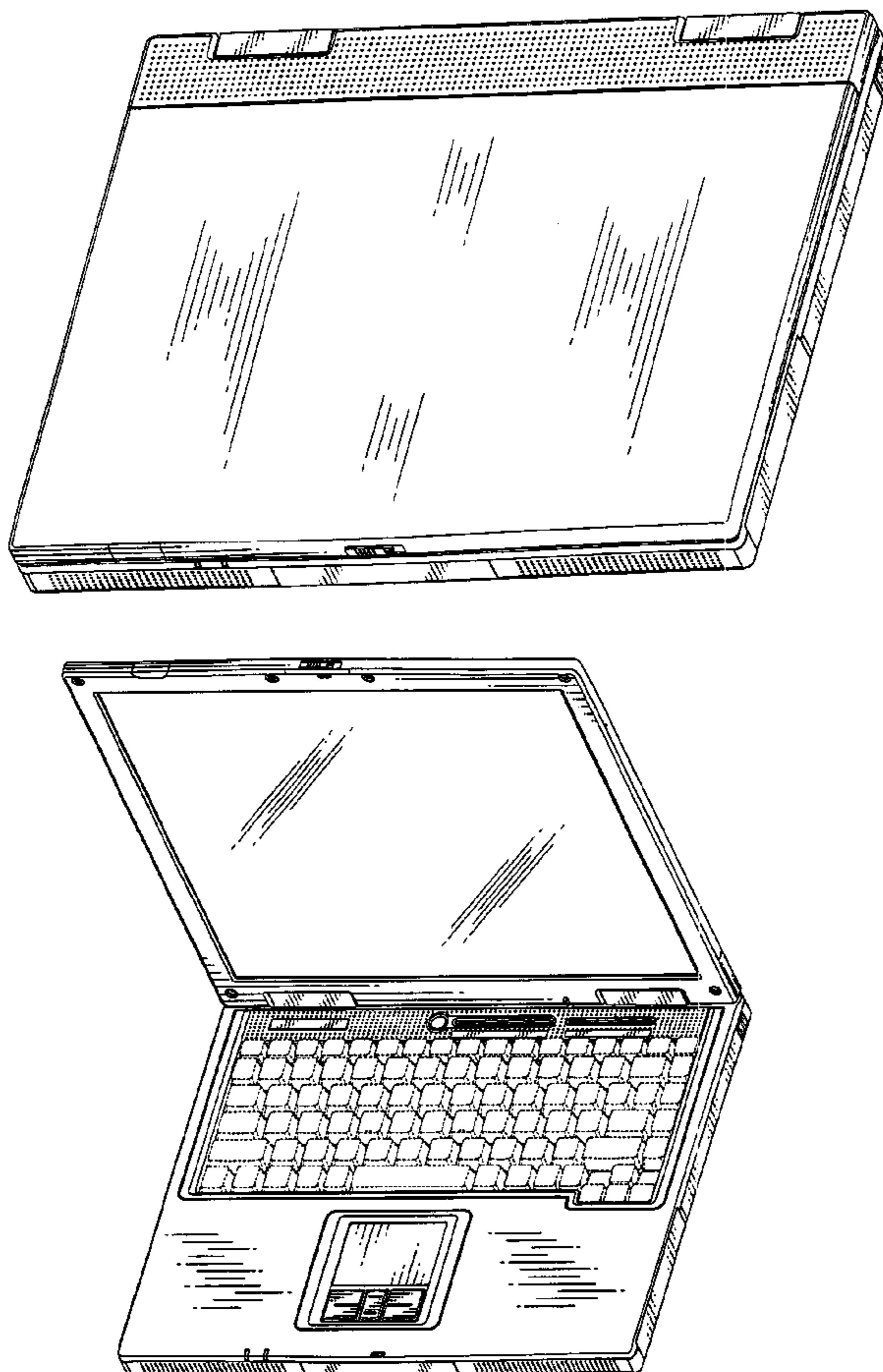
(57) **CLAIM**

The ornamental design for a notebook computer, as shown
and described.

DESCRIPTION

FIG. 1 is a perspective view thereof;
FIG. 2 is a front elevational view thereof;
FIG. 3 is a rear elevational view thereof;
FIG. 4 is a left side elevational view thereof;
FIG. 5 is a right side elevational view thereof;
FIG. 6 is a top plane view thereof;
FIG. 7 is a bottom plane view thereof; and,
FIG. 8 is a perspective view in use state thereof.
The broken lines are shown for illustrative purposes only
and form no part of the claimed design.

1 Claim, 6 Drawing Sheets






FIG. 1




FIG. 2

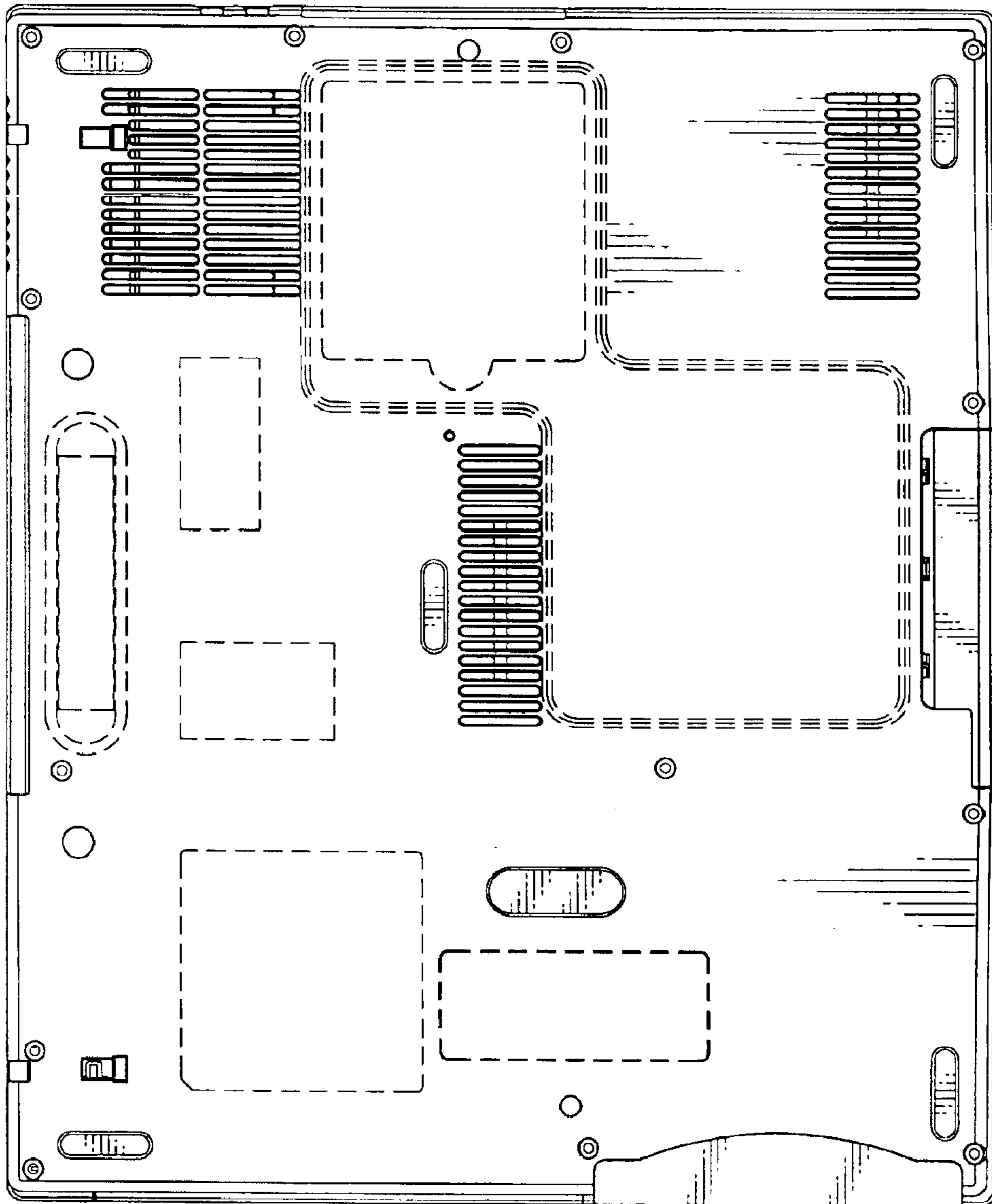


FIG. 3

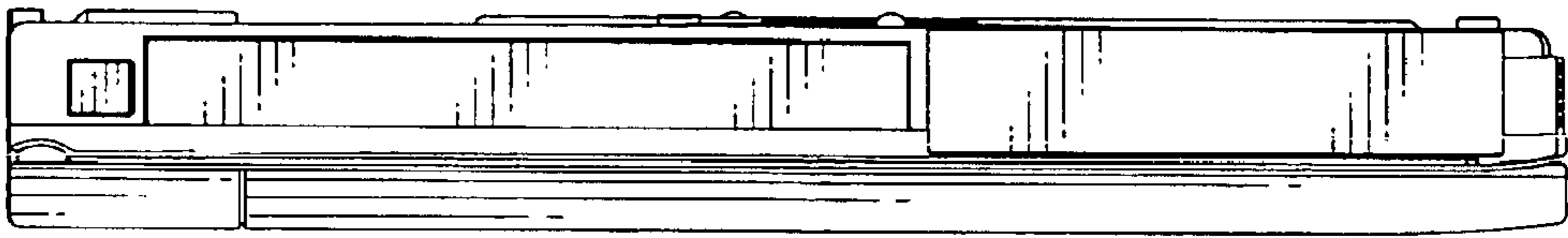


FIG. 5

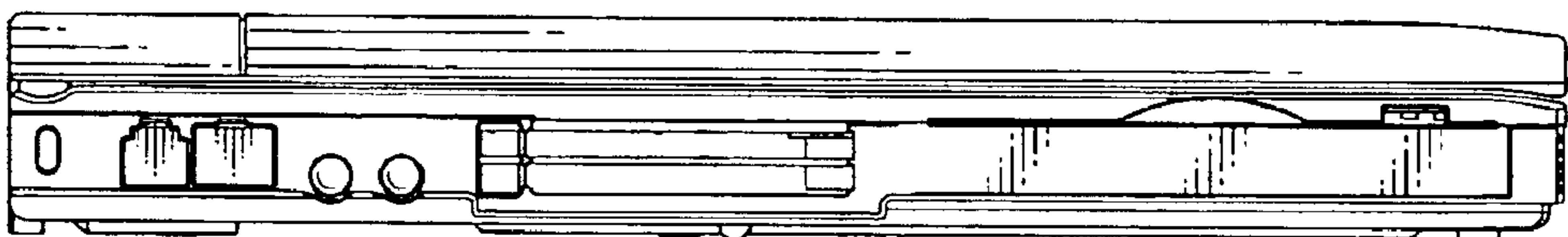


FIG. 4

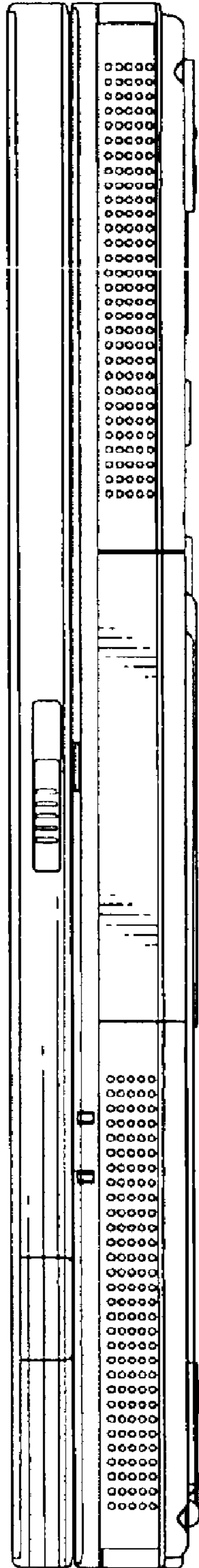


FIG. 6

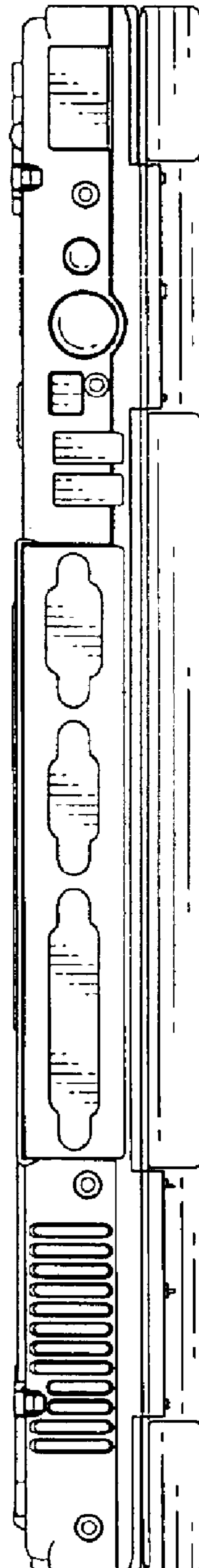


FIG. 7

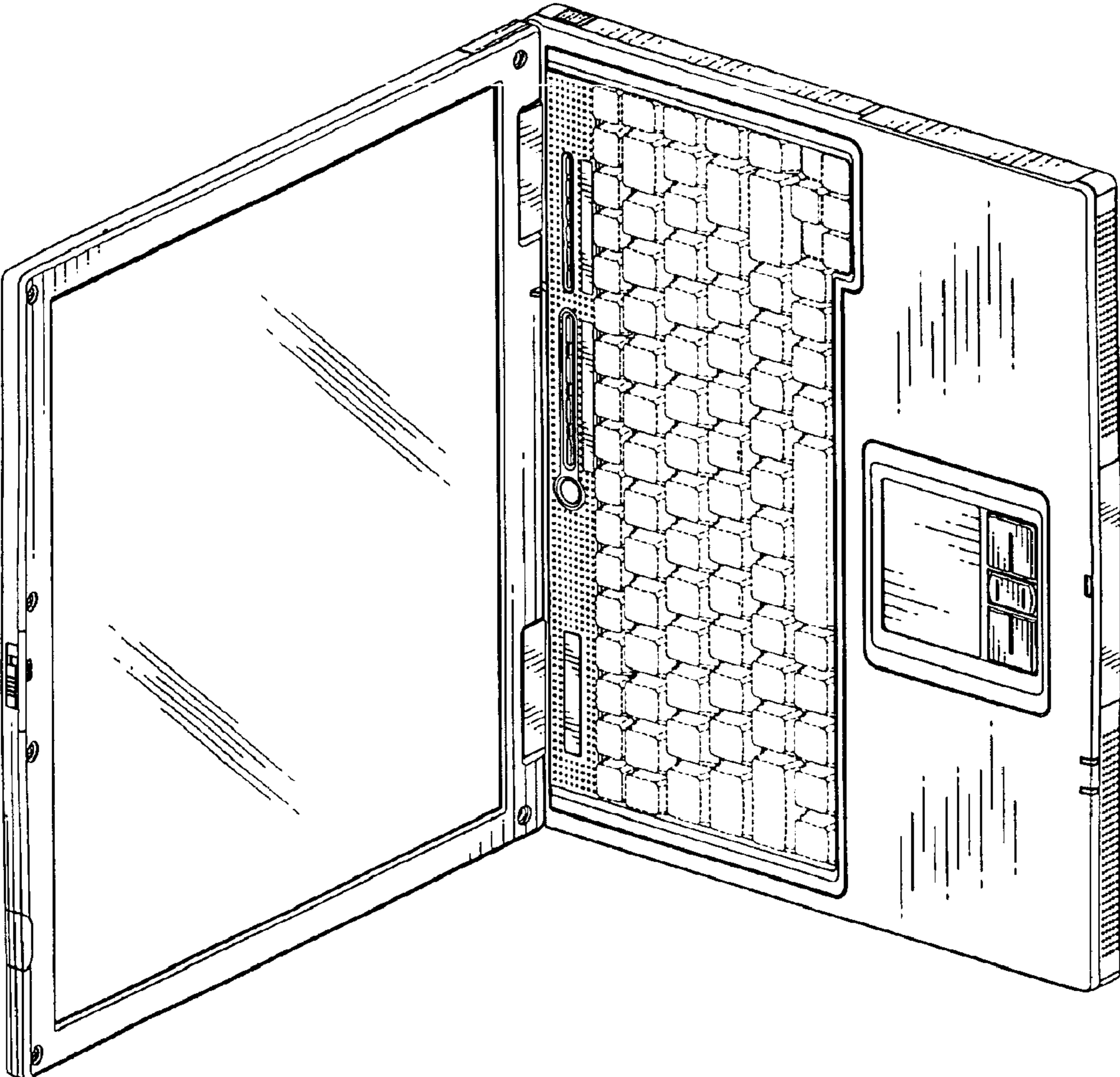


FIG. 8