



US00D502928S

(12) **United States Design Patent**
Chun

(10) **Patent No.:** **US D502,928 S**
(45) **Date of Patent:** **** Mar. 15, 2005**

(54) **GARAGE DOOR TRANSMITTER AND FLASHLIGHT**

(76) **Inventor:** **James K. Chun**, 2102-F Walsh Ave., Santa Clara, CA (US) 95050

(**) **Term:** **14 Years**

(21) **Appl. No.:** **29/188,058**

(22) **Filed:** **Aug. 12, 2003**

(51) **LOC (7) Cl.** **13-03**

(52) **U.S. Cl.** **D13/168**

(58) **Field of Search** D13/168; D10/104, D10/106; D14/174, 191, 218, 247; D26/37-50; 340/5.28, 5.64, 5.71, 825.22, 825.69-825.72; 341/20, 176; 342/359; 455/95, 128, 151.1-151.4

(56) **References Cited**

U.S. PATENT DOCUMENTS

4,646,072	A	*	2/1987	Hughes	341/176
4,725,827	A	*	2/1988	Gallegos et al.	341/20
4,890,108	A	*	12/1989	Drori et al.	341/176
D366,262	S	*	1/1996	Inaba	D14/218
D407,695	S	*	4/1999	Hwang	D13/168

D453,580	S	*	2/2002	Lynch et al.	D26/46
6,525,645	B2	*	2/2003	King et al.	340/5.7
D495,303	S	*	8/2004	Coullahan et al.	D13/168
D496,031	S	*	9/2004	Ma et al.	D14/240
2004/0201512	A1	*	10/2004	Sugimoto et al.	341/176

* cited by examiner

Primary Examiner—Stella Reid
Assistant Examiner—Selina Sikder
(74) *Attorney, Agent, or Firm*—Dean A. Craine

(57) **CLAIM**

The ornamental design for a garage door transmitter and flashlight, as shown and described.

DESCRIPTION

FIG. 1 is a perspective view of a garage door transmitter and flashlight.

FIG. 2 is a front elevational view of the invention.

FIG. 3 is a rear elevational view of the invention.

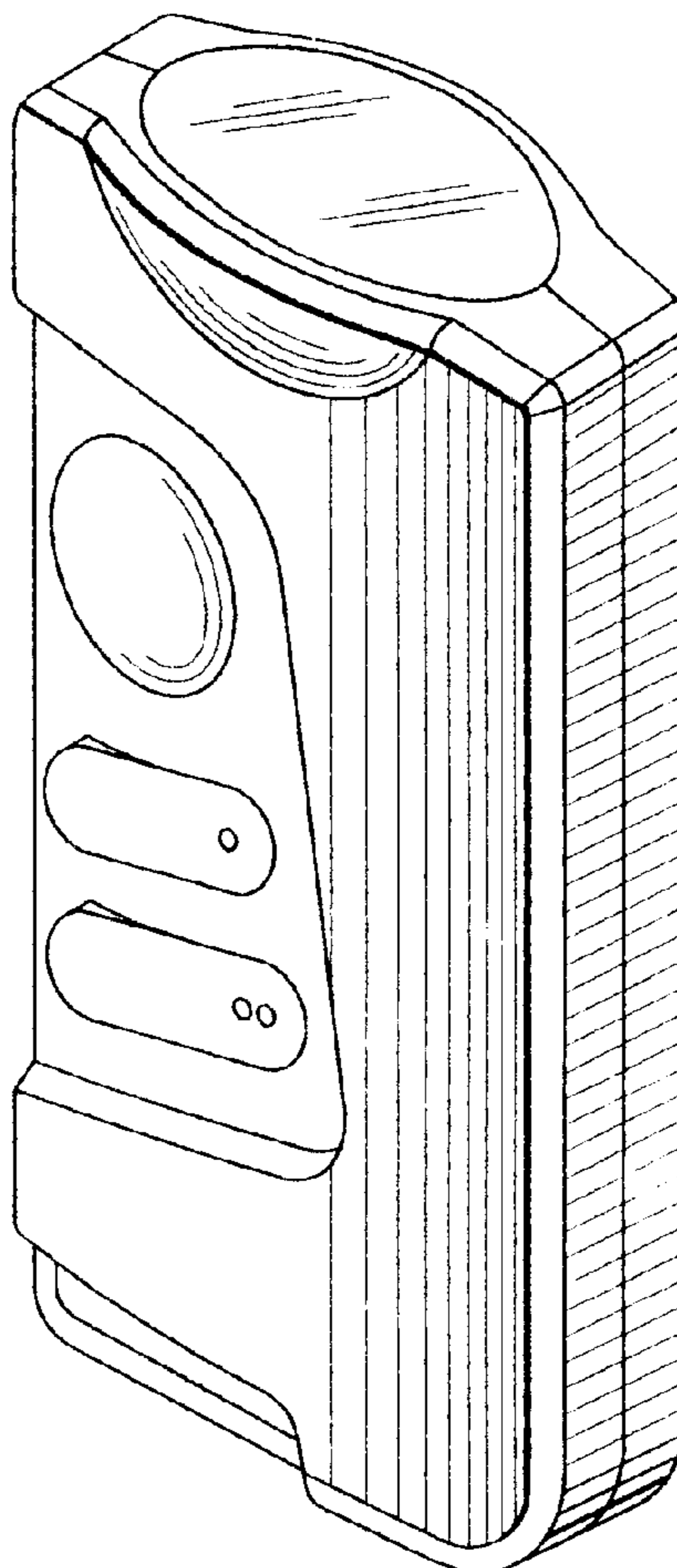
FIG. 4 is a left side elevational view of the invention.

FIG. 5 is a right side elevational view of the invention.

FIG. 6 is a top plan view of the invention; and,

FIG. 7 is a bottom plan view of the invention.

1 Claim, 2 Drawing Sheets



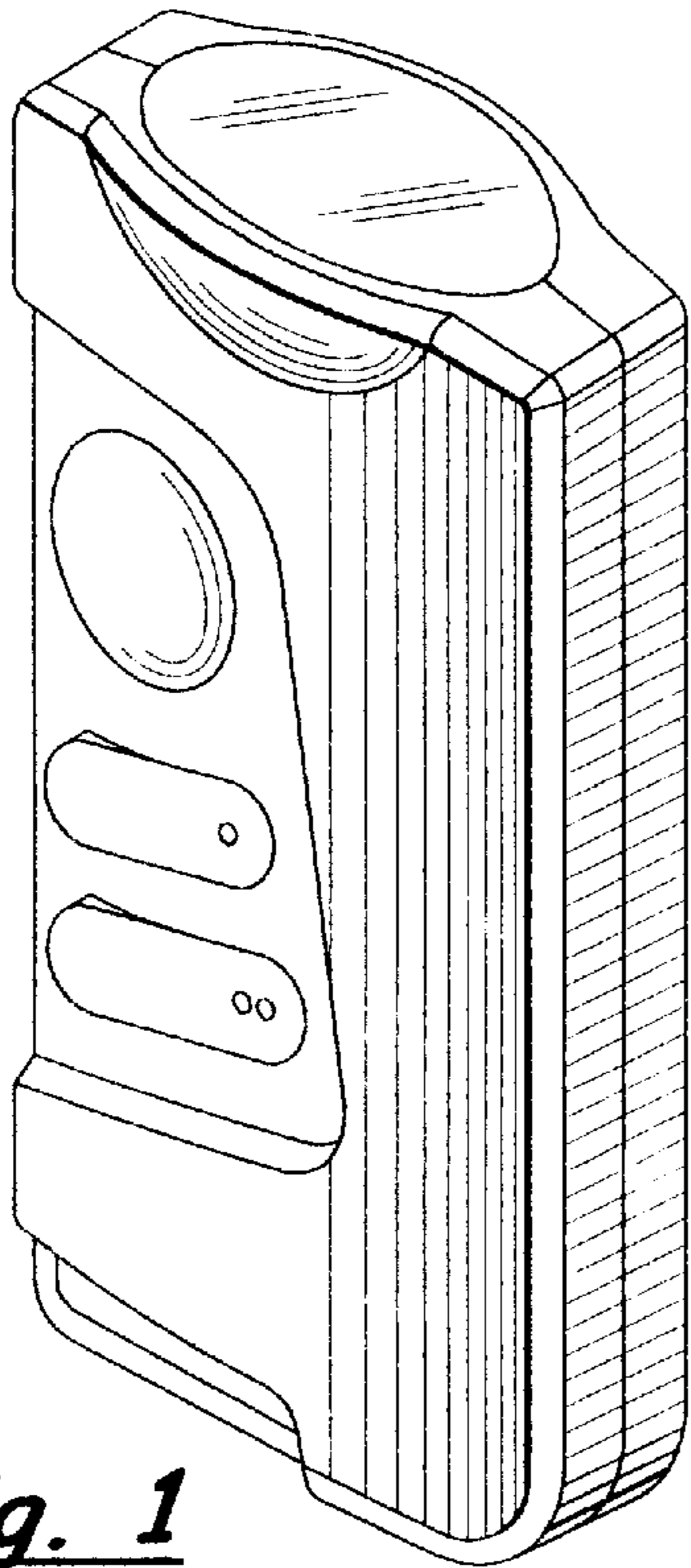


Fig. 1

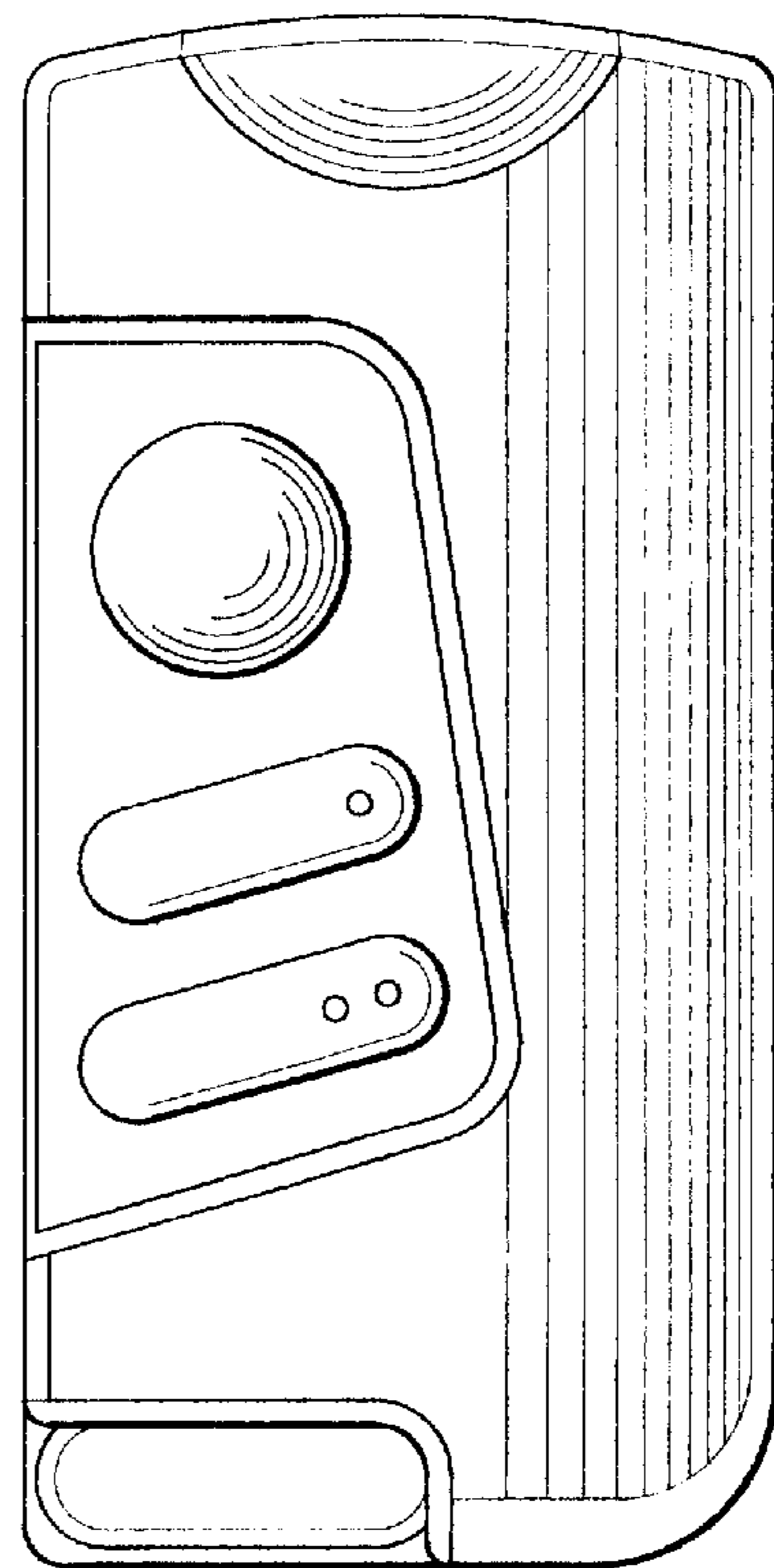


Fig. 2




Fig. 3

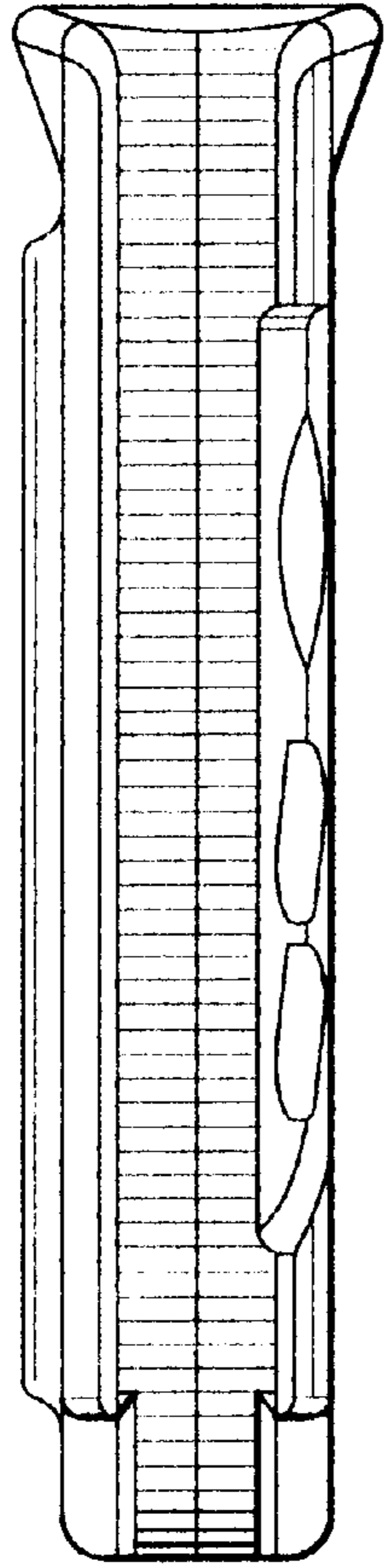


Fig. 4

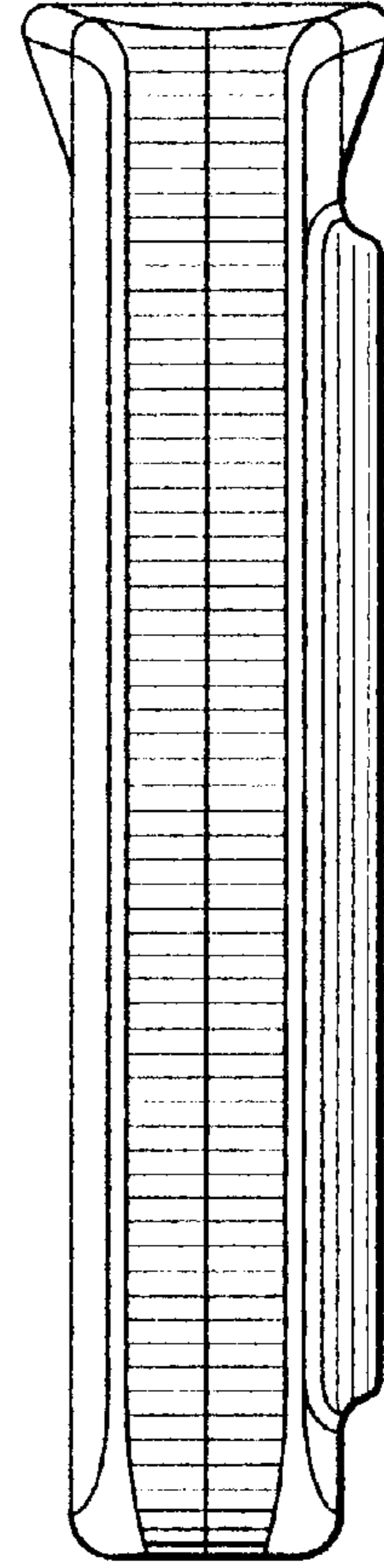


Fig. 5




Fig. 6

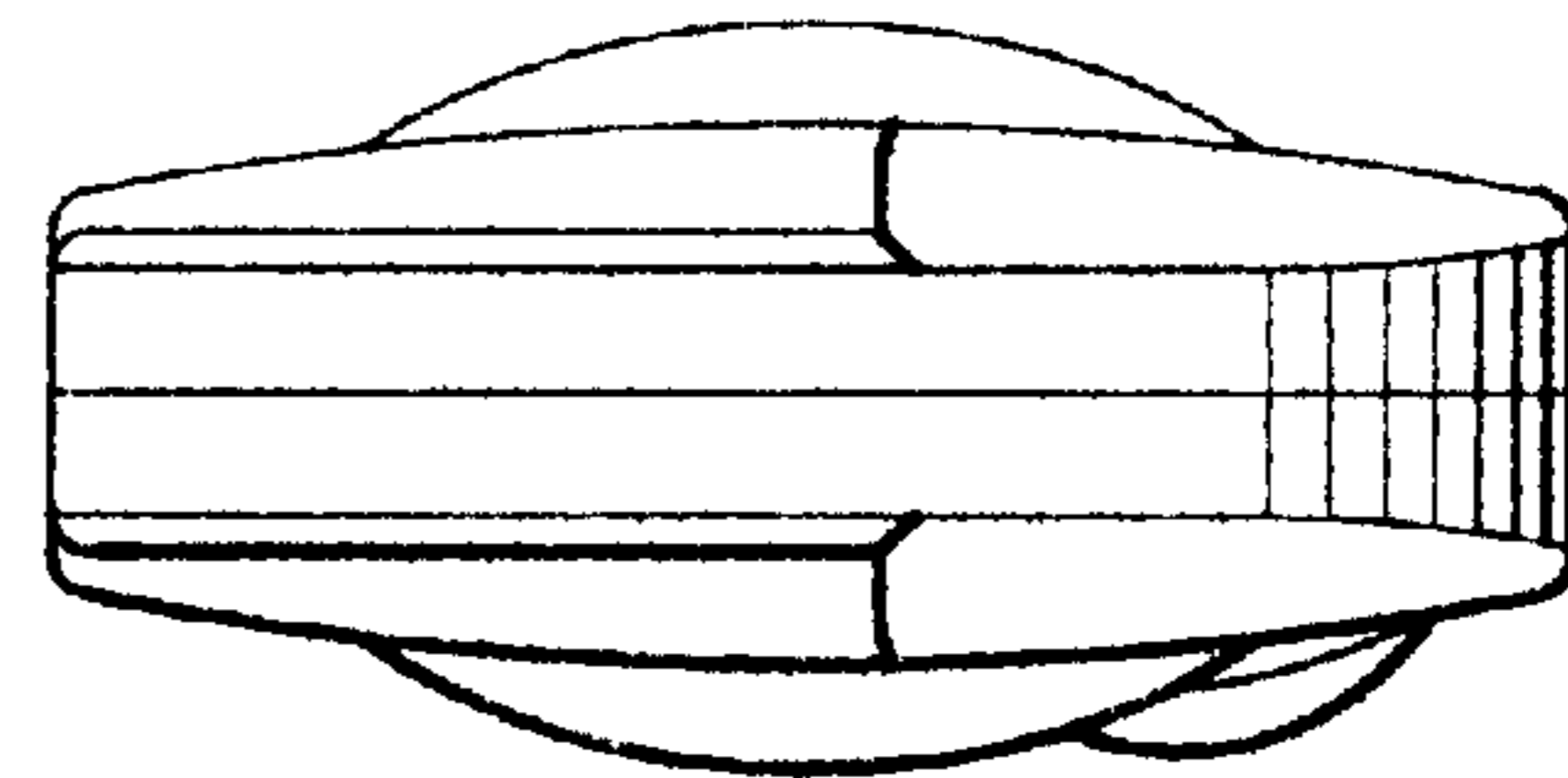


Fig. 7